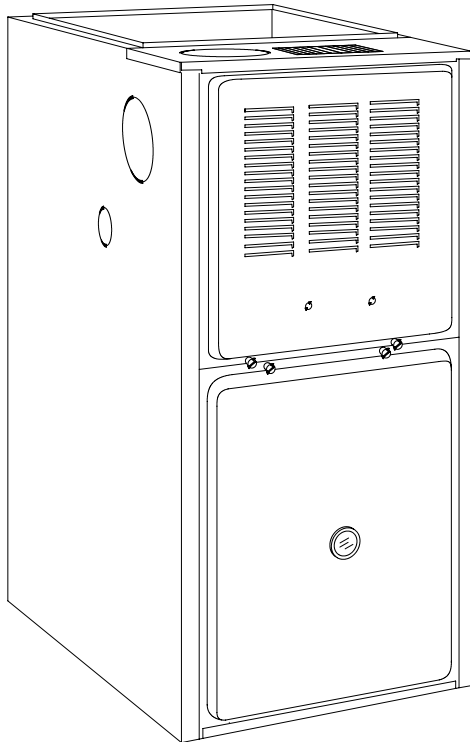


Technical Support Manual

Save This Manual For Future Reference



Models

N8MPN050B12B2
N8MPN075B12B2
N8MPN075F16B2
N8MPN100F14B2
N8MPN100F20B2
N8MPN100J22B2
N8MPN125J20B2
N8MPN125J22B2

N8MPL050B12B2
N8MPL075B12B2
N8MPL075F16B2
N8MPL100F20B2
N8MPL100J22B2
N8MPL125J20B2
N8MPL125J22B2

*8MPN050B12B2
*8MPN075B12B2
*8MPN075F16B2
*8MPN100F14B2
*8MPN100F20B2
*8MPN100J20B2
*8MPN125J20B2
*8MPN150J20B2

*8MPL050B12B2
*8MPL075B12B2
*8MPL075F16B2
*8MPL100F20B2
*8MPL100J20B2
*8MPL125J20B2

* Denotes Brand



FAN ASSISTED COMBUSTION GAS FURNACES

Manufacturers Number (Mfr No - See Rating Plate)																	
ALL Models (N8MPN)																	
Specifications																	
	N8MPN 050B12		N8MPN 075B12		N8MPN 075F16		N8MPN 100F14		N8MPN 100F20		N8MPN 100J22		N8MPN 125J20		N8MPN 125J22		
General																	
Input (Btuh)	50,000		75,000		75,000		100,000		100,000		100,000		125,000		125,000		
Output (Btuh)	40,000		60,000		60,000		80,000		80,000		80,000		100,000		100,000		
Temp. Rise (°F/°C)	35-65/19-36		35-65/19-36		25-55/14-30		30-60/17-33		35-65/19-36		30-60/17-33		30-60/17-33		30-60/17-33		
Electrical (Volts/Hz)	115/60		115/60		115/60		115/60		115/60		115/60		115/60		115/60		
Rating Plate Amps.	9.7		9.2		9.7		8.9		11.7		13.2		11.7		13.2		
Gas Type	Nat	Propane	Nat	Propane	Nat	Propane	Nat	Propane	Nat	Propane	Nat	Propane	Nat	Propane	Nat	Propane	
Transformer Size (VA)	40																
T'stat Heat Anticipator	.50																
Gas & Ignition																	
Std. Main Orifices (No/Size)	2/#42	2/#54	3/#42	3/#54	3/#42	3/#54	4/#42	4/#54	4/#42	4/#54	4/#42	4/#54	5/#42	5/#54	5/#42	5/#54	
Gas Valve Honeywell Regulation Type	VR8205S SNAP																
Manifold Press (in wc)	3.5	10.0	3.5	10.0	3.5	10.0	3.5	10.0	3.5	10.0	3.5	10.0	3.5	10.0	3.5	10.0	
Ignition Type/Series	Hot Surface																
Combustion																	
Flue Outlet Size (Inches)	4		4		4		4		4		4		4		4		
Limits & Controls																	
Thermal Sensor (°F)	300		300		300		300		300		300		300		300		
Limit Control	See Parts List		See Parts List		See Parts List		See Parts List		See Parts List		See Parts List		See Parts List		See Parts List		
Std. Pressure Sw. (Part No)	1013529																
Press -Close (in wc)	-0.69																
Press -Open (in wc)	-0.59																
Furnace Control (Type)	Integrated																
Furnace Control On delay (Timed-secs)	30																
Furnace Control Off delay	60,100,140,180																
Blower Data																	
Size Inches (D x W)	11-8		11-8		11-10		11-10		11-10		11-10		11-10		11-10		
Motor Type/H.P.	PSC ¹ / ₂		PSC ¹ / ₂		PSC ¹ / ₂		PSC ¹ / ₂		PSC ¹ / ₂		PSC ³ / ₄		PSC ¹ / ₂		PSC ³ / ₄		
Cap. Mfd/Volts	10/370		7.5/370		10/370		7.5/370		10/370		40/370		10/370		40/370		
Filter Type (600 FPM)	Washable		Washable		Washable		Washable		Washable		Washable		Washable		Washable		
Filter Size (in) (Not Supplied)	14x25x1		14x25x1		16x25x1		16x25x1		16x25x1 (2)		20x25x1		20x25x1		20x25x1		
1600 CFM and over #	--		--		16x25x1 (2)		--		16x25x1 (2)		16x25x1 (2)		16x25x1 (2)		16x25x1 (2)		
Min. Cool Cap. (Tons)	1.5		1.5		3		2		3		3		3		3		
Max. Cool Cap. (Tons)	3		3		4		3.5		5		5.5		5		5.5		
Gas Conversion Kits																	
Nat to Propane	NAHA001LP (1172958*)																
Propane to Nat	NAHA001NG (1172960*)																
* Must be ordered from Service Parts																	

Manufacturers Number (Mfr No - See Rating Plate)															
ALL Models (N8MPL)															
Specifications															
	N8MPL 050B12		N8MPL 075B12		N8MPL 075F16		N8MPL 100F20		N8MPL 100J22		N8MPL 125J20		N8MPL 125J22		
General															
Input (Btuh)	50,000		75,000		75,000		100,000		100,000		125,000		125,000		
Output (Btuh)	40,000		60,000		60,000		80,000		80,000		100,000		100,000		
Temp. Rise (°F/°C)	35-65/19-36		35-65/19-36		25-55/14-30		35-65/19-36		30-60/17-33		30-60/17-33		30-60/17-33		
Electrical (Volts/Hz)	115/60		115/60		115/60		115/60		115/60		115/60		115/60		
Rating Plate Amps.	9.7		9.2		9.7		11.7		13.2		11.7		13.2		
Gas Type	Nat	Propane	Nat	Propane	Nat	Propane	Nat	Propane	Nat	Propane	Nat	Propane	Nat	Propane	
Transformer Size (VA)	40														
T'stat Heat Anticipator	.50														
Gas & Ignition															
Std. Main Orifices (No/Size)	2/#42	2/#54	3/#42	3/#54	3/#42	3/#54	4/#42	4/#54	4/#42	4/#54	5/#42	5/#54	5/#42	5/#54	
Gas Valve Honeywell Regulation Type	VR 8205S SNAP														
Manifold Press. (in wc)	3.5	10.0	3.5	10.0	3.5	10.0	3.5	10.0	3.5	10.0	3.5	10.0	3.5	10.0	
Ignition Type/Series	Hot Surface														
Combustion															
Flue Outlet Size (Inches)	4		4		4		4		4		4		4		
Limits & Controls															
Thermal Sensor (°F)	300		300		300		300		300		300		300		
Limit Control	See Parts List		See Parts List		See Parts List		See Parts List		See Parts List		See Parts List		See Parts List		
Std. Pressure Sw. (Part No)	1013529														
Press -Close (in wc)	-0.69														
Press -Open (in wc)	-0.59														
Furnace Control (Type)	Integrated														
Furnace Control On delay (Timed-secs)	30														
Furnace Control Off delay	60,100,140,180														
Blower Data															
Size Inches (D x W)	11-8		11-8		11-10		11-10		11-10		11-10		11-10		
Motor Type/H.P.	PSC ¹ / ₂		PSC ¹ / ₂		PSC ¹ / ₂		PSC ¹ / ₂		PSC ³ / ₄		PSC ¹ / ₂		PSC ³ / ₄		
Cap. Mfd/Volts	10/370		7.5/370		10/370		10/370		40/370		10/370		40/370		
Filter Type (600 FPM)	Washable		Washable		Washable		Washable		Washable		Washable		Washable		
Filter Size (in) (Not Supplied)	14x25x1		14x25x1		16x25x1		16x25x1		20x25x1		20x25x1		20x25x1		
1600 CFM and over #	--		--		16x25x1 (2)		16x25x1 (2)		16x25x1 (2)		16x25x1 (2)		16x25x1 (2)		
Min. Cool Cap. (Tons)	1.5		1.5		3		3		3		3		3		
Max. Cool Cap. (Tons)	3		3		4		5		5.5		5		5.5		
Gas Conversion Kits															
Nat to Propane	NAHA001LP (1172958*)														
Propane to Nat	NAHA001NG (1172960*)														
* Must be ordered from Service Parts															

Manufacturers Number (Mfr No - See Rating Plate)																	
ALL Models (*8MPN)																	
Specifications																	
	*8MPN 050B12		*8MPN 075B12		*8MPN 075F16		*8MPN 100F14		*8MPN 100F20		*8MPN 100J20		*8MPN 125J20		*8MPN 150J20		
General																	
Input (Btuh)	50,000		75,000		75,000		100,000		100,000		100,000		125,000		150,000		
Output (Btuh)	40,000		60,000		60,000		81,000		81,000		81,000		101,000		121,000		
Temp. Rise (°F/°C)	35-65/19-36		30-60/17-33		30-60/17-33		35-65/19-36		35-65/19-36		35-65/19-36		35-65/19-36		35-65/19-36		
Electrical (Volts/Hz)	115/60		115/60		115/60		115/60		115/60		115/60		115/60		115/60		
Rating Plate Amps.	9.7		9.0		9.7		9.2		12.0		12.0		12.0		13.5		
Gas Type	Nat	Propane	Nat	Propane	Nat	Propane	Nat	Propane	Nat	Propane	Nat	Propane	Nat	Propane	Nat	Propane	
Transformer Size (VA)	40																
T'stat Heat Anticipator	.50																
Gas & Ignition																	
Std. Main Orifices (No/Size)	2/#42	2/#54	3/#42	3/#54	3/#42	3/#54	4/#42	4/#54	4/#42	4/#54	4/#42	4/#54	5/#42	5/#54	6/#42	6/#54	
Gas Valve Honeywell Regulation Type	VR 8205S SNAP																
Manifold Press. (in wc)	3.5	10.0	3.5	10.0	3.5	10.0	3.5	10.0	3.5	10.0	3.5	10.0	3.5	10.0	3.5	10.0	
Ignition Type/Series	Hot Surface																
Combustion																	
Flue Outlet Size (Inches)	4		4		4		4		4		4		4		4		
Limits & Controls																	
Thermal Sensor (°F)	300		300		300		300		300		300		300		300		
Limit Control	See Parts List		See Parts List		See Parts List		See Parts List		See Parts List		See Parts List		See Parts List		See Parts List		
Auxiliary Limit (°F)	130		130		130		130		130		130		130		130		
Std. Pressure Sw. (Part No)	1013529																
Press -Close (in wc)	-0.69																
Press -Open (in wc)	-0.59																
Furnace Control (Type)	Integrated																
Furnace Control On	30																
(Timed-secs) Off	60,100,140,180																
Blower Data																	
Size Inches (D x W)	11-8		11-8		11-10		11-10		11-10		11-10		11-10		12-12		
Motor Type/H.P.	PSC ¹ / ₂		PSC ¹ / ₂		PSC ¹ / ₂		PSC ¹ / ₂		PSC ¹ / ₂		PSC ¹ / ₂		PSC ¹ / ₂		PSC ³ / ₄		
Cap. Mfd/Volts	10/370		7.5/370		10/370		7.5/370		10/370		10/370		10/370		40/370		
Filter Type (600 FPM)	Washable		Washable		Washable		Washable		Washable		Washable		Washable		Washable		
Filter Size (in) (Not Supplies)	14x25x1		14x25x1		16x25x1		16x25x1		16x25x1		20x25x1		20x25x1		20x25x1		
1600 CFM and over#	--		--		16x25x1 (2)		--		16x25x1 (2)		16x25x1 (2)		16x25x1 (2)		16x25x1 (2)		
Min. Cool Cap. (Tons)	1.5		1.5		3		2		3		3		3		3		
Max. Cool Cap. (Tons)	3		3		4		3.5		5		5		5		5		
Gas Conversion Kits																	
Nat to Propane	NAHA001LP (1172958*)																
Propane to Nat	NAHA001NG (1172960*)																
* Must be ordered from Service Parts																	

Manufacturers Number (Mfr No - See Rating Plate)													
ALL Models (*8MPL)													
Specifications													
	*8MPL 050B12		*8MPL 075B12		*8MPL 075F16		*8MPL 100F20		*8MPL 100J20		*8MPL 125J20		
General													
Input (Btuh)	50,000		75,000		75,000		100,000		100,000		125,000		
Output (Btuh)	40,000		60,000		60,000		81,000		81,000		101,000		
Temp. Rise (°F/°C)	35-65/19-36		30-60/17-33		30-60/17-33		35-65/19-36		35-65/19-36		35-65/19-36		
Electrical (Volts/Hz)	115/60		115/60		115/60		115/60		115/60		115/60		
Rating Plate Amps.	9.7		9.0		9.7		12.0		12.0		12.0		
Gas Type	Nat	Propane	Nat	Propane	Nat	Propane	Nat	Propane	Nat	Propane	Nat	Propane	
Transformer Size (VA)	40												
T'stat Heat Anticipator	.50												
Gas & Ignition													
Std. Main Orifices (No/Size)	2/#42	2/#54	3/#42	3/#54	3/#42	3/#54	4/#42	4/#54	4/#42	4/#54	5/#42	5/#54	
Gas Valve Honeywell Regulation Type	VR 8205S SNAP												
Manifold Press. (in wc)	3.5	10.0	3.5	10.0	3.5	10.0	3.5	10.0	3.5	10.0	3.5	10.0	
Ignition Type	Hot Surface												
Combustion													
Flue Outlet Size (Inches)	4		4		4		4		4		4		
Limits & Controls													
Thermal Sensor (°F)	300		300		300		300		300		300		
Limit Control	See Parts List		See Parts List		See Parts List		See Parts List		See Parts List		See Parts List		
Auxiliary Limit (°F)	130		130		130		130		130		130		
Std. Pressure Sw. (Part No)	1013529												
Press -Close (in wc)	-0.69												
Press -Open (in wc)	-0.59												
Furnace Control (Type)													
Furnace Control On delay	Integrated												
(Timed-secs) Off delay	30 60,100,140,180												
Blower Data													
Size Inches (D x W)	11-8		11-8		11-10		11-10		11-10		11-10		
Motor Amps/RPM	10.3/1100		8/1050		10.3/1100		10/1050		11.9/900		10/1050		
Motor Type/H.P.	PSC/1/2		PSC/1/2		PSC/1/2		PSC/1/2		PSC/1/2		PSC/1/2		
Cap. Mfd/Volts	10/370		7.5/370		10/370		10/370		10/370		10/370		
Filter Type	Washable		Washable		Washable		Washable		Washable		Washable		
Filter Size (inches) (Not Supplied)	14x25x1		14x25x1		16x25x1		16x25x1		20x25x1		20x25x1		
1600 CFM and over#	--		--		16x25x1 (2)		16x25x1 (2)		16x25x1 (2)		16x25x1 (2)		
Min. Cool Cap. (Tons)	1.5		1.5		3		3		3		3		
Max. Cool Cap. (Tons)	3		3		4		5		5		5		
Gas Conversion Kits													
Nat to Propane	NAHA001LP (1172958*)												
Propane to Nat	NAHA001NG (1172960*)												
* Must be ordered from Service Parts													

15. Circulation Air Blower Data (CFM)

N8MPN/L050B12 & *8MPN/L050B12 (1)(8) * Denotes Brand

External Static Pressure (in wc)	Air Delivery in Cubic Feet per Minute (C.F.M.) (Furnace Rated @0.5 in wc ESP)				
	TAP	LOW	MED L	MED H	HIGH
.10	472	704	1167	1387	
.20	419	671	1135	1338	
.30	365	638	1102	1288	
.40	328	605	1069	1241	
.50	290	572	1035	1194	
.60	250	547	987	1132	
.70	209	522	939	1070	
.80	---	483	880	1004	
.90	---	443	820	937	
1.00	---	370	753	858	

N8MPN100F14 & *8MPN100F14 (1)(8) * Denotes Brand

External Static Pressure (in wc)	Air Delivery in Cubic Feet per Minute (C.F.M.) (Furnace Rated @0.5 in wc ESP)				
	TAP	LOW	MED L	MED H	HIGH
.10	770	949	1328	1760	
.20	709	911	1282	1718	
.30	648	873	1235	1675	
.40	596	823	1175	1613	
.50	544	772	1115	1551	
.60	501	728	1076	1478	
.70	457	684	1036	1404	
.80	409	628	966	1310	
.90	361	572	895	1215	
1.00	308	507	811	1093	

N8MPN/L075B12 & *8MPN/L075B12 (1)(8) * Denotes Brand

External Static Pressure (in wc)	Air Delivery in Cubic Feet per Minute (C.F.M.) (Furnace Rated @0.5 in wc ESP)				
	TAP	LOW	MED L	MED H	HIGH
.10	695	963	1220	1559	
.20	670	946	1202	1511	
.30	644	928	1183	1463	
.40	616	901	1151	1412	
.50	588	873	1118	1361	
.60	564	822	1068	1300	
.70	540	771	1017	1239	
.80	502	723	959	1161	
.90	463	675	900	1083	
1.00	413	615	835	998	

N8MPN/L100F20 & *8MPN/L100F20 (2)(4)(8) * Denotes Brand

External Static Pressure (in wc)	Air Delivery in Cubic Feet per Minute (C.F.M.) (Furnace Rated @0.5 in wc ESP)				
	TAP	LOW	MED L	MED H	HIGH
.10	831	1125	1582	2216	
.20	823	1124	1585	2198	
.30	814	1123	1588	2179	
.40	798	1120	1583	2127	
.50	781	1117	1577	2074	
.60	749	1085	1559	1992	
.70	717	1053	1541	1909	
.80	663	1009	1457	1827	
.90	609	964	1373	1745	
1.00	561	888	1307	1641	

N8MPN/L075F16 & *8MPN/L075F16 (1)(3)(8) * Denotes Brand

External Static Pressure (in wc)	Air Delivery in Cubic Feet per Minute (C.F.M.) (Furnace Rated @0.5 in wc ESP)				
	TAP	LOW	MED L	MED H	HIGH
.10	598	841	1427	1861	
.20	499	795	1406	1816	
.30	400	748	1384	1770	
.40	345	708	1364	1724	
.50	289	667	1343	1677	
.60	263	625	1299	1612	
.70	236	582	1254	1547	
.80	---	530	1192	1454	
.90	---	477	1129	1360	
1.00	---	436	1016	1262	

N8MPN/L100J22 (2)(8)

External Static Pressure (in wc)	Air Delivery in Cubic Feet per Minute (C.F.M.) (Furnace Rated @0.5 in wc ESP)				
	TAP	LOW	MED L	MED H	HIGH
.10	1785	1997	2292	2519	
.20	1765	1970	2245	2468	
.30	1741	1941	2206	2410	
.40	1711	1902	2154	2351	
.50	1674	1861	2097	2284	
.60	1633	1807	2036	2206	
.70	1581	1749	1965	2121	
.80	1517	1683	1883	2030	
.90	1428	1597	1793	1928	
1.00	1326	1478	1667	1814	

- NOTE: (1) Data based on Bottom Only or One Side return.
 (2) Data based on Both Sides or Bottom plus One Side
 (3) 075F16 Reduce airflow by 5% if Bottom Only return.
 (4) 100F20 Reduce airflow by 10% if Bottom Only return.
 (5) 125J20 Reduce airflow by 5% if Bottom Only return.
 (6) 125J22 Reduce airflow by 10% if Bottom Only return.
 (7) 150J20 Reduce airflow by 10% if Bottom Only return.
 (8) Gray area is above maximum temperature rise range.

MAX CFM's	
Filter Size	CFM
14" X 25"	1400
16" X 25"	1600
20" X 25"	2000
24" X 25"	2500
Max CFM based on 600 FPM	

Filter required for each return-air inlet. Airflow performance includes 1" washable (600 FPM max) filter media.

Circulation Air Blower Data Continued

*8MPN/L100J20 (2)(8) * Denotes Brand

External Static Pressure (in wc)	Air Delivery in Cubic Feet per Minute (C.F.M.) (Furnace Rated @0.5 in wc ESP)				
	TAP	LOW	MED L	MED H	HIGH
.10	773	1045	1453	2147	
.20	766	1029	1461	2142	
.30	755	1037	1469	2128	
.40	737	1037	1469	2113	
.50	712	1020	1459	2078	
.60	683	1013	1446	2029	
.70	647	979	1424	1963	
.80	603	942	1400	1892	
.90	554	894	1347	1795	
1.00	497	828	1262	1705	

N8MPN/L125J20 & *8MPN/L125J20 (2)(5)(8) * Denotes Brand

External Static Pressure (in wc)	Air Delivery in Cubic Feet per Minute (C.F.M.) (Furnace Rated @0.5 in wc ESP)				
	TAP	LOW	MED L	MED H	HIGH
.10	860	1149	1666	2147	
.20	848	1154	1622	2137	
.30	836	1158	1577	2126	
.40	821	1149	1569	2137	
.50	805	1140	1561	2148	
.60	782	1111	1539	2035	
.70	758	1081	1516	1922	
.80	710	1045	1472	1845	
.90	661	1009	1428	1767	
1.00	614	925	1357	1663	

N8MPN/L125J22 (2)(6)(8)

External Static Pressure (in wc)	Air Delivery in Cubic Feet per Minute (C.F.M.) (Furnace Rated @0.5 in wc ESP)				
	TAP	LOW	MED L	MED H	HIGH
.10	1901	2121	2362	2463	
.20	1867	2077	2303	2424	
.30	1833	2033	2244	2385	
.40	1789	1985	2172	2301	
.50	1745	1936	2100	2217	
.60	1685	1855	1997	2125	
.70	1624	1773	1894	2033	
.80	1533	1671	1804	1927	
.90	1442	1569	1714	1821	
1.00	1329	1455	1583	1685	

*8MPN150J20 (2)(7)(8) * Denotes Brand

External Static Pressure (in wc)	Air Delivery in Cubic Feet per Minute (C.F.M.) (Furnace Rated @0.5 in wc ESP)				
	TAP	LOW	MED L	MED H	HIGH
.10	1656	1915	2168	2385	
.20	1620	1851	2129	2360	
.30	1583	1787	2090	2335	
.40	1545	1742	2044	2274	
.50	1507	1697	1997	2212	
.60	1449	1647	1927	2149	
.70	1390	1596	1856	2085	
.80	1301	1521	1755	1992	
.90	1212	1445	1654	1898	
1.00	1125	1337	1561	1777	

- NOTE: (1) Data based on Bottom Only or One Side return.
 (2) Data based on Both Sides or Bottom plus One Side
 (3) 075F16 Reduce airflow by 5% if Bottom Only return.
 (4) 100F20 Reduce airflow by 10% if Bottom Only return.
 (5) 125J20 Reduce airflow by 5% if Bottom Only return.
 (6) 125J22 Reduce airflow by 10% if Bottom Only return.
 (7) 150J20 Reduce airflow by 10% if Bottom Only return.
 (8) Gray area is above maximum temperature rise range.

MAX CFM's	
Filter Size	CFM
14" X 25"	1400
16" X 25"	1600
20" X 25"	2000
24" X 25"	2500
Max CFM based on 600 FPM	

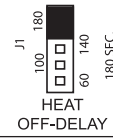
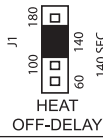
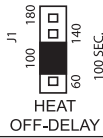
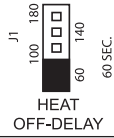
CFM - Cubic feet per minute airflow.

Filter required for each return-air inlet. Airflow performance includes 1" washable (600 FPM max) filter media.

Wiring Diagram N8MPN/L, *8MPN/L

COOL ON DELAY: 5 SEC
 COOL OFF DELAY: 90 SEC
 HEAT ON DELAY: 30 SEC

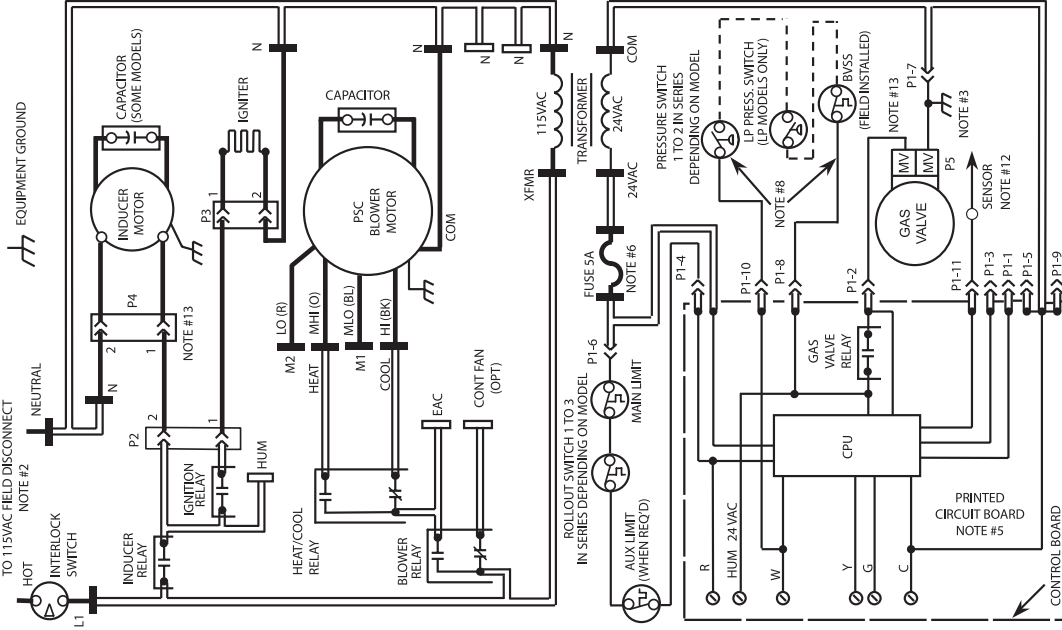
EAC + HUM 1.0A MAX
 COMBINED



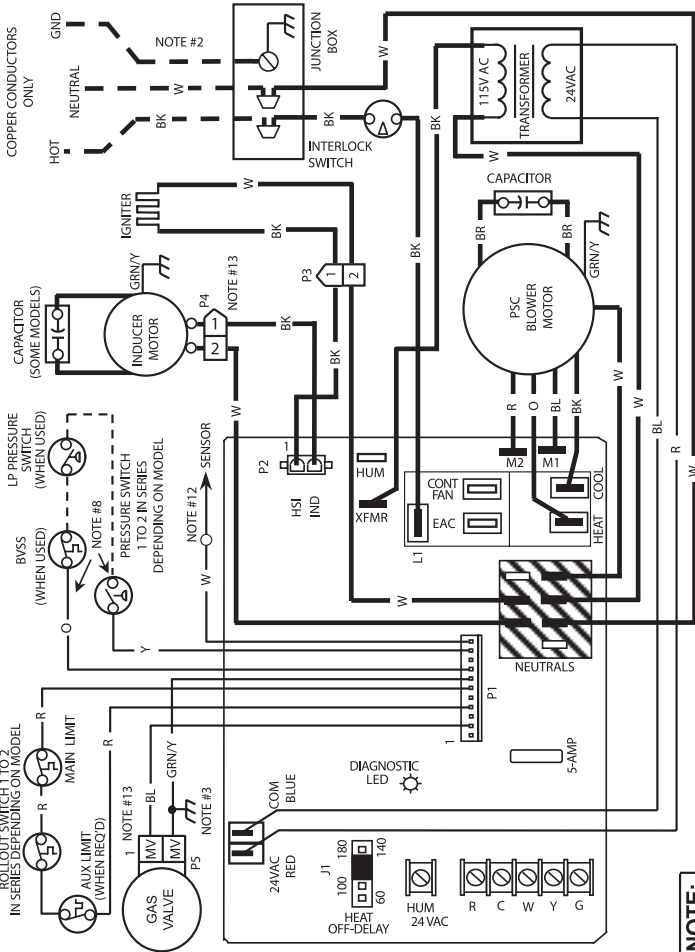
FURNACE CONTROL J1

333309-101 REV. B

LADDER DIAGRAM



WARNING: ELECTRICAL SHOCK HAZARD DISCONNECT BEFORE SERVICING



SPEED TAP CODE

BLACK	HI
ORANGE	MHI
BLUE	MLO
RED	LO

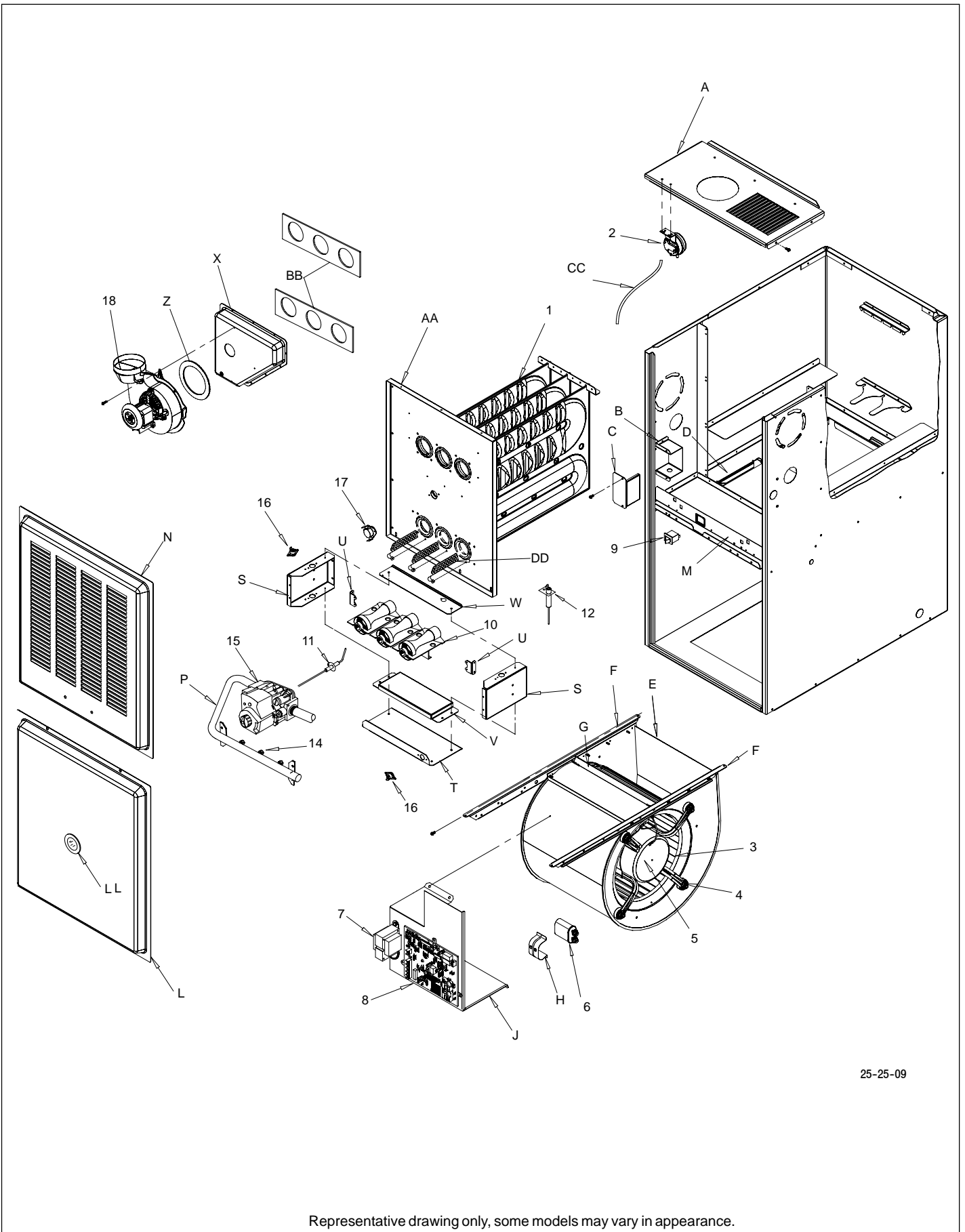
COLOR CODE

BK	BLACK
BL	BLUE
BR	BROWN
GRN/Y	GREEN/YELLOW
O	ORANGE
R	RED
W	WHITE
Y	YELLOW

- LOW VOLTAGE FACTORY FIELD
- LOW VOLTAGE FIELD
- LINE VOLTAGE FACTORY
- LINE VOLTAGE FIELD
- CONDUCTOR ON CONTROL
- JUNCTION
- UNMARKED TERMINAL
- CONTROL TERMINAL

- NOTE:**
- If any of the original equipment wire is replaced use wire rated 105° C.
 - Use only copper wire between the disconnect switch and the furnace junction box.
 - This wire must be connected to furnace sheet metal for control to prove flame.
 - Symbols are electrical representation only.
 - Solid lines inside circuit board are printed circuit board traces and are not depicted as shown in the legend.
 - Replace only with a 5 amp fuse.
 - Blower motor speed selections are for average conditions, see installation instructions for details on optimum speed selection.
 - Factory connected when LP Pressure Switch and BVSS (Chimney Adapter Accessory Kit) are not installed.
 - Blower off-delay, gas heating selections are (60, 100, 140, and 180) seconds, cooling or heat pump 90 seconds.
 - Ignition lockout will occur after four consecutive unsuccessful trials for ignition. Control will auto-reset after three hours.
 - Blower motor and inducer motor contain internal auto-reset thermal overload switches.
 - Flame sensor: 0.7 µA D.C. minimum, 2.0 - 4.0 µA nominal.
 - Depending on model, P4 inducer motor leads and P5 gas valve leads may be in a single connector or two quick connectors.

Parts for N8MPN/L



25-25-09

Representative drawing only, some models may vary in appearance.

Replacement Parts - N8MPN (Natural Gas)

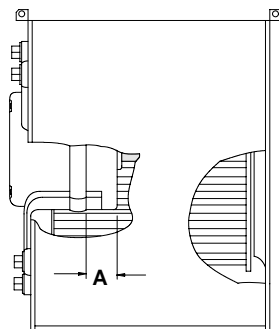
Models - N8MPN050B12B2, N8MPN075B12B2, N8MPN075F16B2, N8MPN100F14B2, N8MPN100F20B2, N8MPN100J22B2, N8MPN125J20B2, N8MPN125J22B2

Replacement part supplied will be current active part. For parts not listed, consult place of purchase.

Key No.	Description Functional Parts	Part Number	N8MPN							
			050B 12B2	075B 12B2	075F 16B2	100F 14B2	100F 20B2	100J 22B2	125J 20B2	125J 22B2
1	Heat Exchanger	1013623	1	-	-	-	-	-	-	-
		1013624	-	1	-	-	-	-	-	-
		1013625	-	-	1	-	-	-	-	-
		1013626	-	-	-	1	1	-	-	-
		1013627	-	-	-	-	-	1	-	-
		1013628	-	-	-	-	-	-	1	1
2	Switch, Pressure	1013529	1	1	1	1	1	1	1	1
3	Wheel, Blower	1013011	1	1	-	-	-	-	-	-
		1011420	-	-	1	1	1	1	1	1
4	Mount, Motor kit*	1014824	1	1	-	-	-	-	-	-
		1014823	-	-	-	-	1	1	1	1
		1014822	-	-	1	1	-	-	-	-
5	Mtr, Blor 1/115 1/2 CCW	1172490	1	-	1	-	-	-	-	-
		1172487	-	1	-	1	-	-	-	-
		1172488	-	-	-	-	1	-	1	-
		1172489	-	-	-	-	-	1	-	1
6	Capacitor, 7.5 Mfd/370V	1171728	-	1	-	1	-	-	-	-
		1171729	1	-	1	-	1	-	1	-
		1171982	-	-	-	-	-	1	-	1
7	Transformer	1172810	1	1	1	1	1	1	1	1
8	Control	1172550	1	1	1	1	1	1	1	1
9	Switch, Interlock	1171981	1	1	1	1	1	1	1	1
10	Burner Assembly	1172884	1	-	-	-	-	-	-	-
		1172965	-	1	1	-	-	-	-	-
		1172966	-	-	-	1	1	1	-	-
		1172967	-	-	-	-	-	-	1	1
11	Flame Sensor	1172827	1	1	1	1	1	1	1	1
12	Ignitor	1172533	1	1	1	1	1	1	1	1
14	Orifice, Burner # 42	1011351	2	3	3	4	4	4	5	5
15	Valve, Gas	1175705	1	1	1	1	1	1	1	1
16	Switch, Limit (Rollout)	1013102	2	2	2	2	2	2	2	2
17	Switch, Limit (Main)	1008417	-	-	-	1	1	-	-	-
		1320362	1	1	-	-	-	1	-	1
		34335000	-	-	1	-	-	-	1	-
18	Blower, Combustion (Inducer)	1014433	1	1	1	-	-	-	-	-
		1013517	-	-	-	1	1	1	1	1

*See Table below for bellyband location on motor

Bellyband Location on Motor	
Model N8MPN	A(in.)
050B12B2	1.38"
075B12B2	1.38"
075F16B2	1.38"
100F14B2	1.38"
100F20B2	1.81"
100J22B2	1.65"
125J20B2	1.81"
125J22B2	1.65"



Replacement Parts - N8MPN (Natural Gas)

Models - N8MPN050B12B2, N8MPN075B12B2, N8MPN075F16B2, N8MPN100F14B2, N8MPN100F20B2, N8MPN100J22B2, N8MPN125J20B2, N8MPN125J22B2

Replacement part supplied will be current active part. For parts not listed, consult place of purchase.

Key No.	Description Non- Functional Parts	Part Number	N8MPN							
			050B 12B2	075B 12B2	075F 16B2	100F 14B2	100F 20B2	100J 22B2	125J 20B2	125J 22B2
A	Panel, Top	1013995	1	1	-	-	-	-	-	-
		1013996	-	-	1	1	1	-	-	-
		1013997	-	-	-	-	-	1	1	1
B	Box, Junction	1172860	1	1	1	1	1	1	1	1
C	Cover, Junction box	1012350	1	1	1	1	1	1	1	1
D	Partition, Blower	1014009	1	1	-	-	-	-	-	-
		1014010	-	-	1	1	1	-	-	-
		1014011	-	-	-	-	-	1	1	1
E	Housing, Blower	1172885	1	1	-	-	-	-	-	-
		1172969	-	-	1	1	1	1	1	1
F	Hanger, Blower	1012328	2	2	2	2	2	2	2	2
G	Panel, Blower Cutoff	721020013	1	1	-	-	-	-	-	-
		721020008	-	-	1	1	1	1	1	1
H	Clamp, Capacitor	1170643	1	1	1	1	1	-	1	-
		1014315	-	-	-	-	-	1	-	1
J	Bracket, Control Mounting	1172845	1	1	1	1	1	1	1	1
L	Door, Blower	1172991	1	1	-	-	-	-	-	-
		1172993	-	-	1	1	1	-	-	-
		1172995	-	-	-	-	-	1	1	1
M	Bracket, Door	1172231	1	1	-	-	-	-	-	-
		1172232	-	-	1	1	1	-	-	-
		1172233	-	-	-	-	-	1	1	1
N	Door, Louver	1172603	1	1	-	-	-	-	-	-
		1173000	-	-	1	1	1	-	-	-
		1173001	-	-	-	-	-	1	1	1
P	Manifold, Gas	1012787	1	-	-	-	-	-	-	-
		1012788	-	1	1	-	-	-	-	-
		1012789	-	-	-	1	1	1	-	-
		1012790	-	-	-	-	-	-	1	1
S	Bracket, Manifold Support	1012377	2	2	2	2	2	2	2	2
T	Top, Burner Box	1014480	1	1	1	-	-	-	-	-
		1014481	-	-	-	1	1	1	-	-
		1014482	-	-	-	-	-	-	1	1
U	Bracket, Burner Box Sides	1012532	2	2	2	2	2	2	2	2
V	Baffle, Burner Box	1012338	1	1	1	-	-	-	-	-
		1012339	-	-	-	1	1	1	-	-
		1012340	-	-	-	-	-	-	1	1
W	Bottom, Burner Box	1172847	1	-	-	-	-	-	-	-
		1172848	-	1	1	-	-	-	-	-
		1172849	-	-	-	1	1	1	-	-
		1172850	-	-	-	-	-	-	1	1
X	Collector Box	1013010	1	-	-	-	-	-	-	-
		1012735	-	1	-	-	-	-	-	-
		1012736	-	-	1	-	-	-	-	-
		1012739	-	-	-	1	1	-	-	-
		1012738	-	-	-	-	-	1	-	-
		1012740	-	-	-	-	-	-	1	1
Z	Gasket, Combustion Blower	1013540	1	1	1	1	1	1	1	1

Replacement Parts - N8MPN (Natural Gas)

Models - N8MPN050B12B2, N8MPN075B12B2, N8MPN075F16B2, N8MPN100F14B2, N8MPN100F20B2, N8MPN100J22B2, N8MPN125J20B2, N8MPN125J22B2

Replacement part supplied will be current active part. For parts not listed, consult place of purchase.

Key No.	Description Non-Functional Parts	Part Number	N8MPN							
			050B 12B2	075B 12B2	075F 16B2	100F 14B2	100F 20B2	100J 22B2	125J 20B2	125J 22B2
AA	Partition, Frt Ht Exchanger	1013780	1	-	-	-	-	-	-	-
		1013781	-	1	-	-	-	-	-	-
		1013782	-	-	1	-	-	-	-	-
		1013783	-	-	-	1	1	-	-	-
		1013784	-	-	-	-	-	1	-	-
		1013785	-	-	-	-	-	-	1	1
BB	Gaskets, Heat Exchanger	1013991	2	-	-	-	-	-	-	-
		1013992	-	2	2	-	-	-	-	-
		1013993	-	-	-	2	2	2	-	-
		1013994	-	-	-	-	-	-	2	2
CC	Tubing, Silicone	1172192	1	1	1	1	1	1	1	
LL	Sightglass	1172768	1	1	1	1	1	1	1	
)	PARTS NOT ILLUSTRATED									
)	Fuse, 5 Amp	1083348	1	1	1	1	1	1	1	
)	Harness, Wire	1175881	1	1	1	-	-	-	-	
		1175882	-	-	-	1	1	1	1	
)	Manual, Installation & Tech	44101261304	1	1	1	1	1	1	1	
)	Manual, Users	44102201104	1	1	1	1	1	1	1	
Gas Conversion Kits										
Nat to Propane		NAHA001LP (1172958*)								
Propane to Nat		NAHA001NG (1172960*)								
* Must be ordered from Service Parts										

Replacement Parts - N8MPL (Natural Gas)

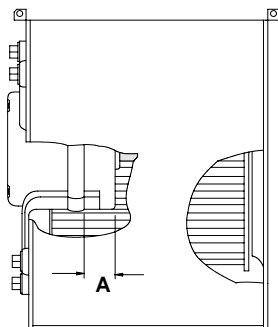
Models - N8MPL050B12B2, N8MPL075B12B2, N8MPL075F16B2, N8MPL100F20B2, N8MPL100J22B2, N8MPL125J20B2, N8MPL125J22B2

Replacement part supplied will be current active part. For parts not listed, consult place of purchase.

Key No.	Description Functional	Part Number	N8MPL						
			050B12B2	075B12B2	075F16B2	100F20B2	100J22B2	125J20B2	125J22B2
1	Heat Exchanger	1014322	1	-	-	-	-	-	-
		1014323	-	1	-	-	-	-	-
		1014324	-	-	1	-	-	-	-
		1014325	-	-	-	1	-	-	-
		1014326	-	-	-	-	1	-	-
		1014327	-	-	-	-	-	1	1
2	Switch, Pressure	1013529	1	1	1	1	1	1	1
3	Wheel, Blower	1013011	1	1	-	-	-	-	-
		1011420	-	-	1	1	1	1	1
4	Mount, Motor kit*	1014824	1	1	-	-	-	-	-
		1014823	-	-	-	1	1	1	1
		1014822	-	-	1	-	-	-	-
5	Mtr, Blower 1/115 1/2 CCW 1/115 1/2 CCW 1/115 1/2 CCW 1/115 3/4 CCW	1172490	1	-	1	-	-	-	-
		1172487	-	1	-	-	-	-	-
		1172488	-	-	-	1	-	1	-
		1172489	-	-	-	-	1	-	1
6	Capacitor, 7.5 Mfd/370V 10 Mfd/370V 40 MFD/370V	1171728	-	1	-	-	-	-	-
		1171729	1	-	1	1	-	1	-
		1171982	-	-	-	-	1	-	1
7	Transformer	1172810	1	1	1	1	1	1	1
8	Control	1172550	1	1	1	1	1	1	1
9	Switch, Interlock	1171981	1	1	1	1	1	1	1
10	Burner Assembly	1172884	1	-	-	-	-	-	-
		1172965	-	1	1	-	-	-	-
		1172966	-	-	-	1	1	-	-
		1172967	-	-	-	-	-	1	1
11	Flame Sensor	1172827	1	1	1	1	1	1	1
12	Ignitor	1172533	1	1	1	1	1	1	1
14	Orifice, Burner # 42	1011351	2	3	3	4	4	5	5
15	Valve, Gas	1175705	1	1	1	1	1	1	1
16	Switch, Limit (Rollout)	1013102	2	2	2	2	2	2	2
17	Switch, Limit (Main)	1008417	-	-	-	1	-	-	-
		1320362	1	1	-	-	1	-	1
		34335000	-	-	1	-	-	1	-
18	Blower, Combustion (Inducer)	1013517	-	-	-	1	1	1	1
		1014433	1	1	1	-	-	-	-

*See Table below for bellyband location on motor

Bellyband Location on Motor	
Model N8MPL	A(in.)
050B12B2	1.38"
075B12B2	1.38"
075F16B2	1.38"
100F20B2	1.81"
100J22B2	1.65"
125J20B2	181"
125J22B2	1.65"



Replacement Parts - N8MPL (Natural Gas)

Models - N8MPL050B12B2, N8MPL075B12B2, N8MPL075F16B2, N8MPL100F20B2, N8MPL100J20B2, N8MPL100J22B2, N8MPL125J20B2, N8MPL125J22B2

Replacement part supplied will be current active part. For parts not listed, consult place of purchase.

Key No.	Description Functional	Part Number	N8MPL						
			050B 12B2	075B 12B2	075F 16B2	100F 20B2	100J 22B2	125J 20B2	125J 22B2
A	Panel, Top	1013995	1	1	-	-	-	-	-
		1013996	-	-	1	1	-	-	-
		1013997	-	-	-	-	1	1	1
B	Box, Junction	1172860	1	1	1	1	1	1	1
C	Cover, Junction box	1012350	1	1	1	1	1	1	1
D	Partition, Blower	1014009	1	1	-	-	-	-	-
		1014010	-	-	1	1	-	-	-
		1014011	-	-	-	-	1	1	1
E	Housing, Blower	1172885	1	1	-	-	-	-	-
		1172969	-	-	1	1	1	1	1
F	Hanger, Blower	1012328	2	2	2	2	2	2	2
G	Panel, Blower Cutoff	721020013	1	1	-	-	-	-	-
		721020008	-	-	1	1	1	1	1
H	Clamp, Capacitor	1170643	1	1	1	1	-	1	-
		1014315	-	-	-	-	1	-	1
J	Bracket, Control Mounting	1172845	1	1	1	1	1	1	1
L	Door, Blower	1172991	1	1	-	-	-	-	-
		1172993	-	-	1	1	-	-	-
		1172995	-	-	-	-	1	1	1
M	Bracket, Door	1172231	1	1	-	-	-	-	-
		1172232	-	-	1	1	-	-	-
		1172233	-	-	-	-	1	1	1
N	Door, Louver	1172603	1	1	-	-	-	-	-
		1173000	-	-	1	1	-	-	-
		1173001	-	-	-	-	1	1	1
P	Manifold, Gas	1012787	1	-	-	-	-	-	-
		1012788	-	1	1	-	-	-	-
		1012789	-	-	-	1	1	-	-
		1012790	-	-	-	-	-	1	1
S	Bracket, Manifold Support	1012377	2	2	2	2	2	2	2
T	Top, Burner Box	1013702	1	1	1	-	-	-	-
		1013703	-	-	-	1	1	-	-
		1013704	-	-	-	-	-	1	1
U	Bracket, Burner Box Sides	1012532	2	2	2	2	2	2	2
V	Baffle, Burner Box	1012338	1	1	1	-	-	-	-
		1012339	-	-	-	1	1	-	-
		1012340	-	-	-	-	-	1	1
W	Bottom, Burner Box	1172847	1	-	-	-	-	-	-
		1172848	-	1	1	-	-	-	-
		1172849	-	-	-	1	1	-	-
		1172850	-	-	-	-	-	1	1
X	Collector Box	1013010	1	-	-	-	-	-	-
		1012735	-	1	-	-	-	-	-
		1012736	-	-	1	-	-	-	-
		1012739	-	-	-	1	-	-	-
		1012738	-	-	-	-	1	-	-
		1012740	-	-	-	-	-	1	1
Z	Gasket, Combustion Blower	1013540	1	1	1	1	1	1	1

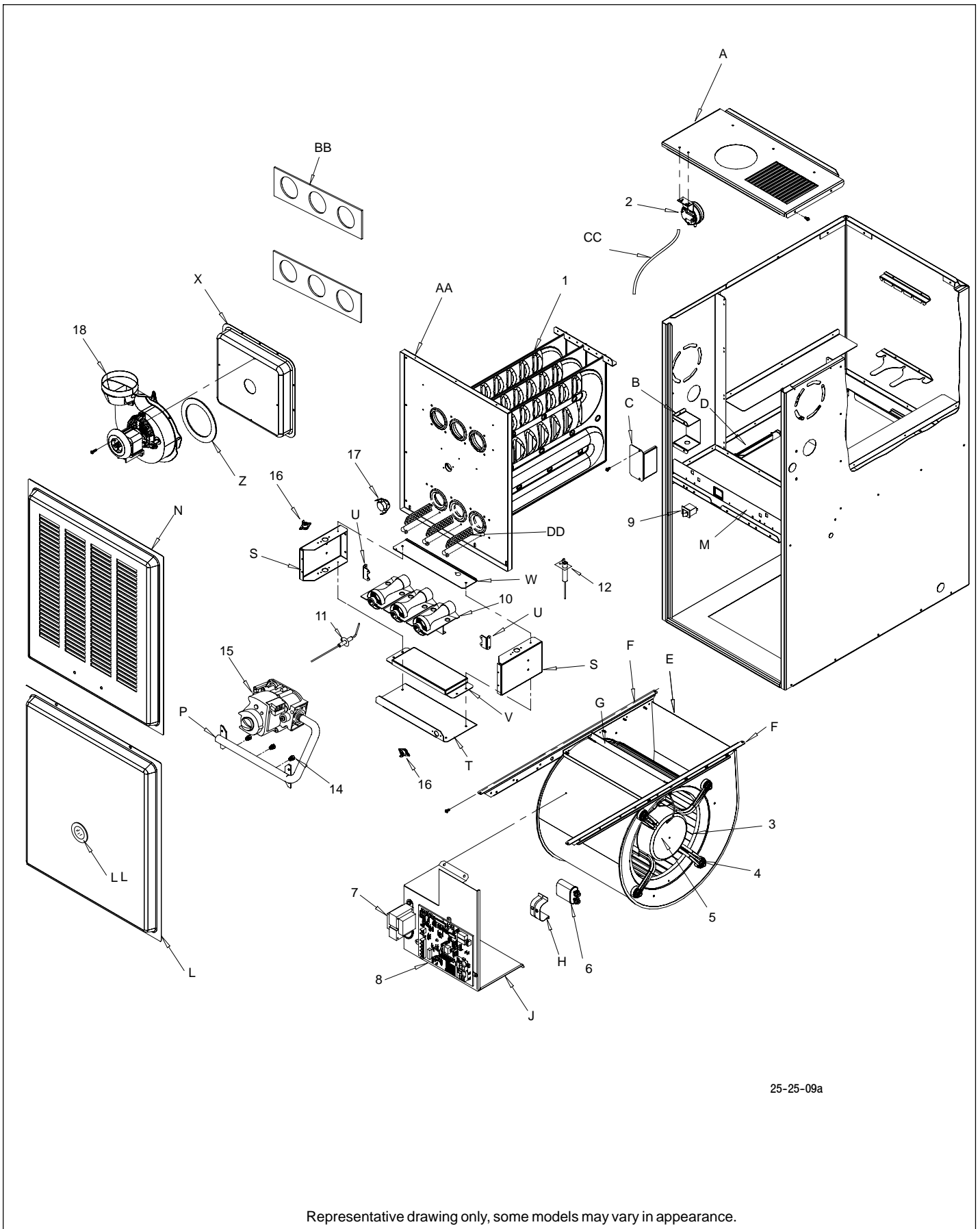
Replacement Parts - N8MPL (Natural Gas)

Models - N8MPL050B12B2, N8MPL075B12B2, N8MPL075F16B2, N8MPL100F20B2, N8MPL100J20B2, N8MPL100J22B2, N8MPL125J20B2, N8MPL125J22B2

Replacement part supplied will be current active part. For parts not listed, consult place of purchase.

Key No.	Description Functional	Part Number	N8MPL						
			050B 12B2	075B 12B2	075F 16B2	100F 20B2	100J 22B2	125J 20B2	125J 22B2
AA	Partition, Frt Ht Exchanger	1013780	1	-	-	-	-	-	-
		1013781	-	1	-	-	-	-	-
		1013782	-	-	1	-	-	-	-
		1013783	-	-	-	1	-	-	-
		1013784	-	-	-	-	1	-	-
		1013785	-	-	-	-	-	1	1
BB	Gaskets, Heat Exchanger	1013991	2	-	-	-	-	-	-
		1013992	-	2	2	-	-	-	-
		1013993	-	-	-	2	2	-	-
		1013994	-	-	-	-	-	2	2
CC	Tubing, Silicone	1172192	1	1	1	1	1	1	
DD	Baffle, Nox	1014019	2	3	3	4	4	5	
LL	Sightglass	1172768	1	1	1	1	1	1	
)	PART NOT ILLUSTRATED								
)	Fuse, 5 Amp	1083348	1	1	1	1	1	1	
)	Harness, Wire	1175881	1	1	1	-	-	-	
		1175882	-	-	-	1	1	1	
)	Manual, Installation & Tech	44101261304	1	1	1	1	1	1	
)	Manual, Users	44102201104	1	1	1	1	1	1	
Gas Conversion Kits									
Nat to Propane NAHA001LP (1172958*)									
Propane to Nat NAHA001NG (1172960*)									
* Must be ordered from Service Parts									

Parts for *8MPN/L



25-25-09a

Representative drawing only, some models may vary in appearance.

Replacement Parts - *8MPN (Natural Gas)

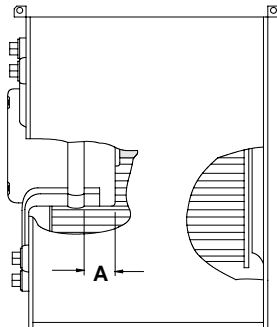
Models - *8MPN050B12B2, *8MPN075B12B2, *8MPN075F16B2, *8MPN100F14B2, *8MPN100F20B2, *8MPN100J20B2, *8MPN125J20B2, *8MPN150J20B2

Replacement part supplied will be current active part. For parts not listed, consult place of purchase.

Key No.	Description Functional	Part Number	*8MPN							
			050B 12B2	075B 12B2	075F 16B2	100F 14B2	100F 20B2	100J 20B2	125J 20B2	150J 20B2
1	Heat Exchanger	1013551	1	-	-	-	-	-	-	-
		1013519	-	1	-	-	-	-	-	-
		1013550	-	-	1	-	-	-	-	-
		1013552	-	-	-	1	1	-	-	-
		1013553	-	-	-	-	-	1	-	-
		1013554	-	-	-	-	-	-	1	-
1013555	-	-	-	-	-	-	-	1		
2	Switch, Pressure	1013529	1	1	1	1	1	1	1	1
3	Wheel, Blower	1013011	1	1	-	-	-	-	-	-
		1011420	-	-	1	1	1	1	1	-
		1011433	-	-	-	-	-	-	-	1
4	Mount, Motor kit*	1014824	1	1	-	-	-	-	-	-
		1014823	-	-	-	-	1	1	1	-
		1014822	-	-	1	1	-	-	-	1
5	Motor, Blr 1/115 1/2 CCW 1/115 1/2 CCW 1/115 1/2 CCW 1/115 3/4 CCW	1172490	1	-	1	-	-	-	-	-
		1172487	-	1	-	1	-	-	-	-
		1172488	-	-	-	-	1	1	1	-
		1172489	-	-	-	-	-	-	-	1
6	Capacitor 10 Mfd/370V 7.5 Mfd/370V 40 MFD/370V	1171729	1	-	1	-	1	1	1	-
		1171728	-	1	-	1	-	-	-	-
		1171982	-	-	-	-	-	-	-	1
7	Transformer	1172810	1	1	1	1	1	1	1	1
8	Control	1172550	1	1	1	1	1	1	1	1
9	Switch, Interlock	1171981	1	1	1	1	1	1	1	1
10	Burner Assembly	1172884	1	-	-	-	-	-	-	-
		1172965	-	1	1	-	-	-	-	-
		1172966	-	-	-	1	1	1	-	-
		1172967	-	-	-	-	-	-	1	-
		1172968	-	-	-	-	-	-	-	1
11	Flame Sensor	1172827	1	1	1	1	1	1	1	1
12	Ignitor	1172533	1	1	1	1	1	1	1	1
14	Orifice, Burner # 42	1011351	2	3	3	4	4	4	5	6
15	Valve, Gas	1175705	1	1	1	1	1	1	1	1
16	Switch, Limit (Rollout)	1013102	2	2	2	2	2	2	2	2
17	Switch, Limit (Main)	1008417	1	-	1	-	-	-	-	-
		1320362	-	1	-	-	1	1	-	-
		34335000	-	-	-	1	-	-	-	-
		1065294	-	-	-	-	-	-	1	1
18	Blower, Combustion (Inducer)	1014433	1	1	1	1	1	1	1	1

*See Table below for bellyband location on motor

Bellyband Location on Motor	
Model *8MPN	A(in.)
050B12B2	1.38"
075B12B2	1.38"
075F16B2	1.38"
100F14B2	1.38"
100F20B2	1.81"
100J20B2	1.81"
125J20B2	1.81"
150J20B2	1.65"



Replacement Parts - *8MPN (Natural Gas)

Models - *8MPN050B12B2, *8MPN075B12B2, *8MPN075F16B2, *8MPN100F14B2, *8MPN100F20B2, *8MPN100J20B2, *8MPN125J20B2, *8MPN150J20B2

Replacement part supplied will be current active part. For parts not listed, consult place of purchase.

Key No.	Description Functional	Part Number	*8MPN								
			050B 12B2	075B 12B2	075F 16B2	100F 14B2	100F 20B2	100J 20B2	*125J 20B2	150J 20B2	
A	Panel, Top	1013982	1	1	-	-	-	-	-	-	-
		1013983	-	-	1	1	1	-	-	-	-
		1013984	-	-	-	-	-	1	1	1	1
B	Box, Junction	1172860	1	1	1	1	1	1	1	1	
C	Cover, Junction box	1012350	1	1	1	1	1	1	1	1	
D	Partition, Blower	1014009	1	1	-	-	-	-	-	-	-
		1014010	-	-	1	1	1	-	-	-	-
		1014011	-	-	-	-	-	1	1	-	-
		1014013	-	-	-	-	-	-	-	-	1
E	Housing, Blower	1172885	1	1	-	-	-	-	-	-	-
		1172969	-	-	1	1	1	1	1	-	-
		1172970	-	-	-	-	-	-	-	-	1
F	Hanger, Blower	1012328	2	2	2	2	2	2	2	2	
G	Panel, Blower Cutoff	721020013	1	1	-	-	-	-	-	-	-
		721020008	-	-	1	1	1	1	1	-	-
		721020015	-	-	-	-	-	-	-	-	1
H	Clamp, Capacitor	1170643	1	1	1	1	1	1	1	-	
		1014315	-	-	-	-	-	-	-	-	1
J	Bracket, Control Mounting	1172845	1	1	1	1	1	1	1	1	
L	Door, Blower (Heil/Arco) (Heil/Arco) (Heil/Arco) (Comfortmaker Only) (Comfortmaker Only) (Comfortmaker Only) (Tempstar Only) (Tempstar Only) (Tempstar Only)	1173011	1	1	-	-	-	-	-	-	-
		1173012	-	-	1	1	1	-	-	-	-
		1173013	-	-	-	-	-	1	1	-	1
		1173008	1	1	-	-	-	-	-	-	-
		1173009	-	-	1	1	1	-	-	-	-
		1173010	-	-	-	-	-	1	1	-	1
		1173014	1	1	-	-	-	-	-	-	-
		1173015	-	-	1	1	1	-	-	-	-
1173016	-	-	-	-	-	-	1	1	1		
M	Bracket, Door	1172231	1	1	-	-	-	-	-	-	-
		1172232	-	-	1	1	1	-	-	-	-
		1172233	-	-	-	-	-	1	1	-	-
		1172266	-	-	-	-	-	-	-	-	1
N	Door, Louver (Heil/Arco) (Heil/Arco) (Heil/Arco) (Comfortmaker Only) (Comfortmaker Only) (Comfortmaker Only) (Tempstar Only) (Tempstar Only) (Tempstar Only)	1173005	1	1	-	-	-	-	-	-	-
		1173006	-	-	1	1	1	-	-	-	-
		1173007	-	-	-	-	-	1	1	-	1
		1173002	1	1	-	-	-	-	-	-	-
		1173003	-	-	1	1	1	-	-	-	-
		1173004	-	-	-	-	-	1	1	-	1
		1013609	1	1	-	-	-	-	-	-	-
		1013610	-	-	1	1	1	-	-	-	-
1013611	-	-	-	-	-	1	1	-	1		
P	Manifold, Gas	1013478	1	-	-	-	-	-	-	-	-
		1013479	-	1	1	-	-	-	-	-	-
		1013480	-	-	-	1	1	1	-	-	-
		1013481	-	-	-	-	-	-	1	-	-
		1013482	-	-	-	-	-	-	-	-	1
S	Bracket, Manifold Support	1012377	2	2	2	2	2	2	2	2	
T	Top, Burner Box	1013705	1	1	1	-	-	-	-	-	-
		1013015	-	-	-	1	1	1	-	-	-
		1013016	-	-	-	-	-	-	1	-	-
		1013859	-	-	-	-	-	-	-	-	1
U	Bracket, Burner Box Sides	1012532	2	2	2	2	2	2	2	2	
V	Baffle, Burner Box	1012338	1	1	1	-	-	-	-	-	-
		1012339	-	-	-	1	1	1	-	-	-
		1012340	-	-	-	-	-	-	1	-	-
		1013533	-	-	-	-	-	-	-	-	1

Replacement Parts - *8MPN (Natural Gas)

Models - *8MPN050B12B2, *8MPN075B12B2, *8MPN075F16B2, *8MPN100F14B2, *8MPN100F20B2, *8MPN100J20B2, *8MPN125J20B2, *8MPN150J20B2

Replacement part supplied will be current active part. For parts not listed, consult place of purchase.

Key No.	Description Functional	Part Number	*8MPN								
			050B 12B2	075B 12B2	075F 16B2	100F 14B2	100F 20B2	100J 20B2	*125J 20B2	150J 20B2	
W	Bottom, Burner Box	1172847	1	-	-	-	-	-	-	-	-
		1172848	-	1	1	-	-	-	-	-	-
		1172849	-	-	-	1	1	1	-	-	-
		1172850	-	-	-	-	-	-	1	-	-
		1172851	-	-	-	-	-	-	-	-	1
X	Collector Box	1014510	1	-	-	-	-	-	-	-	-
		1014511	-	1	1	-	-	-	-	-	-
		1014509	-	-	-	1	1	1	-	-	-
		1014512	-	-	-	-	-	-	1	-	-
		1013486	-	-	-	-	-	-	-	-	1
Z	Gasket, Combustion Blower	1013540	1	1	1	1	1	1	1	1	
AA	Partition, Front Ht Exchanger	1013543	1	-	-	-	-	-	-	-	-
		1013521	-	1	-	-	-	-	-	-	-
		1013545	-	-	1	-	-	-	-	-	-
		1013546	-	-	-	1	1	-	-	-	-
		1013547	-	-	-	-	-	1	-	-	-
		1013548	-	-	-	-	-	-	1	-	-
		1013549	-	-	-	-	-	-	-	-	1
BB	Gaskets, Heat Exchanger	1013991	2	-	-	-	-	-	-	-	-
		1013992	-	2	2	-	-	-	-	-	-
		1013993	-	-	-	2	2	2	-	-	-
		1013994	-	-	-	-	-	-	2	-	-
		1012546	-	-	-	-	-	-	-	-	2
CC	Tubing, Silicone	1172195	1	1	1	1	1	-	-	-	
		1172196	-	-	-	-	-	1	1	1	
LL	Sightglass	1172768	1	1	1	1	1	1	1	1	
)	PART NOT ILLUSTRATED										
)	Fuse, 5 Amp	1083348	1	1	1	1	1	1	1	1	
)	Harness, Wire	1175883	1	1	1	-	-	-	-	-	
		1175884	-	-	-	1	1	1	1	1	
)	Door Screw	1014488	4	4	4	4	4	4	4	4	
)	Door Screw Grommet	1171990	4	4	4	4	4	4	4	4	
)	Manual, Installation & Tech	44101261304	1	1	1	1	1	1	1	1	
)	Manual, Users	44102201104	1	1	1	1	1	1	1	1	

Replacement Parts - *8MPL (Natural Gas)

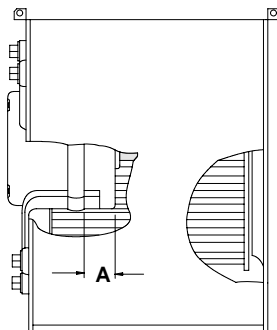
Models - *8MPL050B12B2, *8MPL075B12B2, *8MPL075F16B2, *8MPL100F20B2, *8MPL100J20B2, *8MPL125J20B2

Replacement part supplied will be current active part. For parts not listed, consult place of purchase.

Key No.	Description Functional	Part Number	*8MPL					
			050B 12B2	075B 12B2	075F 16B2	100F 20B2	100J 20B2	125J 20B2
1	Heat Exchanger	1014316	1	-	-	-	-	-
		1014317	-	1	-	-	-	-
		1014318	-	-	1	-	-	-
		1014319	-	-	-	1	-	-
		1014320	-	-	-	-	1	-
		1014321	-	-	-	-	-	1
2	Switch, Pressure	1013529	1	1	1	1	1	1
3	Wheel, Blower	1013011	1	1	-	-	-	-
		1011420	-	-	1	1	1	1
4	Mount, Motor kit*	1014824	1	1	-	-	-	-
		1014823	-	-	-	1	1	1
		1014822	-	-	1	-	-	-
5	Motor, Blower 1/115 1/2 CCW	1172490	1	-	1	-	-	-
		1172487	-	1	-	-	-	-
		1172488	-	-	-	1	1	1
6	Capacitor	1171729	1	-	1	1	1	1
		1171728	-	1	-	-	-	-
7	Transformer	1172810	1	1	1	1	1	1
8	Control	1172550	1	1	1	1	1	1
9	Switch, Interlock	1171981	1	1	1	1	1	1
10	Burner Assembly	1172884	1	-	-	-	-	-
		1172965	-	1	1	-	-	-
		1172966	-	-	-	1	1	-
		1172967	-	-	-	-	-	1
11	Flame Sensor	1172827	1	1	1	1	1	1
12	Ignitor	1172533	1	1	1	1	1	1
14	Orifice, Burner # 42	1011351	2	3	3	4	4	5
15	Valve, Gas	1175705	1	1	1	1	1	1
16	Switch, Limit (Rollout)	1013102	2	2	2	2	2	2
17	Switch, Limit (Main)	1008417	1	-	1	-	-	-
		1320362	-	1	-	1	1	-
		1065294	-	-	-	-	-	1
18	Blower, Combustion (Inducer)	1014433	1	1	1	1	1	1

*See Table below for bellyband location on motor

Bellyband Location on Motor	
Model *8MPL	"A"(in.)
050B12B2	1.38"
075B12B2	1.38"
075F16B2	1.38"
100F20B2	1.81"
100J20B2	1.81"
125J20B2	1.81"



Replacement Parts - *8MPL (Natural Gas)

Models - *8MPL050B12B2, *8MPL075B12B2, *8MPL075F16B2, *8MPL100F20B2, *8MPL100J20B2, *8MPL125J20B2

Replacement part supplied will be current active part. For parts not listed, consult place of purchase.

Key No.	Description Functional	Part Number	*8MPL					
			050B 12B2	*075B 12B2	075F 16B2	100F 20B2	100J 20B2	125J 20B2
A	Panel, Top	1013982	1	1	-	-	-	-
		1013983	-	-	1	1	-	-
		1013984	-	-	-	-	1	1
B	Box, Junction	1172860	1	1	1	1	1	1
C	Cover, Junction box	1012350	1	1	1	1	1	1
D	Partition, Blower	1014009	1	1	-	-	-	-
		1014010	-	-	1	1	-	-
		1014011	-	-	-	-	1	1
E	Housing, Blower	1172885	1	1	-	-	-	-
		1172969	-	-	1	1	1	1
F	Hanger, Blower	1012328	2	2	2	2	2	2
G	Panel, Blower Cutoff	721020013	1	1	-	-	-	-
		721020008	-	-	1	1	1	1
H	Clamp, Capacitor	1170643	1	1	1	1	1	1
J	Bracket, Control Mounting	1172845	1	1	1	1	1	1
L	Door, Blower (Heil/Arco) (Heil/Arco) (Heil/Arco) (Comfortmaker Only) (Comfortmaker Only) (Comfortmaker Only) (Tempstar Only) (Tempstar Only) (Tempstar Only)	1173011	1	1	-	-	-	-
		1173012	-	-	1	1	-	-
		1173013	-	-	-	-	1	1
		1173008	1	1	-	-	-	-
		1173009	-	-	1	1	-	-
		1173010	-	-	-	-	1	1
		1173014	1	1	-	-	-	-
1173015	-	-	1	1	-	-		
1173016	-	-	-	-	1	1		
M	Bracket, Door	1172231	1	1	-	-	-	-
		1172232	-	-	1	1	-	-
		1172233	-	-	-	-	1	1
N	Door, Louver (Heil/Arco) (Heil/Arco) (Heil/Arco) (Comfortmaker Only) (Comfortmaker Only) (Comfortmaker Only) (Tempstar Only) (Tempstar Only) (Tempstar Only)	1173005	1	1	-	-	-	-
		1173006	-	-	1	1	-	-
		1173007	-	-	-	-	1	1
		1173002	1	1	-	-	-	-
		1173003	-	-	1	1	-	-
		1173004	-	-	-	-	1	1
		1013609	1	1	-	-	-	-
1013610	-	-	1	1	-	-		
1013611	-	-	-	-	1	1		
P	Manifold, Gas	1013478	1	-	-	-	-	-
		1013479	-	1	1	-	-	-
		1013480	-	-	-	1	1	-
		1013481	-	-	-	-	-	1
S	Bracket, Manifold Support	1012377	2	2	2	2	2	2
T	Top, Burner Box	1013705	1	1	1	-	-	-
		1013015	-	-	-	1	1	-
		1013016	-	-	-	-	-	1
U	Bracket, Burner Box Sides	1012532	2	2	2	2	2	2
V	Baffle, Burner Box	1012338	1	1	1	-	-	-
		1012339	-	-	-	1	1	-
		1012340	-	-	-	-	-	1
W	Bottom, Burner Box	1172847	1	-	-	-	-	-
		1172848	-	1	1	-	-	-
		1172849	-	-	-	1	1	-
		1172850	-	-	-	-	-	1

Replacement Parts - *8MPL (Natural Gas)

Models - *8MPL050B12B2, *8MPL075B12B2, *8MPL075F16B2, *8MPL100F20B2, *8MPL100J20B2, *8MPL125J20B2

Replacement part supplied will be current active part. For parts not listed, consult place of purchase.

Key No.	Description Functional	Part Number	*8MPL					
			050B 12B2	*075B 12B2	075F 16B2	100F 20B2	100J 20B2	125J 20B2
X	Collector Box	1014510	1	-	-	-	-	-
		1014511	-	1	1	-	-	-
		1014509	-	-	-	1	1	-
		1014512	-	-	-	-	-	1
Z	Gasket, Combustion Blower	1013540	1	1	1	1	1	1
AA	Partition, Front Ht Exchanger	1013543	1	-	-	-	-	-
		1013521	-	1	-	-	-	-
		1013545	-	-	1	-	-	-
		1013546	-	-	-	1	-	-
		1013547	-	-	-	-	1	-
		1013548	-	-	-	-	-	1
BB	Gaskets, Heat Exchanger	1013991	2	-	-	-	-	-
		1013992	-	2	2	-	-	-
		1013993	-	-	-	2	2	-
		1013994	-	-	-	-	-	2
CC	Tubing, Silicone	1172195	1	1	1	1	-	-
		1172196	-	-	-	-	1	1
DD	Baffle, Nox	1014019	2	3	3	4	4	5
LL	Sughtglass	1172768	1	1	1	1	1	1
)	PART NOT ILLUSTRATED							
)	Fuse, 5 Amp	1083348	1	1	1	1	1	1
)	Harness, Wire	1175883	1	1	1	-	-	-
		1175884	-	-	-	1	1	1
)	Door Screw	1014488	4	4	4	4	4	4
)	Door Screw Grommet	1171990	4	4	4	4	4	4
)	Manual, Installation & Tech	44101261304	1	1	1	1	1	1
)	Manual, Users	44102201104	1	1	1	1	1	1
Gas Conversion Kits								
Nat to Propane NAHA001LP (1172958*)								
Propane to Nat NAHA001NG (1172960*)								
* Must be ordered from Service Parts								