



Air Conditioning & Heating

CPLT SERIES
13 SEER

Split System
Heat Pump

2 to 5 Ton



The CPLT split system heat pump is designed for ground-level or rooftop mount applications.



Standard Features

- High-efficiency Copeland® scroll compressor
- Louvered guard protects coil from damage and adds strength to the unit
- Bottom pan rails elevate the unit above slab
- Quiet operating top discharge
- Quiet condenser fan system includes an 8-pole, 850-RPM motor, 4-bladed fan and wire discharge grille
- Copper tube, aluminum fin coil
- Brass liquid and suction service valves mounted at a 45° angle with sweat connections and service ports
- Fully charged for 15' of tubing length
- Factory-installed liquid line filter drier
- Discharge line muffler
- Suction line accumulator
- Check-flowrater expansion device
- Time-initiated, temperature-terminated defrost control
- Low-pressure control for loss of charge protection
- High-quality sound blanket diminishes compressor operating sound
- Contactor with lug connection
- Ground lug connection

Cabinet Construction

- Polyester powder paint provides premium durability and improved UV protection
- Heavy-gauge, zinc-clad, G90 galvanized steel
- When properly anchored, meets the 2001 Florida Building Code unit integrity requirements for hurricane-type winds

Air Handler and Coil Compatibilities

- AEPT, ARPT and ARUF multi-position electric heat air handlers
- MBR/MBE modular blower
- CA, CH and H indoor coils

Accessories

- Standard Room Thermostat with 1-stage cool/2-stage heat (HPT18-60)
- Digital Room Thermostat with 1-stage cool/2-stage heat (CHTP18-60HD)
- Outdoor Lockout Thermostat/Emergency Heat Relay Kit for staging electric heat (OT/EHR18-60)
- Outdoor Thermostat (OT18-60); required for all heat pumps if outdoor ambient temperature is 0°F with 50% or higher relative humidity



PRODUCT SPECIFICATIONS

Specifications

Model	Service Valve		Type	Approximate Shipping Weight (pounds)
	Liquid	Suction		
CPLT24-1A/-1B	3/8"	3/4"	Sweat	137
CPLT30-1A/-1B	3/8"	3/4"	Sweat	142
CPLT36-1/-1B	3/8"	7/8"	Sweat	152
CPLT42-1/-1B	3/8"	7/8"	Sweat	162
CPLT48-1/-1B	3/8"	7/8"	Sweat	249
CPLT60-1/-1B	3/8"	7/8"	Sweat	337

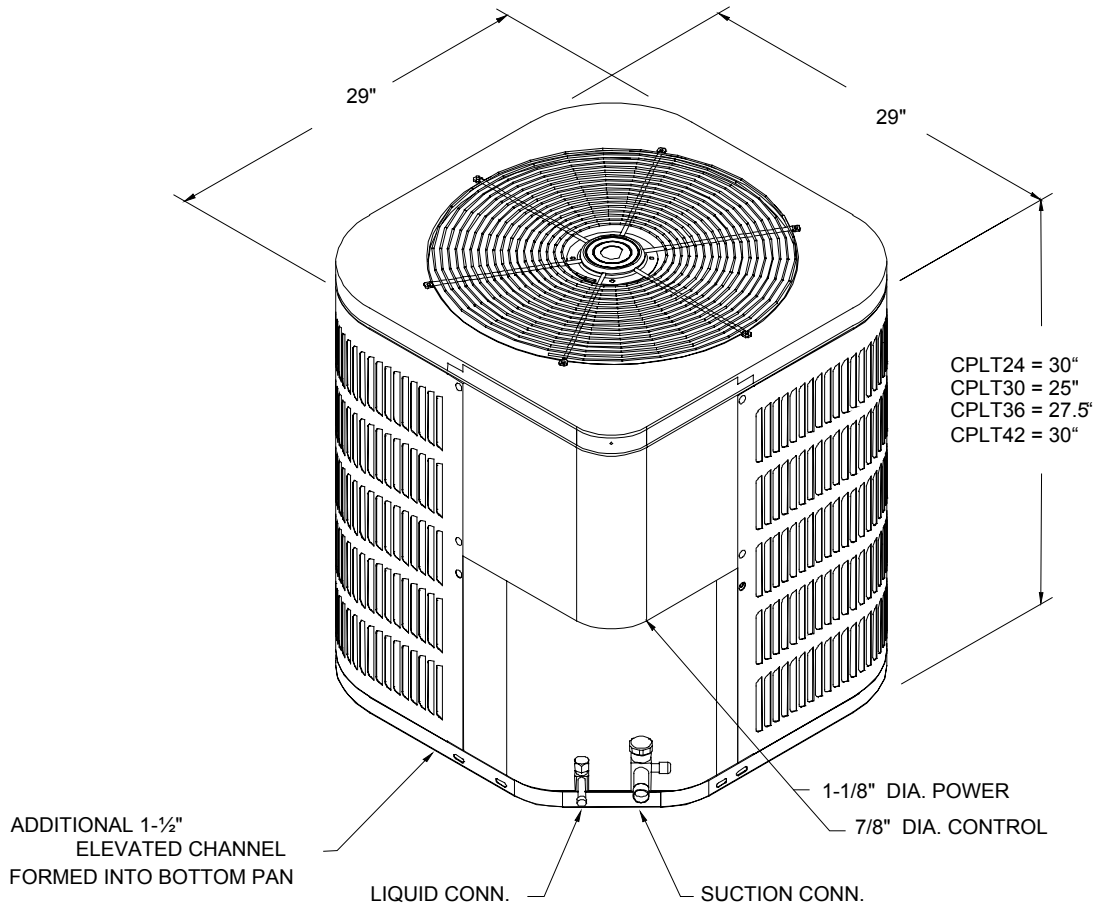
Electrical Data

Model	Volts	Ph	Hz	Minimum Circuit Amps ¹	Maximum Overcurrent Protection ²	Minimum Volts	Maximum Volts	Compressor		Condenser Fan	
								RLA	LRA	FLA	HP
CPLT24-1A/-1B	208/230	1	60	14.5	20	197	253	10.9	54.0	.9	1/6
CPLT30-1A/-1B	208/230	1	60	17.8	30	197	253	13.5	72.5	.9	1/6
CPLT36-1/-1B	208/230	1	60	20.1	30	197	253	14.8	83.0	1.6	1/4
CPLT42-1/-1B	208/230	1	60	23.0	40	197	253	17.1	95.0	1.6	1/4
CPLT48-1/-1B	208/230	1	60	24.6	40	197	253	18.4	109.0	1.6	1/4
CPLT60-1/-1B	208/230	1	60	29.2	50	197	253	22.1	137.0	1.6	1/4

- 1) Wire size should be determined in accordance with National Electrical Codes; extensive wire runs will require larger wire sizes
- 2) May use fuses or HACR type Circuit Breakers of the same size as noted
- 3) The *-B models are painted Architectural Gray. All other models are painted Bahama Beige.

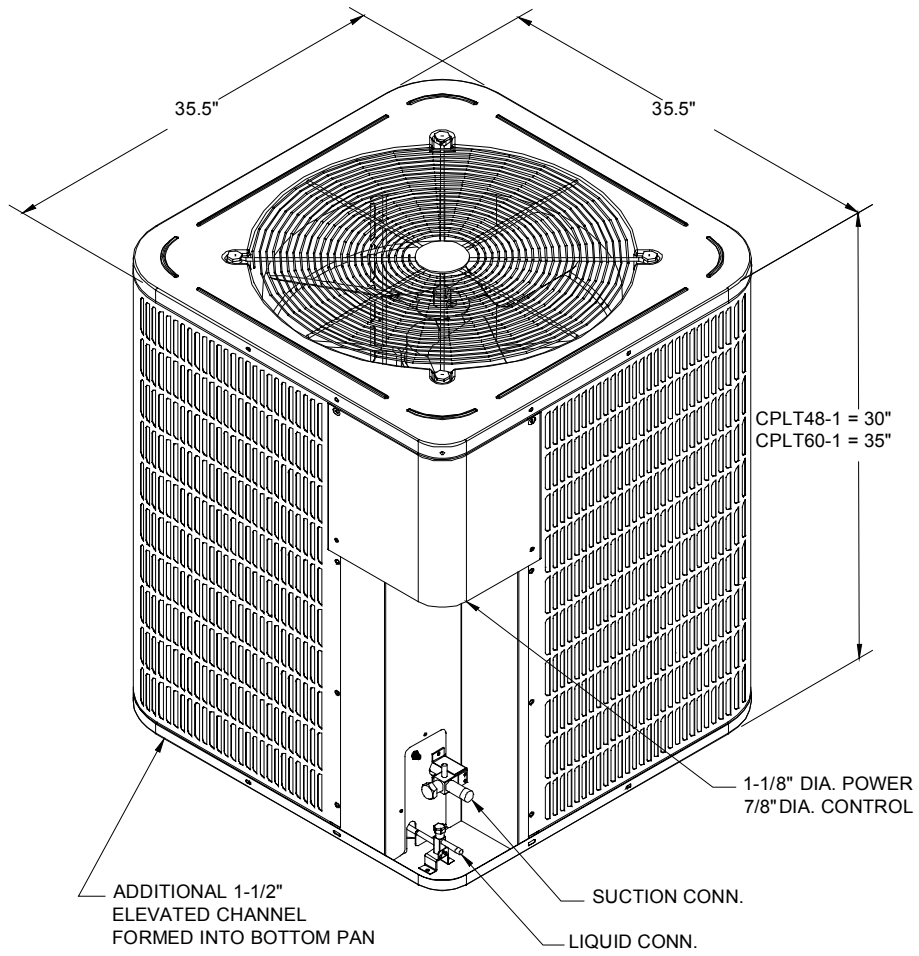
PRODUCT SPECIFICATIONS

Dimensions for CPLT24-42 Models



PRODUCT SPECIFICATIONS

Dimensions for CPLT48-60 Models



PRODUCT SPECIFICATIONS

Performance Ratings

Model	Evaporator Coil	Total Cooling BTUH ¹	Sensible Cooling BTUH	BTUH @ 75 °F/63 °F to 95 °F ²		Cooling SEER ³	Cooling EER ⁴	Heating BTUH @ 47 °F	Heating COP @ 47 °F	Heating BTUH @ 17 °F	Heating COP @ 17 °F	Heating HSPF ⁵	Decibels
				Total	Sensible								
				CPLT24-1A/-1B	U/UC32+EEP ⁶								
U/UC42+EEP	22,800	17,000	21,500		16,300	13.00	11.60	23,000	3.30	11,500	2.30	7.30	
H36F+EEP	22,800	17,000	21,500		16,300	13.00	11.60	23,000	3.30	11,500	2.30	7.30	
ARPT032/ARUF032	22,800	17,000	21,500		16,300	13.00	11.60	23,000	3.30	11,500	2.30	7.50	
AEPT030	22,800	17,000	21,500		16,300	14.00	12.60	23,000	3.50	11,500	2.50	7.50	
HT4248+EEP	22,800	17,000	21,500		16,300	13.00	11.60	23,000	3.30	11,500	2.30	7.30	
HT3236+EEP	22,800	17,000	21,500		16,300	13.00	11.60	23,000	3.30	11,500	2.30	7.30	
CA*F030*2A+EEP	22,800	17,000	21,500		16,300	13.00	11.60	23,000	3.30	11,500	2.30	7.30	
CA*F042*2A+EEP	22,800	17,000	21,500		16,300	13.00	11.60	23,000	3.30	11,500	2.30	7.30	
CHPF042B2A+EEP	22,800	17,000	21,500		16,300	13.00	11.60	23,000	3.30	11,500	2.30	7.30	
CHPF030A2A+EEP	22,800	17,000	21,500	16,300	13.00	11.60	23,000	3.30	11,500	2.30	7.30		
CPLT30-1A/-1B	U/UC32+EEP	29,000	22,300	28,300	21,300	13.00	11.60	30,000	3.30	18,000	2.40	7.80	77
	U/UC42+EEP	29,000	22,300	28,300	21,300	13.00	11.60	30,000	3.30	18,000	2.40	7.80	
	H36F+EEP	29,000	22,300	28,300	21,300	13.00	11.60	30,000	3.30	18,000	2.40	7.80	
	ARPT032/ARUF032	29,000	22,300	28,300	21,300	13.00	11.60	30,000	3.30	18,000	2.40	8.00	
	AEPT030	29,000	22,300	28,300	21,300	13.50	12.00	30,000	3.40	18,000	2.50	8.00	
	AEPT036	30,000	23,000	28,300	21,300	14.00	12.50	31,000	3.50	19,000	2.60	8.50	
	HT4248+EEP	29,000	22,300	28,300	21,300	13.00	11.60	30,000	3.30	18,000	2.40	7.50	
	HT3236+EEP	29,000	22,300	28,300	21,300	13.00	11.60	30,000	3.30	18,000	2.40	7.50	
	CA*F030*2A+EEP	30,000	23,000	28,300	21,300	13.00	11.60	30,000	3.30	18,000	2.40	7.80	
	CA*F042*2A+EEP	30,000	23,000	28,300	21,300	13.00	11.60	30,000	3.30	18,000	2.40	7.80	
CHPF042B2A+EEP	29,000	22,300	28,300	21,300	13.00	11.60	30,000	3.30	18,000	2.40	7.50		
CHPF030A2A+EEP	29,000	22,300	28,300	21,300	13.00	11.60	30,000	3.30	18,000	2.40	7.50		
CPLT36-1/-1B	U/UC49+EEP	35,000	25,300	33,000	24,000	13.00	11.60	36,000	3.50	20,000	2.30	8.00	77
	H60F+EEP	35,000	25,300	33,000	24,000	13.00	11.60	36,000	3.50	20,000	2.30	8.00	
	ARUF048/ARPT049	35,000	25,300	33,000	24,000	13.00	11.60	36,000	3.50	20,000	2.30	8.00	
	AEPT036	35,000	26,000	34,000	27,000	14.00	12.50	37,000	3.50	21,000	2.30	8.50	
	HT4860+EEP	35,000	25,300	33,000	24,000	13.00	11.60	36,000	3.50	20,000	2.30	8.00	
	CA*F048*2A+EEP	35,000	25,300	33,000	24,000	13.00	11.60	36,000	3.50	20,000	2.30	8.00	
CHPF048D2A+EEP	35,000	25,300	33,000	24,000	13.00	11.60	36,000	3.50	20,000	2.30	8.00		
CPLT42-1/-1B	HT61+EEP	39,000	29,600	36,800	28,400	13.00	11.60	40,000	3.60	22,400	2.30	8.40	77
	U/UC60+EEP	39,000	29,600	36,800	28,400	13.00	11.60	40,000	3.60	22,400	2.30	8.40	
	H61F+EEP	39,000	29,600	36,800	28,400	13.00	11.60	40,000	3.60	22,400	2.30	8.40	
	ARUF049/ARPT049	39,000	29,600	36,800	28,400	13.00	11.60	40,000	3.60	22,400	2.30	8.40	
	AEPT060	40,000	30,400	37,800	29,200	14.00	12.50	41,000	3.80	23,000	2.50	8.50	
	CA*F060*2A+EEP	39,000	29,600	36,800	28,400	13.00	11.60	40,000	3.60	22,400	2.30	8.40	
CHPF060D2A+EEP	39,000	29,600	36,800	28,400	13.00	11.60	40,000	3.60	22,400	2.30	8.40		
CPLT48-1/-1B	U/UC61+EEP	46,000	33,000	43,500	32,000	13.00	11.60	45,000	3.50	30,000	2.30	8.40	77
	HT61/H61F+EEP	46,000	33,000	43,500	32,000	13.00	11.60	45,000	3.50	30,000	2.30	8.40	
	ARPT061/ARUF061	46,500	33,500	43,800	32,200	13.00	11.60	46,000	3.50	30,400	2.50	8.50	
	AEPT060	46,500	33,500	43,800	32,200	13.50	12.50	46,000	3.50	30,400	2.60	8.60	
	CA*F061*2A+EEP	46,000	33,000	43,500	32,000	13.00	11.60	45,000	3.50	30,000	2.30	8.40	
	CHPF060D2A+EEP	46,000	33,000	43,500	32,000	13.00	11.60	45,000	3.50	30,000	2.30	8.40	
CPLT60-1/-1B	U/UC61+EEP	54,000	39,400	50,800	38,000	13.00	11.60	54,000	3.50	34,000	2.40	8.40	77
	HT61/H61F+EEP	54,000	39,400	50,800	38,000	13.00	11.60	54,000	3.50	34,000	2.40	8.40	
	ARPT061/ARUF061	55,000	40,000	52,000	39,400	13.00	11.60	55,000	3.50	35,000	2.50	8.40	
	AEPT060	55,000	40,000	52,000	39,400	13.00	12.00	55,000	3.50	35,000	2.60	8.50	
	CA*F061*2A+EEP	54,000	39,400	50,800	38,000	13.00	11.60	54,000	3.50	34,000	2.40	8.40	
	CHPF060D2A+EEP	54,000	39,400	50,800	38,000	13.00	11.60	54,000	3.50	34,000	2.40	8.40	

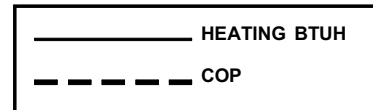
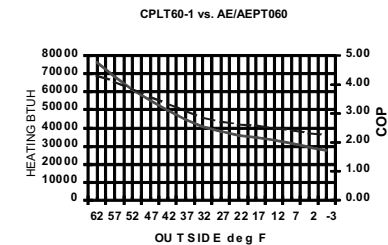
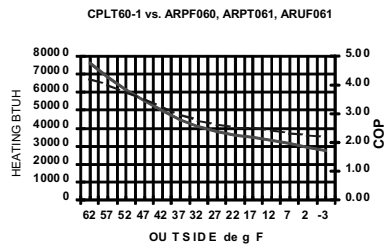
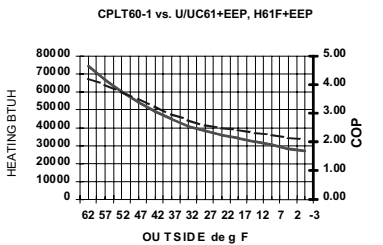
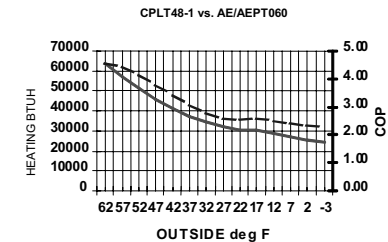
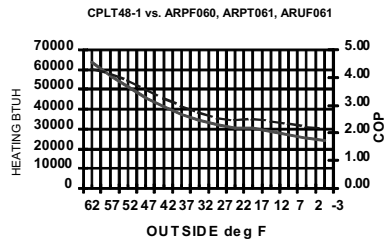
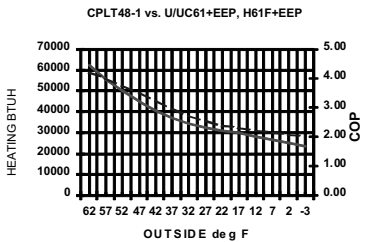
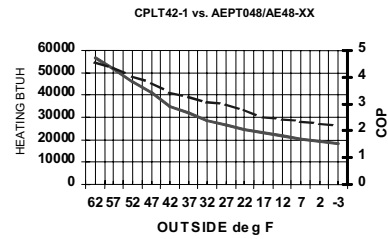
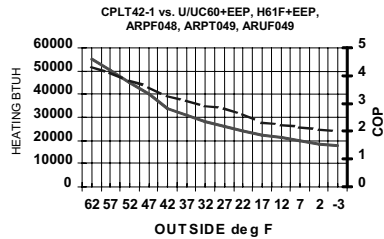
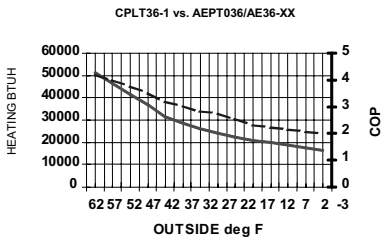
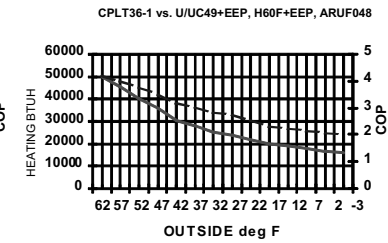
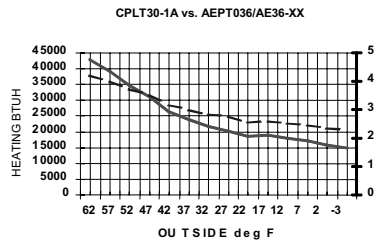
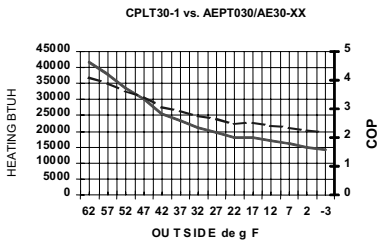
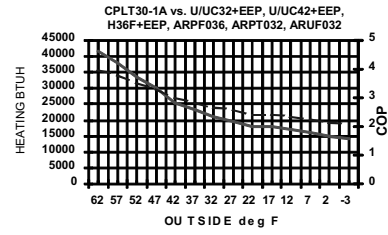
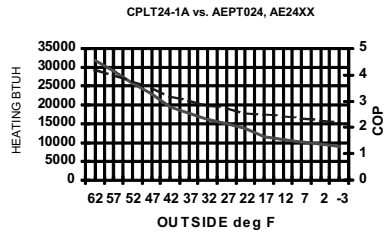
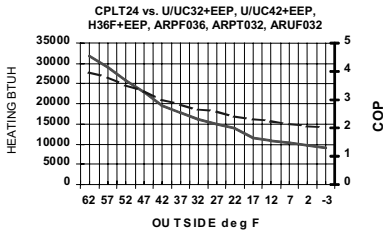
- 1) Certified per ARI 210/240 @ 80 °F/67 °F/95 °F
- 2) TVA Rating
- 3) Seasonal Energy Efficiency Ratio
- 4) Energy Efficiency Ratio @ 80 °F/67 °F/95 °F
- 5) HSPF = Heating Seasonal Performance Factor
- 6) Order the EEP from the Service Department using Part No. B13707-38 or new Solid State Board B13707-35S. Part No. B13707-38 is not interchangeable with B13707-35S.

XX designates electric heat quantity

When mix-matching outdoor and indoor units, the indoor unit check-flowrator must match the outdoor unit size.

PRODUCT SPECIFICATIONS

Heating Performance Expanded Ratings @ 70 °F Indoor Ambient



This page has been intentionally left blank.



Goodman Manufacturing Company, L.P., reserves the right to discontinue, or change at any time, specifications or designs without notice or without incurring obligations.
Copyright © 2004 Goodman Manufacturing Company, L.P. • Houston, Texas • Printed in the USA. • Goodman® brand products are made proudly in the USA.