



Air Conditioning & Heating

PRODUCT SPECIFICATIONS



13 SEER

3, 4, & 5 TONS

R-22 REFRIGERANT

COOLING CAPACITY: 36,000 - 56,000 BTU/H

GPC13M

PACKAGED AIR CONDITIONER

The Goodman® brand GPC13M Packaged Air Conditioner features energy-efficient cooling and heating performance in one self-contained unit. This unit is housed in a heavy-gauge, galvanized-steel cabinet protected by a high-quality, UV-resistant powder-paint finish and allows for a ground-level or rooftop mount.

Standard Features

- Energy-efficient compressor with internal relief valve
- EEM blower motor; PSC blower motor on 3-ton units
- Convertible airflow — horizontal or downflow
- Copper tube/aluminum fin coil
- Totally enclosed, permanently lubricated condenser fan motor
- Fully-charged R-22 system
- Electric heat kit available as a field-installed accessory

Cabinet Features

- Heavy-gauge galvanized-steel cabinet with attractive Architectural Gray powder-paint finish
- Fully insulated blower compartment with convenient access panels
- Louvered condenser coil protection
- One footprint; two heights

Contents

Nomenclature.....	2
Product Specifications.....	3
Evaporator Blower Specifications.....	4
Expanded Cooling Data.....	6
Heat Kit Electrical Data.....	12
Dimensions.....	13
Wiring Diagrams.....	14
Accessories	16



* To receive the 10-Year Parts Limited Warranty, online registration must be completed within 60 days of installation. Online registration is not required in California or Québec. Full warranty details available at www.goodmanmfg.com.



NOMENCLATURE

	G	P	H	13	36	H	2	1	A	*	
	1	2	3	4,5	6,7	8	9	10	11	12	
Brand	G Goodman or Distinctions™										Engineering Minor Revision
Product Category	P Packaged Unit										Engineering Major Revision
Type	H Heat Pump C Air Conditioner										Voltage Designator 1 208-230/1/60 3 208-230/3/60 4 460/3/60
Efficiency	13 13 SEER 15 15 SEER 14 14 SEER 16 16 SEER										Refrigerant 2 R-22 4 R-410A
Nominal Capacity	24 2 Tons 42 3½ Tons 30 2½ tons 48 4 Tons 36 3 Tons 60 5 Tons										Configuration H Horizontal M Multi-position

SPECIFICATIONS

	GPC13 36M21A*	GPC13 48M21A*	GPC13 60M21A*
COOLING CAPACITY			
Total BTU/h	35,000	47,000	56,500
Sensible BTU/h	26,200	36,000	42,000
SEER / EER	13/11.1	13/11.1	13/10.8
Decibels	77	78	78
EVAPORATOR MOTOR			
Type	DD	DD	DD
Nominal Cooling CFM	1,225	1,750	1,900
Wheel (DxW)	10 x 9	10 x 9	10 x 9
No. of Speeds	3	5	5
Horsepower - RPM	1/3	3/4	1.0
EVAPORATOR COIL			
Face Area (ft ²)	4.5	6.2	6.2
Rows Deep/ Fin per Inch	4	4	4
Drain Size (NPT)	3/4"	3/4"	3/4"
Refrigerant Charge (oz.)	110	156	207
CONDENSER FAN / COIL			
Horsepower - RPM	1/4 - 1,075	1/3 - 1,075	1/3 - 1,075
Fan Diameter / # Fan Blades	22 / 3	22 / 4	22 / 4
Face Area (ft ²)	12.5	15.3	21.2
Rows Deep/ Fins per Inch	2	2	2
COMPRESSOR			
Quantity	1	1	1
Type	Recip	Scroll	Scroll
Stage	Single	Single	Single
ELECTRICAL DATA			
Voltage-Phase	208/230-1	208/230-1	208/230-1
Compressor RLA/LRA	12.2 / 73	19.2 / 97	25 / 148
Indoor Blower FLA / LRA	1.9 / 3.6	6 / -	7.6 / -
Outdoor Fan FLA / LRA	1.4 / 3	2.4 / 5.2	2.4 / 5.2
Total Unit Amps	13.5	18.2	25
Min. Circuit Ampacity ¹	18.5	32.4	41.2
Max. Overcurrent Protection ²	30 amps	50 amps	60 amps
SHIP WEIGHT (LBS)	416	459	511

¹ Wire size should be determined in accordance with National Electrical Codes. Extensive wire runs will require larger wire sizes.

² May use fuses or HACR-type circuit breakers of the same size as noted.

Note: Always check the S&R plate for electrical data on the unit being installed.

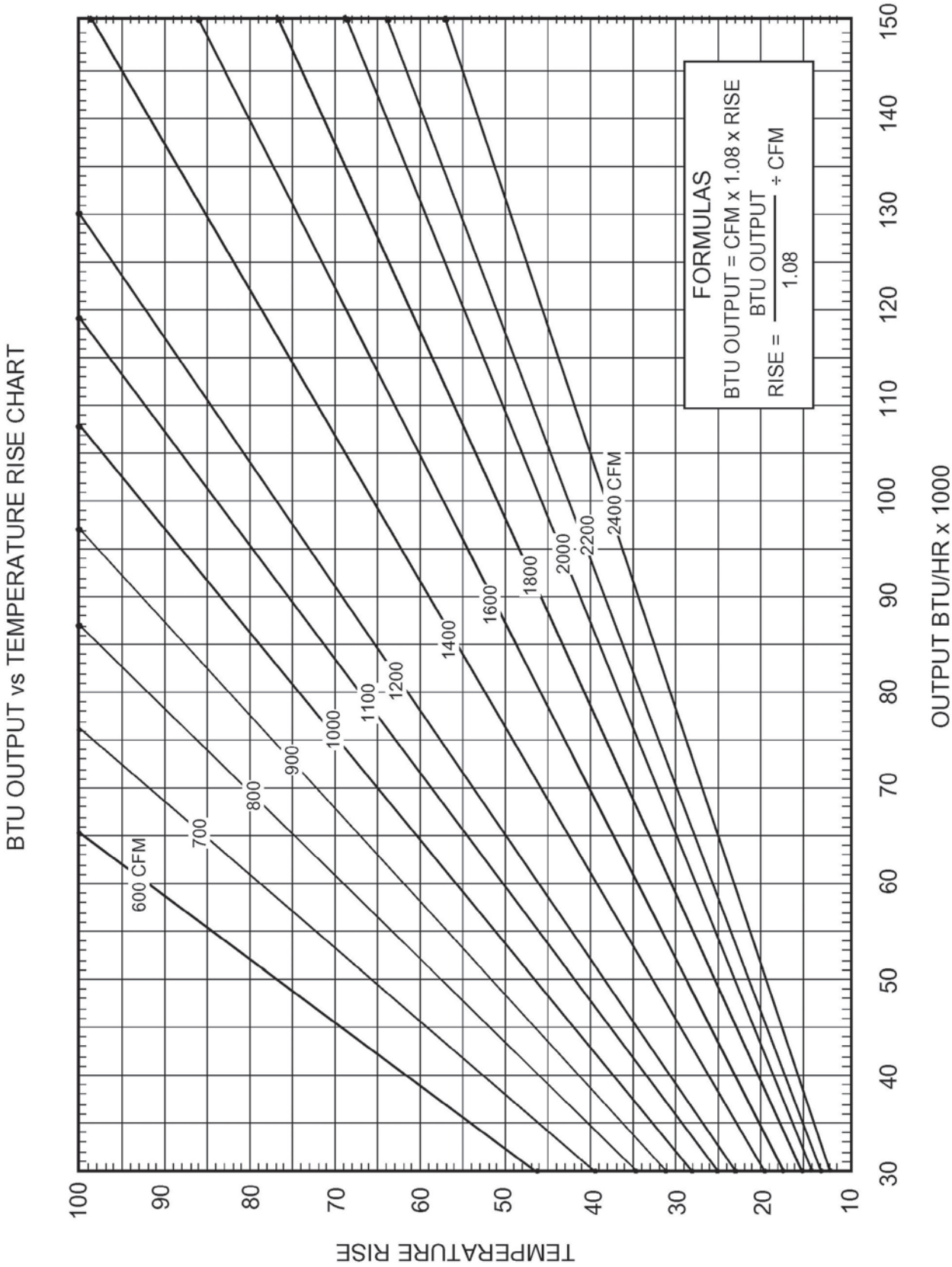
EVAPORATOR BLOWER SPECIFICATIONS

MODEL	SPEED	VOLTS		E.S.P (IN. OF H ₂ O)							
				0.1	0.2	0.3	0.4	0.5	0.6	0.7	0.8
GPC13 36M21A	Low	230	CFM	1,055	1,015	975	895	840	770	-	-
			Watts	315	310	300	285	270	255	-	-
	M / L	230	CFM	1,285	1,240	1,190	1,120	1,040	950	850	-
			Watts	385	375	365	350	335	315	295	-
	M / H	230	CFM	1,470	1,425	1,345	1,285	1,195	1,085	980	865
			Watts	455	440	425	410	385	370	350	325
	High	230	CFM	1,565	1,510	1,415	1,340	1,260	1,135	1,035	885
			Watts	495	480	460	445	425	405	385	355
GPC13 48M21A	T1 (G)	230	CFM	1,440	1,395	1,360	1,310	1,265	1,235	1,190	1,130
			Watts	275	285	295	315	325	335	345	355
	T2 / T3 (W2)	230	CFM	1,795	1,765	1,715	1,695	1,650	1,600	1,500	1,375
			Watts	475	490	505	520	530	535	510	475
	T4 / T5 Y	230	CFM	1,860	1,820	1,785	1,745	1,700	1,625	1,515	1,395
			Watts	515	530	545	565	570	550	535	485
GPC13 60M21A	T1 (G)	230	CFM	1,755	1,720	1,685	1,645	1,615	1,570	1,530	1,465
			Watts	420	435	455	460	475	490	500	500
	T2 / T3 (W2)	230	CFM	1,850	1,820	1,775	1,735	1,705	1,675	1,610	1,495
			Watts	480	500	515	525	535	555	545	520
	T4 / T5 Y	230	CFM	2,180	2,125	2,050	1,975	1,875	1,800	1,655	1,530
			Watts	770	755	725	700	675	640	575	540

Notes:

- Data shown is dry coil. Wet coil pressure drop is approximately 0.1" H₂O, for two-row indoor coil; 0.2" H₂O, for three-row indoor coil; and 0.3" H₂O, for four-row indoor coil.
- Data shown does not include filter pressure drop, approximately 0.08" H₂O.
- ALL MODELS SHOULD RUN NO LESS THAN 350 CFM/TON. USE HIGHER SPEED TAP OR NEXT SIZE LARGER BLOWER ASM. See Repair Parts list.
- Reduce airflow by 2% for 208-volt operation.

EVAPORATOR BLOWER SPECIFICATIONS (CONT.)



EXPANDED COOLING DATA — GPC1336M21A

IDB	Airflow	Outdoor Ambient Temperature																								
		65°F				75°F				85°F				95°F				105°F				115°F				
		59	63	67	71	59	63	67	71	59	63	67	71	59	63	67	71	59	63	67	71	59	63	67	71	
70	1378	MBh	34.3	35.5	38.9	-	33.5	34.7	38.0	-	32.7	33.9	37.1	-	31.9	33.1	36.2	-	30.3	31.4	34.4	-	28.1	29.1	31.9	-
		S/T	0.75	0.63	0.44	-	0.78	0.65	0.45	-	0.80	0.67	0.46	-	0.83	0.69	0.48	-	0.86	0.72	0.50	-	0.86	0.72	0.50	-
	ΔT	17	15	11	-	17	15	11	-	17	15	11	-	18	15	12	-	17	15	11	-	16	14	11	-	
	kW	2.51	2.56	2.63	-	2.69	2.74	2.82	-	2.84	2.90	2.98	-	2.97	3.03	3.13	-	3.09	3.15	3.25	-	3.19	3.25	3.35	-	
	Amps	10.6	10.8	11.1	-	11.3	11.5	11.8	-	12.1	12.3	12.6	-	12.8	13.0	13.4	-	13.5	13.7	14.1	-	14.1	14.4	14.9	-	
	HiPR	153	165	174	-	172	185	196	-	196	211	222	-	223	240	253	-	251	270	285	-	277	298	315	-	
	LoPR	65	70	76	-	69	73	80	-	72	76	83	-	75	80	88	-	79	84	92	-	82	87	95	-	
	MBh	33.3	34.5	37.8	-	32.5	33.7	36.9	-	31.7	32.9	36.1	-	31.0	32.1	35.2	-	29.4	30.5	33.4	-	27.3	28.3	31.0	-	
	S/T	0.72	0.60	0.42	-	0.74	0.62	0.43	-	0.76	0.64	0.44	-	0.79	0.66	0.46	-	0.82	0.68	0.47	-	0.82	0.69	0.48	-	
	ΔT	18	16	12	-	18	16	12	-	18	16	12	-	18	16	12	-	18	16	12	-	17	15	11	-	
kW	2.50	2.54	2.62	-	2.67	2.72	2.80	-	2.82	2.87	2.96	-	2.95	3.01	3.10	-	3.07	3.13	3.22	-	3.16	3.23	3.33	-		
Amps	10.5	10.7	11.0	-	11.2	11.4	11.7	-	12.0	12.2	12.6	-	12.7	12.9	13.3	-	13.3	13.6	14.0	-	14.0	14.3	14.7	-		
HiPR	152	163	173	-	170	183	194	-	194	209	220	-	221	238	251	-	248	267	282	-	274	295	312	-		
LoPR	65	69	75	-	68	73	79	-	71	76	83	-	75	79	87	-	78	83	91	-	81	86	94	-		
MBh	30.7	31.9	34.9	-	30.0	31.1	34.1	-	29.3	30.4	33.3	-	28.6	29.6	32.5	-	27.2	28.2	30.8	-	25.2	26.1	28.6	-		
S/T	0.69	0.58	0.40	-	0.72	0.60	0.42	-	0.74	0.61	0.43	-	0.76	0.63	0.44	-	0.79	0.66	0.46	-	0.80	0.66	0.46	-		
ΔT	18	16	12	-	18	16	12	-	19	16	12	-	19	16	12	-	18	16	12	-	17	15	11	-		
kW	2.44	2.49	2.56	-	2.61	2.66	2.74	-	2.76	2.81	2.89	-	2.89	2.94	3.03	-	3.00	3.06	3.15	-	3.09	3.15	3.25	-		
Amps	10.2	10.4	10.7	-	10.9	11.1	11.4	-	11.7	11.9	12.3	-	12.4	12.6	13.0	-	13.0	13.3	13.7	-	13.7	14.0	14.4	-		
HiPR	147	159	167	-	165	178	188	-	188	202	214	-	214	230	243	-	241	259	274	-	266	286	302	-		
LoPR	63	67	73	-	66	71	77	-	69	73	80	-	72	77	84	-	76	81	88	-	79	84	91	-		

75	1378	MBh	34.9	35.9	38.9	41.7	34.1	35.1	38.0	40.7	33.3	34.2	37.1	39.8	32.4	33.4	36.2	38.8	30.8	31.7	34.4	36.9	28.6	29.4	31.8	34.2
		S/T	0.86	0.77	0.58	0.37	0.89	0.79	0.60	0.39	0.91	0.81	0.62	0.40	0.94	0.84	0.64	0.41	0.97	0.87	0.66	0.42	0.98	0.88	0.67	0.43
	ΔT	20	18	15	10	20	19	15	11	20	19	15	11	20	19	15	11	20	18	15	10	19	17	14	10	
	kW	2.53	2.58	2.65	2.73	2.71	2.76	2.84	2.92	2.86	2.92	3.00	3.10	3.00	3.06	3.15	3.25	3.11	3.18	3.27	3.37	3.21	3.28	3.38	3.49	
	Amps	10.6	10.8	11.1	11.5	11.3	11.6	11.9	12.3	12.2	12.4	12.8	13.2	12.9	13.1	13.5	13.9	13.6	13.8	14.2	14.7	14.3	14.6	15.0	15.5	
	HiPR	155	167	176	184	174	187	198	206	198	213	225	234	225	242	256	267	253	273	288	300	280	301	318	332	
	LoPR	66	70	77	82	70	74	81	86	73	77	84	90	76	81	88	94	80	85	93	99	83	88	96	102	
	MBh	33.9	34.9	37.7	40.5	33.1	34.1	36.9	39.6	32.3	33.2	36.0	38.6	31.5	32.4	35.1	37.7	29.9	30.8	33.3	35.8	27.7	28.5	30.9	33.2	
	S/T	0.82	0.73	0.55	0.36	0.85	0.76	0.57	0.37	0.87	0.78	0.59	0.38	0.90	0.80	0.61	0.39	0.93	0.83	0.63	0.40	0.94	0.84	0.63	0.41	
	ΔT	21	19	16	11	21	19	16	11	21	19	16	11	21	20	16	11	21	19	16	11	20	18	15	10	
kW	2.51	2.56	2.63	2.71	2.69	2.74	2.82	2.90	2.84	2.90	2.98	3.07	2.97	3.03	3.13	3.22	3.09	3.15	3.25	3.35	3.19	3.25	3.35	3.46		
Amps	10.6	10.8	11.1	11.4	11.3	11.5	11.8	12.2	12.1	12.3	12.7	13.1	12.8	13.0	13.4	13.8	13.5	13.7	14.1	14.6	14.1	14.4	14.9	15.4		
HiPR	153	165	174	182	172	185	196	204	196	211	223	232	223	240	253	264	251	270	285	297	277	298	315	329		
LoPR	65	70	76	81	69	74	80	85	72	76	83	89	75	80	88	93	79	84	92	98	82	87	95	101		
MBh	31.3	32.2	34.8	37.4	30.5	31.4	34.0	36.5	29.8	30.7	33.2	35.6	29.1	29.9	32.4	34.8	27.6	28.4	30.8	33.0	25.6	26.3	28.5	30.6		
S/T	0.79	0.70	0.53	0.34	0.82	0.73	0.55	0.36	0.84	0.75	0.57	0.36	0.86	0.77	0.58	0.38	0.90	0.80	0.61	0.39	0.90	0.81	0.61	0.39		
ΔT	21	19	16	11	21	20	16	11	21	20	16	11	22	20	16	11	22	20	16	11	20	18	15	10		
kW	2.46	2.51	2.58	2.65	2.63	2.68	2.76	2.84	2.78	2.83	2.91	3.00	2.91	2.97	3.05	3.15	3.02	3.08	3.17	3.27	3.11	3.18	3.27	3.38		
Amps	10.3	10.5	10.8	11.1	11.0	11.2	11.5	11.9	11.8	12.0	12.4	12.7	12.5	12.7	13.1	13.5	13.1	13.4	13.8	14.2	13.8	14.1	14.5	15.0		
HiPR	149	160	169	176	167	180	190	198	190	204	216	225	216	233	246	256	243	262	277	288	269	289	306	319		
LoPR	63	67	74	78	67	71	78	83	70	74	81	86	73	78	85	91	77	82	89	95	79	84	92	98		

IDB: Entering Indoor Dry Bulb Temperature
 High and low pressures are measured at the liquid and suction service valves.
 Shaded area reflects ACCA (TVA) conditions
 kW = Total system power
 Amps = outdoor unit amps (comp.+fan)

EXPANDED COOLING DATA — GPC1336M21A (CONT.)

IDB	Airflow	Outdoor Ambient Temperature																								
		65°F				75°F				85°F				95°F				105°F				115°F				
		59	63	67	71	59	63	67	71	59	63	67	71	59	63	67	71	59	63	67	71	59	63	67	71	
80	1378	MBh	35.5	36.3	38.8	41.4	34.7	35.4	37.9	40.5	33.8	34.6	37.0	39.5	33.0	33.7	36.1	38.5	31.4	32.1	34.2	36.6	29.1	29.7	31.7	33.9
		S/T	0.94	0.88	0.72	0.54	1.00	0.91	0.74	0.56	1.00	0.94	0.76	0.57	1.00	0.97	0.79	0.59	1.00	1.00	0.82	0.61	1.00	1.00	0.82	0.62
	ΔT	22	21	19	15	23	22	19	15	22	22	19	15	22	22	19	15	21	21	19	15	19	20	17	14	
	kW	2.55	2.60	2.67	2.75	2.73	2.78	2.86	2.95	2.88	2.94	3.03	3.12	3.02	3.08	3.17	3.27	3.14	3.20	3.30	3.40	3.24	3.30	3.41	3.51	
	Amps	10.7	10.9	11.2	11.6	11.4	11.7	12.0	12.4	12.2	12.5	12.9	13.3	13.0	13.2	13.6	14.1	13.7	14.0	14.4	14.8	14.4	14.7	15.1	15.6	
	Hi PR	157	168	178	186	176	189	200	208	200	215	227	237	228	245	259	270	256	275	291	303	283	304	321	335	
	Lo PR	67	71	77	83	70	75	82	87	73	78	85	91	77	82	89	95	81	86	94	100	83	89	97	103	
	MBh	34.5	35.2	37.6	40.2	33.7	34.4	36.8	39.3	32.9	33.6	35.9	38.4	32.1	32.8	35.0	37.4	30.5	31.1	33.3	35.5	28.2	28.8	30.8	32.9	
	S/T	0.90	0.84	0.68	0.51	0.93	0.87	0.71	0.53	0.95	0.89	0.73	0.54	0.98	0.92	0.75	0.56	1.00	0.96	0.78	0.58	1.00	0.96	0.78	0.59	
	ΔT	23	22	19	15	23	22	20	16	23	22	20	16	24	23	20	16	24	23	22	19	21	21	18	14	
	kW	2.53	2.58	2.65	2.73	2.71	2.76	2.84	2.92	2.86	2.92	3.00	3.10	3.00	3.06	3.15	3.25	3.11	3.18	3.27	3.38	3.21	3.28	3.38	3.49	
	Amps	10.6	10.8	11.1	11.5	11.3	11.6	11.9	12.3	12.2	12.4	12.8	13.2	12.9	13.1	13.5	13.9	13.6	13.8	14.2	14.7	14.3	14.6	15.0	15.5	
Hi PR	155	167	176	184	174	187	198	206	198	213	225	234	225	242	256	267	253	273	288	300	280	301	318	332		
Lo PR	66	70	77	82	70	74	81	86	73	77	84	90	76	81	89	94	80	85	93	99	83	88	96	102		
MBh	31.8	32.5	34.7	37.1	31.1	31.7	33.9	36.3	30.3	31.0	33.1	35.4	29.6	30.2	32.3	34.5	28.1	28.7	30.7	32.8	26.0	26.6	28.4	30.4		
S/T	0.86	0.81	0.66	0.49	0.90	0.84	0.68	0.51	0.92	0.86	0.70	0.52	0.95	0.89	0.72	0.54	0.98	0.92	0.75	0.56	0.99	0.93	0.76	0.57		
ΔT	24	23	20	16	24	23	20	16	24	23	20	16	24	23	20	16	24	23	20	16	22	21	18	15		
kW	2.48	2.53	2.60	2.67	2.65	2.70	2.78	2.86	2.80	2.85	2.94	3.02	2.93	2.99	3.08	3.17	3.04	3.10	3.20	3.30	3.14	3.20	3.30	3.40		
Amps	10.4	10.6	10.9	11.2	11.1	11.3	11.6	12.0	11.9	12.1	12.5	12.8	12.6	12.8	13.2	13.6	13.2	13.5	13.9	14.4	13.9	14.2	14.6	15.1		
Hi PR	150	162	171	178	169	182	192	200	192	206	218	227	219	235	248	259	246	265	279	291	272	292	309	322		
Lo PR	64	68	74	79	68	72	79	84	70	75	82	87	74	79	86	91	77	82	90	96	80	85	93	99		

85	1378	MBh	36.1	36.8	38.6	41.1	35.3	36.0	37.7	40.2	34.4	35.1	36.8	39.2	33.6	34.2	35.9	38.3	31.9	32.5	34.1	36.4	29.6	30.1	31.6	33.7
		S/T	0.98	0.95	0.86	0.70	1.00	0.98	0.89	0.72	1.00	1.00	0.91	0.74	1.00	1.00	0.94	0.76	1.00	1.00	0.98	0.79	1.00	1.00	0.98	0.80
	ΔT	24	23	22	19	24	24	22	19	23	23	22	19	22	23	23	19	21	22	22	19	20	20	21	18	
	kW	2.57	2.62	2.69	2.77	2.75	2.80	2.88	2.97	2.90	2.96	3.05	3.14	3.04	3.10	3.20	3.30	3.16	3.23	3.32	3.43	3.26	3.33	3.43	3.54	
	Amps	10.8	11.0	11.3	11.7	11.5	11.7	12.1	12.4	12.3	12.6	13.0	13.4	13.1	13.3	13.7	14.2	13.8	14.1	14.5	15.0	14.5	14.8	15.2	15.7	
	Hi PR	158	170	180	187	177	191	202	210	202	217	229	239	230	247	261	272	259	278	294	306	286	307	325	339	
	Lo PR	67	72	78	83	71	76	83	88	74	79	86	92	78	83	90	96	81	87	95	101	84	90	98	104	
	MBh	35.1	35.7	37.4	39.9	34.3	34.9	36.6	39.0	33.4	34.1	35.7	38.1	32.6	33.3	34.8	37.2	31.0	31.6	33.1	35.3	28.7	29.3	30.6	32.7	
	S/T	0.94	0.91	0.82	0.66	0.97	0.94	0.85	0.69	1.00	0.96	0.87	0.71	1.00	0.99	0.90	0.73	1.00	1.00	0.93	0.76	1.00	1.00	0.94	0.76	
	ΔT	25	24	23	20	25	25	23	20	25	25	23	20	24	25	23	20	24	24	23	20	22	22	22	19	
	kW	2.55	2.60	2.67	2.75	2.73	2.78	2.86	2.95	2.88	2.94	3.03	3.12	3.02	3.08	3.17	3.27	3.14	3.20	3.30	3.40	3.24	3.30	3.41	3.51	
	Amps	10.7	10.9	11.2	11.6	11.4	11.7	12.0	12.4	12.2	12.5	12.9	13.3	13.0	13.2	13.6	14.1	13.7	14.0	14.4	14.8	14.4	14.7	15.1	15.6	
Hi PR	157	168	178	186	176	189	200	208	200	215	227	237	228	245	259	270	256	275	291	303	283	304	321	335		
Lo PR	67	71	77	83	70	75	82	87	73	78	85	91	77	82	89	95	81	86	94	100	83	89	97	103		
MBh	32.4	33.0	34.6	36.9	31.6	32.2	33.8	36.0	30.9	31.5	32.9	35.1	30.1	30.7	32.1	34.3	28.6	29.2	30.5	32.6	26.5	27.0	28.3	30.2		
S/T	0.91	0.87	0.79	0.64	0.94	0.91	0.82	0.66	0.96	0.93	0.84	0.68	0.99	0.96	0.86	0.70	1.00	0.99	0.90	0.73	1.00	1.00	0.91	0.73		
ΔT	25	25	23	20	25	25	24	20	25	25	24	20	26	25	24	21	25	25	24	21	23	23	22	19		
kW	2.50	2.54	2.61	2.69	2.67	2.72	2.80	2.88	2.82	2.87	2.96	3.05	2.95	3.01	3.10	3.20	3.06	3.13	3.22	3.32	3.16	3.23	3.33	3.43		
Amps	10.5	10.7	11.0	11.3	11.2	11.4	11.7	12.1	12.0	12.2	12.5	12.9	12.7	12.9	13.3	13.7	13.3	13.6	14.0	14.5	14.0	14.3	14.7	15.2		
Hi PR	152	163	173	180	170	183	194	202	194	209	220	230	221	238	251	262	248	267	282	294	274	295	312	325		
Lo PR	65	69	75	80	68	73	79	85	71	76	83	88	75	79	87	92	78	83	91	97	81	86	94	100		

IDB: Entering Indoor Dry Bulb Temperature
 High and low pressures are measured at the liquid and suction service valves.
 Shaded area reflects AHRI (TVA) conditions
 kW = Total system power
 Amps = outdoor unit amps (comp. + fan)

EXPANDED COOLING DATA — GPC1348M21A

IDB	Airflow	Outdoor Ambient Temperature																								
		65°F				75°F				85°F				95°F				105°F				115°F				
		59	63	67	71	59	63	67	71	59	63	67	71	59	63	67	71	59	63	67	71	59	63	67	71	
70	1969	MBh	46.1	47.7	52.3	-	45.0	46.6	51.1	-	43.9	45.5	49.9	-	42.8	44.4	48.7	-	40.7	42.2	46.2	-	37.7	39.1	42.8	-
		S/T	0.77	0.65	0.45	-	0.80	0.67	0.46	-	0.82	0.69	0.48	-	0.85	0.71	0.49	-	0.88	0.74	0.51	-	0.89	0.74	0.51	-
	ΔT	17	14	11	-	17	15	11	-	17	15	11	-	17	15	11	-	17	15	11	-	16	14	10	-	
	kW	3.37	3.43	3.53	-	3.60	3.67	3.78	-	3.81	3.89	4.00	-	3.99	4.07	4.20	-	4.15	4.23	4.36	-	4.28	4.37	4.50	-	
	Amps	14.2	14.5	14.9	-	15.2	15.5	15.9	-	16.2	16.6	17.0	-	17.2	17.5	18.1	-	18.1	18.5	19.1	-	19.1	19.5	20.0	-	
	HiPR	154	166	175	-	173	186	196	-	197	212	223	-	224	241	254	-	252	271	286	-	278	299	316	-	
	LoPR	63	67	73	-	66	71	77	-	69	73	80	-	72	77	84	-	76	81	88	-	79	84	91	-	
	MBh	44.7	46.3	50.8	-	43.7	45.3	49.6	-	42.6	44.2	48.4	-	41.6	43.1	47.2	-	39.5	41.0	44.9	-	36.6	37.9	41.6	-	
	S/T	0.74	0.62	0.43	-	0.76	0.64	0.44	-	0.78	0.65	0.45	-	0.81	0.68	0.47	-	0.84	0.70	0.49	-	0.85	0.71	0.49	-	
	ΔT	17	15	11	-	18	15	12	-	18	15	12	-	18	15	12	-	17	15	11	-	16	14	11	-	
kW	3.34	3.41	3.51	-	3.58	3.65	3.75	-	3.78	3.86	3.97	-	3.96	4.04	4.16	-	4.12	4.20	4.33	-	4.25	4.34	4.47	-		
Amps	14.1	14.4	14.8	-	15.0	15.3	15.8	-	16.1	16.5	16.9	-	17.1	17.4	17.9	-	18.0	18.4	18.9	-	18.9	19.3	19.9	-		
HiPR	152	164	173	-	171	184	194	-	195	209	221	-	222	239	252	-	249	268	283	-	275	296	313	-		
LoPR	62	66	72	-	66	70	76	-	68	73	79	-	72	76	83	-	75	80	87	-	78	83	90	-		
MBh	41.3	42.8	46.9	-	40.3	41.8	45.8	-	39.4	40.8	44.7	-	38.4	39.8	43.6	-	36.5	37.8	41.4	-	33.8	35.0	38.4	-		
S/T	0.71	0.59	0.41	-	0.74	0.62	0.43	-	0.76	0.63	0.44	-	0.78	0.65	0.45	-	0.81	0.68	0.47	-	0.82	0.68	0.47	-		
ΔT	18	15	12	-	18	15	12	-	18	15	12	-	18	16	12	-	18	15	12	-	17	14	11	-		
kW	3.27	3.33	3.43	-	3.50	3.57	3.67	-	3.70	3.77	3.88	-	3.87	3.95	4.07	-	4.02	4.10	4.23	-	4.15	4.23	4.36	-		
Amps	13.8	14.1	14.4	-	14.7	15.0	15.4	-	15.7	16.1	16.5	-	16.7	17.0	17.5	-	17.6	17.9	18.4	-	18.5	18.9	19.4	-		
HiPR	148	159	168	-	166	179	189	-	189	203	214	-	215	231	244	-	242	260	275	-	267	288	304	-		
LoPR	60	64	70	-	64	68	74	-	66	70	77	-	70	74	81	-	73	78	85	-	75	80	88	-		

75	1969	MBh	46.8	48.2	52.2	56.0	44.7	46.0	49.8	53.4	43.6	44.9	48.6	52.1	41.4	42.6	46.1	49.5	38.3	39.5	42.7	45.9			
		S/T	0.88	0.79	0.60	0.38	0.91	0.81	0.62	0.40	0.93	0.84	0.63	0.41	0.96	0.86	0.65	0.42	1.00	0.90	0.68	0.44	1.00	0.90	0.68
	ΔT	19	18	15	10	19	18	15	10	19	18	15	10	20	18	15	10	19	18	15	10	18	17	14	9
	kW	3.39	3.46	3.56	3.66	3.63	3.70	3.81	3.92	3.84	3.92	4.03	4.16	4.02	4.11	4.23	4.36	4.18	4.27	4.40	4.53	4.31	4.40	4.54	4.68
	Amps	14.3	14.6	15.0	15.5	15.3	15.6	16.0	16.5	16.4	16.7	17.2	17.7	17.3	17.7	18.2	18.8	18.3	18.7	19.2	19.8	19.2	19.6	20.2	20.9
	HiPR	156	167	177	184	175	188	198	207	199	214	226	235	226	243	257	268	254	274	289	302	281	302	319	333
	LoPR	63	67	74	78	67	71	78	83	70	74	81	86	73	78	85	91	77	82	89	95	79	84	92	98
	MBh	45.5	46.8	50.7	54.4	44.4	45.7	49.5	53.1	43.4	44.6	48.3	51.9	42.3	43.6	47.1	50.6	40.2	41.4	44.8	48.1	37.2	38.3	41.5	44.5
	S/T	0.84	0.75	0.57	0.37	0.87	0.78	0.59	0.38	0.89	0.80	0.60	0.39	0.92	0.82	0.62	0.40	0.95	0.85	0.65	0.42	0.96	0.86	0.65	0.42
	ΔT	20	18	15	10	20	19	15	11	20	19	15	11	20	19	15	11	20	19	15	10	19	17	14	10
kW	3.37	3.43	3.53	3.63	3.60	3.67	3.78	3.89	3.81	3.89	4.00	4.12	3.99	4.07	4.20	4.33	4.15	4.23	4.36	4.50	4.28	4.37	4.51	4.65	
Amps	14.2	14.5	14.9	15.3	15.2	15.5	15.9	16.4	16.2	16.6	17.1	17.6	17.2	17.6	18.1	18.6	18.1	18.5	19.1	19.7	19.1	19.5	20.1	20.7	
HiPR	154	166	175	183	173	186	196	205	197	212	223	233	224	241	254	265	252	271	286	299	278	299	316	330	
LoPR	63	67	73	78	66	71	77	82	69	73	80	85	72	77	84	90	76	81	88	94	79	84	91	97	
MBh	42.0	43.2	46.8	50.2	41.0	42.2	45.7	49.0	40.0	41.2	44.6	47.9	39.0	40.2	43.5	46.7	37.1	38.2	41.3	44.4	34.4	35.4	38.3	41.1	
S/T	0.81	0.72	0.55	0.35	0.84	0.75	0.57	0.36	0.86	0.77	0.58	0.37	0.89	0.79	0.60	0.39	0.92	0.82	0.62	0.40	0.93	0.83	0.63	0.40	
ΔT	20	19	15	11	21	19	16	11	21	19	16	11	21	19	16	11	21	19	15	11	19	18	14	10	
kW	3.30	3.36	3.45	3.55	3.52	3.59	3.70	3.81	3.72	3.80	3.91	4.03	3.90	3.98	4.10	4.23	4.05	4.13	4.26	4.39	4.18	4.27	4.40	4.54	
Amps	13.9	14.2	14.5	15.0	14.8	15.1	15.5	16.0	15.9	16.2	16.6	17.2	16.8	17.1	17.6	18.2	17.7	18.1	18.6	19.2	18.6	19.0	19.6	20.2	
HiPR	149	161	170	177	168	180	191	199	191	205	217	226	217	234	247	257	244	263	278	290	270	291	307	320	
LoPR	61	65	71	75	64	68	75	80	67	71	78	83	70	75	82	87	74	78	86	91	76	81	88	94	

IDB: Entering Indoor Dry Bulb Temperature
 High and low pressures are measured at the liquid and suction service valves.
 Shaded area reflects ACCA (TVA) conditions
 kW = Total system power
 Amps = outdoor unit amps (comp.+fan)

EXPANDED COOLING DATA — GPC1348M21A (CONT.)

IDB	Airflow	Outdoor Ambient Temperature																									
		65°F				75°F				85°F				95°F				105°F				115°F					
		59	63	67	71	59	63	67	71	59	63	67	71	59	63	67	71	59	63	67	71	59	63	67	71		
80	1969	MBh	47.7	48.7	52.0	55.6	46.6	47.6	50.8	54.3	45.5	46.4	49.6	53.0	44.3	45.3	48.4	51.8	42.1	43.0	46.0	49.2	39.0	39.9	42.6	45.5	
		S/T	0.96	0.90	0.74	0.55	1.00	0.94	0.76	0.57	1.00	0.96	0.78	0.58	1.00	1.00	0.81	0.60	1.00	1.00	0.84	0.63	1.00	1.00	0.84	0.63	
		ΔT	21	21	18	14	22	21	18	14	21	21	18	14	21	21	18	15	20	20	18	14	18	19	17	13	
	1750	kW	3.42	3.48	3.58	3.69	3.66	3.73	3.84	3.95	3.87	3.95	4.06	4.19	4.05	4.14	4.26	4.40	4.21	4.30	4.43	4.57	4.35	4.44	4.58	4.72	
		Amps	14.4	14.7	15.1	15.6	15.4	15.7	16.1	16.6	16.5	16.8	17.3	17.9	17.5	17.8	18.3	18.9	18.4	18.8	19.4	20.0	19.4	19.8	20.4	21.1	
		Hi PR	157	169	179	186	176	190	200	209	201	216	228	238	228	246	260	271	257	277	292	305	284	306	323	337	
	1531	Lo PR	64	68	74	79	68	72	79	84	70	75	82	87	74	79	86	91	77	82	90	96	80	85	93	99	
		MBh	46.3	47.3	50.5	54.0	45.2	46.2	49.4	52.8	44.1	45.1	48.2	51.5	43.1	44.0	47.0	50.2	40.9	41.8	44.7	47.7	37.9	38.7	41.4	44.2	
		S/T	0.92	0.86	0.70	0.52	0.95	0.89	0.73	0.54	0.98	0.92	0.75	0.56	1.00	0.95	0.77	0.58	1.00	0.98	0.80	0.60	1.00	0.99	0.81	0.60	
	85	1969	ΔT	22	21	19	15	23	22	19	15	23	22	19	15	23	22	19	15	21	21	19	15	20	20	18	14
			kW	3.39	3.46	3.56	3.66	3.63	3.70	3.81	3.92	3.84	3.92	4.03	4.16	4.02	4.11	4.23	4.36	4.18	4.27	4.40	4.54	4.32	4.41	4.54	4.69
			Amps	14.3	14.6	15.0	15.5	15.3	15.6	16.0	16.5	16.4	16.7	17.2	17.7	17.3	17.7	18.2	18.8	18.3	18.7	19.2	19.9	19.2	19.6	20.2	20.9
1750		Hi PR	156	167	177	184	175	188	198	207	199	214	226	235	226	243	257	268	254	274	289	302	281	303	319	333	
		Lo PR	63	68	74	78	67	71	78	83	70	74	81	86	73	78	85	91	77	82	89	95	79	84	92	98	
		MBh	42.7	43.6	46.6	49.9	41.7	42.6	45.6	48.7	40.7	41.6	44.5	47.5	39.7	40.6	43.4	46.4	37.8	38.6	41.2	44.1	35.0	35.7	38.2	40.8	
1531		S/T	0.89	0.83	0.68	0.51	0.92	0.86	0.70	0.52	0.94	0.88	0.72	0.54	0.97	0.91	0.74	0.55	1.01	0.95	0.77	0.58	1.02	0.95	0.78	0.58	
		ΔT	23	22	19	15	23	22	19	15	23	22	19	15	23	22	19	15	23	22	19	15	21	21	18	14	
		kW	3.32	3.38	3.48	3.58	3.55	3.62	3.72	3.84	3.75	3.83	3.94	4.06	3.93	4.01	4.13	4.26	4.08	4.17	4.29	4.43	4.21	4.30	4.43	4.57	
1969		Amps	14.0	14.3	14.7	15.1	14.9	15.2	15.6	16.1	16.0	16.3	16.8	17.3	16.9	17.3	17.8	18.3	17.8	18.2	18.7	19.4	18.8	19.2	19.7	20.4	
		Hi PR	151	162	172	179	169	182	192	201	193	207	219	228	219	236	249	260	247	266	280	293	273	293	310	323	
		Lo PR	62	65	71	76	65	69	76	80	68	72	78	84	71	76	82	88	74	79	86	92	77	82	89	95	
85	1969	MBh	48.5	49.4	51.8	55.2	47.4	48.3	50.6	54.0	46.2	47.1	49.4	52.7	45.1	46.0	48.2	51.4	42.9	43.7	45.8	48.8	39.7	40.5	42.4	45.2	
		S/T	1.00	0.98	0.88	0.71	1.00	1.00	0.91	0.74	1.00	1.00	0.94	0.76	1.00	1.00	0.97	0.78	1.00	1.00	0.94	0.81	1.00	1.00	0.94	0.82	
		ΔT	23	23	21	18	22	22	19	15	22	22	19	15	21	21	19	15	20	20	18	14	19	19	17	13	
	1750	kW	3.44	3.51	3.61	3.72	3.68	3.76	3.87	3.98	3.90	3.98	4.10	4.22	4.09	4.17	4.30	4.43	4.25	4.33	4.47	4.61	4.38	4.47	4.61	4.76	
		Amps	14.5	14.8	15.2	15.7	15.5	15.8	16.3	16.8	16.6	17.0	17.5	18.0	17.6	18.0	18.5	19.1	18.6	19.0	19.5	20.2	19.5	20.0	20.5	21.2	
		Hi PR	159	171	180	188	178	192	202	211	203	218	230	240	231	248	262	273	260	279	295	308	287	309	326	340	
	1531	Lo PR	65	69	75	80	68	73	79	85	71	76	83	88	75	79	87	92	78	83	91	97	81	86	94	100	
		MBh	47.1	48.0	50.3	53.6	46.0	46.9	49.1	52.4	44.9	45.8	47.9	51.1	43.8	44.7	46.8	49.9	41.6	42.4	44.4	47.4	38.5	39.3	41.2	43.9	
		S/T	0.96	0.93	0.84	0.68	1.00	0.96	0.87	0.71	1.00	0.99	0.89	0.72	1.00	1.00	0.92	0.75	1.00	1.00	0.96	0.78	1.00	1.00	0.96	0.78	
	85	1969	ΔT	24	23	22	19	24	24	22	19	24	24	22	19	23	23	23	20	22	22	22	19	20	21	21	18
			kW	3.42	3.48	3.58	3.69	3.66	3.73	3.84	3.95	3.87	3.95	4.06	4.19	4.05	4.14	4.26	4.40	4.21	4.30	4.43	4.57	4.35	4.44	4.58	4.72
			Amps	14.4	14.7	15.1	15.6	15.4	15.7	16.1	16.6	16.5	16.8	17.3	17.9	17.5	17.8	18.3	18.9	18.4	18.8	19.4	20.0	19.4	19.8	20.4	21.1
1750		Hi PR	157	169	179	186	176	190	200	209	201	216	228	238	228	246	260	271	257	277	292	305	284	306	323	337	
		Lo PR	64	68	74	79	68	72	79	84	70	75	82	87	74	79	86	91	77	82	90	96	80	85	93	99	
		MBh	43.5	44.3	46.4	49.5	42.5	43.3	45.3	48.4	41.4	42.2	44.2	47.2	40.4	41.2	43.2	46.0	38.4	39.2	41.0	43.7	35.6	36.3	38.0	40.5	
1531		S/T	0.93	0.90	0.81	0.66	0.96	0.93	0.84	0.68	0.99	0.95	0.86	0.70	1.00	0.98	0.89	0.72	1.00	1.00	0.92	0.75	1.00	1.00	0.93	0.75	
		ΔT	24	24	23	20	25	24	23	20	24	24	23	20	24	24	23	20	23	24	23	20	21	22	21	18	
		kW	3.34	3.41	3.50	3.61	3.58	3.65	3.75	3.86	3.78	3.86	3.97	4.09	3.96	4.04	4.16	4.29	4.11	4.20	4.33	4.46	4.25	4.33	4.47	4.61	
1969		Amps	14.1	14.4	14.8	15.2	15.0	15.3	15.8	16.3	16.1	16.4	16.9	17.5	17.1	17.4	17.9	18.5	18.0	18.4	18.9	19.5	18.9	19.3	19.9	20.5	
		Hi PR	152	164	173	181	171	184	194	203	195	209	221	231	222	238	252	263	249	268	283	295	275	296	313	326	
		Lo PR	62	66	72	77	66	70	76	81	68	73	79	84	72	76	83	89	75	80	87	93	78	83	90	96	

IDB: Entering Indoor Dry Bulb Temperature
 High and low pressures are measured at the liquid and suction service valves.
 Shaded area reflects AHRI (TVA) conditions
 kW = Total system power
 Amps = outdoor unit amps (comp.+fan)

EXPANDED COOLING DATA — GPC1360M21A

IDB	Airflow	Outdoor Ambient Temperature																																																
		65°F						75°F						85°F						95°F						105°F						115°F																		
		59	63	67	71	59	63	67	71	59	63	67	71	59	63	67	71	59	63	67	71	59	63	67	71	59	63	67	71	59	63	67	71																	
70	2138	MBh	55.4	57.4	62.9	-	54.1	56.1	61.4	-	52.8	54.7	59.9	-	51.5	53.4	58.5	-	48.9	50.7	55.6	-	45.3	47.0	51.5	-	0.74	0.62	0.43	-	0.77	0.64	0.45	-	18	16	12	-	18	16	12	-	18	16	12	-	17	14	11	-
		S/T	0.74	0.62	0.43	-	0.77	0.64	0.45	-	0.79	0.66	0.46	-	0.82	0.68	0.47	-	0.85	0.71	0.49	-	0.85	0.71	0.49	-	0.85	0.71	0.49	-	0.85	0.71	0.49	-	18	16	12	-	18	16	12	-	17	14	11	-				
		ΔT	18	15	12	-	18	16	12	-	18	16	12	-	18	16	12	-	18	16	12	-	18	16	12	-	18	16	12	-	18	16	12	-	18	16	12	-	18	16	12	-	18	16	12	-	17	14	11	-
		kW	4.26	4.35	4.48	-	4.58	4.67	4.82	-	4.86	4.96	5.12	-	5.11	5.22	5.39	-	5.32	5.44	5.61	-	5.50	5.62	5.81	-	5.50	5.62	5.81	-	5.50	5.62	5.81	-	5.32	5.44	5.61	-	5.32	5.44	5.61	-	5.50	5.62	5.81	-				
	Amps	19.5	19.9	20.4	-	20.8	21.2	21.8	-	22.3	22.8	23.4	-	23.6	24.1	24.8	-	24.9	25.4	26.2	-	26.2	26.8	27.5	-	26.2	26.8	27.5	-	26.2	26.8	27.5	-	27.1	29.2	30.8	-	27.1	29.2	30.8	-	300	323	341	-					
	HiPR	166	179	189	-	186	200	212	-	212	228	241	-	241	260	274	-	241	260	274	-	241	260	274	-	241	260	274	-	241	260	274	-	271	292	308	-	271	292	308	-	300	323	341	-					
	LoPR	62	66	73	-	66	70	77	-	69	73	80	-	72	77	84	-	75	80	88	-	75	80	88	-	78	83	91	-	78	83	91	-	75	79	87	-	75	79	87	-	77	82	90	-					
	MBh	53.8	55.7	61.0	-	52.5	54.4	59.6	-	51.3	53.1	58.2	-	50.0	51.8	56.8	-	47.5	49.2	53.9	-	44.0	45.6	50.0	-	44.0	45.6	50.0	-	44.0	45.6	50.0	-	47.5	49.2	53.9	-	47.5	49.2	53.9	-	44.0	45.6	50.0	-					
S/T	0.71	0.59	0.41	-	0.73	0.61	0.43	-	0.75	0.63	0.44	-	0.78	0.65	0.45	-	0.81	0.67	0.47	-	0.81	0.67	0.47	-	0.81	0.67	0.47	-	0.81	0.67	0.47	-	0.81	0.67	0.47	-	0.81	0.67	0.47	-	0.81	0.67	0.47	-						
ΔT	18	16	12	-	19	16	12	-	19	16	12	-	19	16	12	-	19	16	12	-	19	16	12	-	19	16	12	-	19	16	12	-	19	16	12	-	19	16	12	-	19	16	12	-	17	15	11	-		
1900	kW	4.23	4.31	4.44	-	4.54	4.64	4.78	-	4.82	4.92	5.08	-	5.07	5.18	5.34	-	5.28	5.39	5.57	-	5.46	5.58	5.76	-	5.46	5.58	5.76	-	5.46	5.58	5.76	-	5.28	5.39	5.57	-	5.28	5.39	5.57	-	5.46	5.58	5.76	-					
	Amps	19.4	19.7	20.3	-	20.6	21.1	21.6	-	22.1	22.6	23.2	-	23.4	23.9	24.6	-	24.7	25.2	26.0	-	26.0	26.5	27.3	-	26.0	26.5	27.3	-	26.0	26.5	27.3	-	26.9	28.9	30.5	-	26.9	28.9	30.5	-	297	320	337	-					
	HiPR	164	177	187	-	184	198	210	-	210	226	238	-	239	257	271	-	239	257	271	-	239	257	271	-	239	257	271	-	239	257	271	-	269	289	305	-	269	289	305	-	297	320	337	-					
	LoPR	62	66	72	-	65	69	76	-	68	72	79	-	71	76	83	-	75	79	87	-	75	79	87	-	77	82	90	-	77	82	90	-	75	79	87	-	75	79	87	-	77	82	90	-					
MBh	49.6	51.4	56.3	-	48.5	50.2	55.0	-	47.3	49.0	53.7	-	46.2	47.8	52.4	-	43.8	45.4	49.8	-	40.6	42.1	46.1	-	40.6	42.1	46.1	-	40.6	42.1	46.1	-	43.8	45.4	49.8	-	43.8	45.4	49.8	-	40.6	42.1	46.1	-						
S/T	0.68	0.57	0.40	-	0.71	0.59	0.41	-	0.73	0.61	0.42	-	0.75	0.63	0.43	-	0.78	0.65	0.45	-	0.78	0.65	0.45	-	0.78	0.65	0.45	-	0.78	0.65	0.45	-	0.78	0.65	0.45	-	0.78	0.65	0.45	-	0.78	0.65	0.45	-						
ΔT	19	16	12	-	19	16	12	-	19	16	12	-	19	16	12	-	19	16	12	-	19	16	12	-	18	15	12	-	18	15	12	-	19	16	12	-	19	16	12	-	18	15	12	-						
1663	kW	4.13	4.21	4.34	-	4.43	4.53	4.67	-	4.70	4.80	4.96	-	4.94	5.05	5.21	-	5.15	5.26	5.43	-	5.32	5.44	5.61	-	5.32	5.44	5.61	-	5.32	5.44	5.61	-	5.15	5.26	5.43	-	5.15	5.26	5.43	-	5.32	5.44	5.61	-					
	Amps	18.9	19.3	19.8	-	20.2	20.6	21.1	-	21.6	22.1	22.7	-	22.9	23.3	24.0	-	24.1	24.6	25.3	-	25.4	25.9	26.7	-	25.4	25.9	26.7	-	25.4	25.9	26.7	-	26.9	28.9	30.5	-	26.9	28.9	30.5	-	297	320	337	-					
	HiPR	159	172	181	-	179	193	203	-	203	219	231	-	232	249	263	-	232	249	263	-	232	249	263	-	232	249	263	-	232	249	263	-	261	281	296	-	261	281	296	-	288	310	327	-					
	LoPR	60	64	70	-	63	67	74	-	66	70	76	-	69	74	80	-	72	77	84	-	72	77	84	-	75	80	87	-	75	80	87	-	72	77	84	-	72	77	84	-	75	80	87	-					

75	2138	MBh	56.3	58.0	62.7	67.3	55.0	56.6	61.3	65.8	53.7	55.3	59.8	64.2	52.4	53.9	58.4	62.6	49.8	51.2	55.5	59.5	46.1	47.5	51.4	55.1	0.84	0.76	0.57	0.37	0.88	0.78	0.59	0.38	0.90	0.80	0.61	0.39	0.93	0.83	0.63	0.40	0.96	0.86	0.65	0.42	0.97	0.87	0.66	0.42				
		S/T	20	19	15	11	21	19	16	11	21	19	16	11	21	19	16	11	21	19	16	11	21	19	16	11	21	19	15	11	21	19	16	11	21	19	16	11	21	19	16	11	21	19	16	11	21	19	16	11	21	19	16	11
		ΔT	20	19	15	11	21	19	16	11	21	19	16	11	21	19	16	11	21	19	16	11	21	19	16	11	21	19	15	11	21	19	16	11	21	19	16	11	21	19	16	11	21	19	16	11	21	19	16	11	21	19	16	11
		kW	4.29	4.38	4.52	4.66	4.61	4.71	4.86	5.02	4.90	5.00	5.16	5.33	5.15	5.26	5.43	5.61	5.36	5.48	5.66	5.85	5.55	5.67	5.86	6.05	5.55	5.67	5.86	6.05	5.55	5.67	5.86	6.05	5.36	5.48	5.66	5.85	5.55	5.67	5.86	6.05	5.55	5.67	5.86	6.05	5.55	5.67	5.86	6.05	5.55	5.67	5.86	6.05
	Amps	19.6	20.0	20.6	21.2	21.0	21.4	22.0	22.7	22.5	22.9	23.6	24.4	23.8	24.3	25.0	25.8	25.1	25.6	26.4	27.3	26.4	27.0	27.8	28.7	26.4	27.0	27.8	28.7	26.4	27.0	27.8	28.7	27.4	29.5	31.2	32.5	30.3	32.6	34.4	35.9	30.3	32.6	34.4	35.9	30.3	32.6	34.4	35.9					
	HiPR	168	180	191	199	188	202	214	223	214	230	243	254	244	262	277	289	274	295	312	325	303	326	344	359	303	326	344	359	303	326	344	359	274	295	312	325	303	326	344	359	303	326	344	359	303	326	344	359					
	LoPR	63	67	73	78	67	71	77	82	69	74	80	86	73	77	84	90	76	81	89	94	79	84	92	98	79	84	92	98	79	84	92	98	76	81	89	94	79	84	92	98	79	84	92	98	79	84	92	98					
	MBh	54.7	56.3	60.9	65.4	53.4	55.0	59.5	63.9	52.1	53.7	58.1	62.3	50.9	52.4	56.7	60.8	48.3	49.7	53.8	57.8	44.7	46.1	49.9	53.5	44.7	46.1	49.9	53.5	44.7	46.1	49.9	53.5	50.9	52.4	56.7	60.8	48.3	49.7	53.8	57.8	44.7	46.1	49.9	53.5	44.7	46.1	49.9	53.5					
S/T	0.81	0.72	0.55	0.35	0.84	0.75	0.57	0.36	0.86	0.77	0.58	0.37	0.88	0.79	0.60	0.38	0.92	0.82	0.62	0.40	0.93	0.83	0.63	0.40	0.93	0.83	0.63	0.40	0.93	0.83	0.63	0.40	0.88	0.79	0.60	0.38	0.88	0.79	0.60	0.38	0.88	0.79	0.60	0.38	0.88	0.79	0.60	0.38						
ΔT	21	20	16	11	22	20	16	11	22	20	16	11	22	20	16	11	22	20	16	11	22	20	16	11	22	20	16	11	22	20	16	11	22	20	16	11	22	20	16	11	22	20	16	11	22	20	16	11	22	20	16	11		
1900	kW	4.26	4.35	4.48	4.62	4.58	4.67	4.82	4.98	4.86	4.96	5.12	5.29	5.11	5.22	5.39	5.56	5.32	5.44	5.61	5.80	5.50	5.62	5.81	6.00	5.50	5.62	5.81	6.00	5.50	5.62	5.81	6.00	5.32	5.44	5.61	5.80	5.50	5.62	5.81	6.													

EXPANDED COOLING DATA — GPC1360M21A (CONT.)

IDB	Airflow	Outdoor Ambient Temperature																													
		65°F					75°F					85°F					95°F					105°F					115°F				
		59	63	67	71	75	59	63	67	71	75	59	63	67	71	75	59	63	67	71	75	59	63	67	71	75	59	63	67	71	75
2138	MBh	57.3	58.6	62.6	66.9	66.9	56.0	57.2	61.1	65.3	65.3	54.6	55.8	59.6	63.8	63.8	53.3	54.5	58.2	62.2	62.2	50.6	51.7	55.3	59.1	59.1	46.9	47.9	51.2	54.7	54.7
	S/T	0.93	0.87	0.71	0.53	0.53	0.96	0.90	0.73	0.55	0.55	1.00	0.92	0.75	0.56	0.56	1.00	0.95	0.78	0.58	0.58	1.00	1.00	0.81	0.60	0.60	1.00	1.00	0.81	0.61	0.61
	ΔT	23	22	19	15	15	22	22	19	15	15	23	22	19	15	15	23	22	19	16	16	22	21	19	15	15	20	21	18	14	14
	kW	4.33	4.41	4.55	4.69	4.69	4.65	4.75	4.90	5.06	5.06	4.94	5.04	5.21	5.38	5.38	5.19	5.31	5.48	5.66	5.66	5.41	5.53	5.71	5.90	5.90	5.59	5.72	5.91	6.10	6.10
	Amps	19.8	20.2	20.7	21.4	21.4	21.1	21.5	22.1	22.9	22.9	22.7	23.1	23.8	24.6	24.6	24.0	24.5	25.2	26.0	26.0	25.3	25.9	26.6	27.5	27.5	26.6	27.2	28.0	29.0	29.0
80	Hi PR	169	182	192	201	201	190	205	216	225	225	216	233	246	256	256	246	265	280	292	292	277	298	315	328	328	306	329	348	363	363
	Lo PR	64	68	74	79	79	67	72	78	83	83	70	74	81	87	87	73	78	85	91	91	77	82	89	95	95	80	85	93	99	99
	MBh	55.6	56.9	60.7	64.9	64.9	54.3	55.5	59.3	63.4	63.4	53.0	54.2	57.9	61.9	61.9	51.8	52.9	56.5	60.4	60.4	49.2	50.2	53.7	57.4	57.4	45.5	46.5	49.7	53.2	53.2
	S/T	0.88	0.83	0.67	0.50	0.50	0.92	0.86	0.70	0.52	0.52	0.94	0.88	0.72	0.54	0.54	0.97	0.91	0.74	0.55	0.55	1.00	0.94	0.77	0.57	0.57	1.00	0.95	0.77	0.58	0.58
	ΔT	24	23	20	16	16	24	23	20	16	16	24	23	20	16	16	24	23	20	16	16	24	23	20	16	16	22	21	19	15	15
1900	kW	4.29	4.38	4.52	4.66	4.66	4.61	4.71	4.86	5.02	5.02	4.90	5.00	5.16	5.33	5.33	5.15	5.26	5.43	5.61	5.61	5.36	5.48	5.66	5.85	5.85	5.55	5.67	5.86	6.05	6.05
	Amps	19.6	20.0	20.6	21.2	21.2	21.0	21.4	22.0	22.7	22.7	22.5	22.9	23.6	24.4	24.4	23.8	24.3	25.0	25.8	25.8	25.1	25.7	26.4	27.3	27.3	26.4	27.0	27.8	28.7	28.7
	Hi PR	168	180	191	199	199	188	203	214	223	223	214	230	243	254	254	244	262	277	289	289	274	295	312	325	325	303	326	344	359	359
	Lo PR	63	67	73	78	78	67	71	77	82	82	69	74	80	86	86	73	77	85	90	90	76	81	89	94	94	79	84	92	98	98
	MBh	51.4	52.5	56.1	59.9	59.9	50.2	51.3	54.8	58.5	58.5	49.0	50.0	53.5	57.1	57.1	47.8	48.8	52.1	55.7	55.7	45.4	46.4	49.5	53.0	53.0	42.0	43.0	45.9	49.1	49.1
1663	S/T	0.85	0.80	0.65	0.49	0.49	0.88	0.83	0.67	0.50	0.50	0.91	0.85	0.69	0.52	0.52	0.93	0.88	0.71	0.53	0.53	0.97	0.91	0.74	0.55	0.55	0.98	0.92	0.75	0.56	0.56
	ΔT	24	23	20	16	16	24	23	20	16	16	25	23	20	16	16	25	24	21	16	16	23	22	19	15	15	23	22	19	15	15
	kW	4.19	4.28	4.41	4.55	4.55	4.50	4.60	4.74	4.89	4.89	4.78	4.88	5.04	5.20	5.20	5.02	5.13	5.30	5.47	5.47	5.23	5.35	5.52	5.70	5.70	5.41	5.53	5.71	5.90	5.90
	Amps	19.2	19.6	20.1	20.7	20.7	20.5	20.9	21.5	22.1	22.1	22.0	22.4	23.0	23.8	23.8	23.2	23.7	24.4	25.2	25.2	24.5	25.0	25.8	26.6	26.6	25.8	26.3	27.1	28.0	28.0
	Hi PR	163	175	185	193	193	183	196	207	216	216	208	223	236	246	246	236	254	269	280	280	266	286	302	315	315	294	316	334	348	348
Lo PR	61	65	71	76	76	65	69	75	80	80	67	71	78	83	83	71	75	82	87	87	74	79	86	91	91	76	81	89	95	95	

2138	MBh	58.3	59.4	62.2	66.4	66.4	56.9	58.1	60.8	64.9	64.9	55.6	56.7	59.4	63.3	63.3	54.2	55.3	57.9	61.8	61.8	51.5	52.5	55.0	58.7	58.7	47.7	48.7	51.0	54.4	54.4
	S/T	0.97	0.94	0.85	0.69	0.69	1.00	0.97	0.88	0.71	0.71	1.00	1.00	0.90	0.73	0.73	1.00	1.00	0.93	0.75	0.75	1.00	1.00	0.96	0.78	0.78	1.00	1.00	0.97	0.79	0.79
	ΔT	24	24	23	20	20	24	24	23	20	20	23	24	23	20	20	23	24	23	20	20	22	23	23	20	20	21	21	21	18	18
	kW	4.36	4.45	4.59	4.73	4.73	4.69	4.79	4.94	5.10	5.10	4.98	5.09	5.25	5.42	5.42	5.23	5.35	5.52	5.70	5.70	5.45	5.57	5.75	5.95	5.95	5.64	5.77	5.96	6.15	6.15
	Amps	19.9	20.3	20.9	21.5	21.5	21.3	21.7	22.3	23.0	23.0	22.8	23.3	24.0	24.8	24.8	24.2	24.7	25.4	26.2	26.2	25.5	26.1	26.8	27.7	27.7	26.8	27.4	28.2	29.2	29.2
85	Hi PR	171	184	194	203	203	192	207	218	228	228	218	235	248	259	259	249	268	283	295	295	280	301	318	332	332	309	333	351	366	366
	Lo PR	64	68	75	80	80	68	72	79	84	84	71	75	82	87	87	74	79	86	92	92	78	83	90	96	96	80	86	93	100	100
	MBh	56.6	57.7	60.4	64.5	64.5	55.3	56.4	59.0	63.0	63.0	54.0	55.0	57.6	61.5	61.5	52.7	53.7	56.2	60.0	60.0	50.0	51.0	53.4	57.0	57.0	46.3	47.2	49.5	52.8	52.8
	S/T	0.93	0.89	0.81	0.65	0.65	0.96	0.93	0.84	0.68	0.68	0.98	0.95	0.86	0.70	0.70	1.00	0.98	0.89	0.72	0.72	1.00	1.00	0.92	0.75	0.75	1.00	1.00	0.93	0.75	0.75
	ΔT	25	25	24	20	20	26	25	24	21	21	26	25	24	21	21	25	25	24	21	21	24	25	24	21	21	22	23	22	19	19
1900	kW	4.33	4.41	4.55	4.69	4.69	4.65	4.75	4.90	5.06	5.06	4.94	5.04	5.21	5.38	5.38	5.19	5.31	5.48	5.66	5.66	5.41	5.53	5.71	5.90	5.90	5.59	5.72	5.91	6.10	6.10
	Amps	19.8	20.2	20.7	21.4	21.4	21.1	21.5	22.1	22.9	22.9	22.7	23.1	23.8	24.6	24.6	24.0	24.5	25.2	26.0	26.0	25.3	25.9	26.6	27.5	27.5	26.6	27.2	28.0	29.0	29.0
	Hi PR	169	182	192	201	201	190	205	216	225	225	216	233	246	256	256	246	265	280	292	292	277	298	315	328	328	306	329	348	363	363
	Lo PR	64	68	74	79	79	67	72	78	83	83	70	74	81	87	87	73	78	85	91	91	77	82	89	95	95	80	85	93	99	99
	MBh	52.2	53.3	55.8	59.5	59.5	51.0	52.0	54.5	58.1	58.1	49.8	50.8	53.2	56.7	56.7	48.6	49.5	51.9	55.4	55.4	46.2	47.1	49.3	52.6	52.6	42.8	43.6	45.7	48.7	48.7
1663	S/T	0.89	0.86	0.78	0.63	0.63	0.93	0.89	0.81	0.65	0.65	0.95	0.92	0.83	0.67	0.67	0.98	0.95	0.85	0.69	0.69	1.00	0.98	0.89	0.72	0.72	1.00	0.99	0.89	0.72	0.72
	ΔT	26	25	24	21	21	26	26	24	21	21	26	26	24	21	21	26	26	24	21	21	26	26	24	21	21	24	24	23	20	20
	kW	4.22	4.31	4.44	4.58	4.58	4.54	4.64	4.78	4.93	4.93	4.82	4.92	5.08	5.24	5.24	5.07	5.17	5.34	5.52	5.52	5.27	5.39	5.56	5.75	5.75	5.46	5.58	5.76	5.95	5.95
	Amps	19.3	19.7	20.3	20.9	20.9	20.6	21.1	21.6	22.3	22.3	22.1	22.6	23.2	24.0	24.0	23.4	23.9	24.6	25.4	25.4	24.7	25.2	26.0	26.8	26.8	26.0	26.5	27.3	28.2	28.2
	Hi PR	164	177	187	195	195	184	198	210	219	219	210	226	238	249	249	239	257	271	283	283	269	289	305	318	318	297	319	337	352	352
Lo PR	62	66	72	76	76	65	69	76	81	81	68	72	79	84	84	71	76	83	88	88	75	79	87	92	92	77	82	90	96	96	

IDB: Entering Indoor Dry Bulb Temperature
 High and low pressures are measured at the liquid and suction service valves.
 Shaded area reflects AHRI (TVA) conditions
 kW = Total system power
 Amps = outdoor unit amps (comp.+fan)

HEAT KIT ELECTRICAL DATA (BLOWER ONLY, HEAT MODE)

MODEL & HEAT KIT USAGE	CIRCUIT #1		CIRCUIT #2		ACTUAL kW / BTU@ 240V
	MCA ¹	MOP ²	MCA ¹	MOP ²	
GPC1336M21AA	1.9 / 1.9	--	--	--	--
HKR-05*, HKR-05C*	24 / 27	30 / 30	--	--	4.75 / 16,200
HKR-08*, HKR-08C*	34 / 39	40 / 40	--	--	7.0 / 23,800
HKR-10*, HKR-10C*	45 / 52	60 / 60	--	--	9.5 / 32,400
HKR-15*, HKR-15C*	45 / 52	60 / 60	22 / 25	30 / 30	14.25 / 48,600
GPC1348M21AA	5.8 / 5.8	--	--	--	--
HKR-05*, HKR-05C*	25 / 28	30 / 30	--	--	4.75 / 16,200
HKR-08*, HKR-08C*	38 / 40	40 / 40	--	--	7.0 / 23,800
HKR-10*, HKR-10C*	49 / 56	60 / 60	--	--	9.5 / 32,400
HKR-15*, HKR-15C*	49 / 56	60 / 60	22 / 25	30 / 30	14.25 / 48,600
HKR-20*, HKR-20C*	49 / 56	60 / 60	43 / 49	60 / 60	19.5 / 66,500
GPC1360M21AA	7.6 / 7.6	--	--	--	--
HKR-05*, HKR-05C*	29 / 30	30 / 30	--	--	4.75 / 16,200
HKR-08*, HKR-08C*	39 / 40	40 / 40	--	--	7.0 / 23,800
HKR-10*, HKR-10C*	51 / 58	60 / 60	--	--	9.5 / 32,400
HKR-15*, HKR-15C*	51 / 58	60 / 60	22 / 25	30 / 30	14.25 / 48,600
HKR-20*, HKR-20C*	51 / 58	60 / 60	43 / 49	60 / 60	19.5 / 66,500

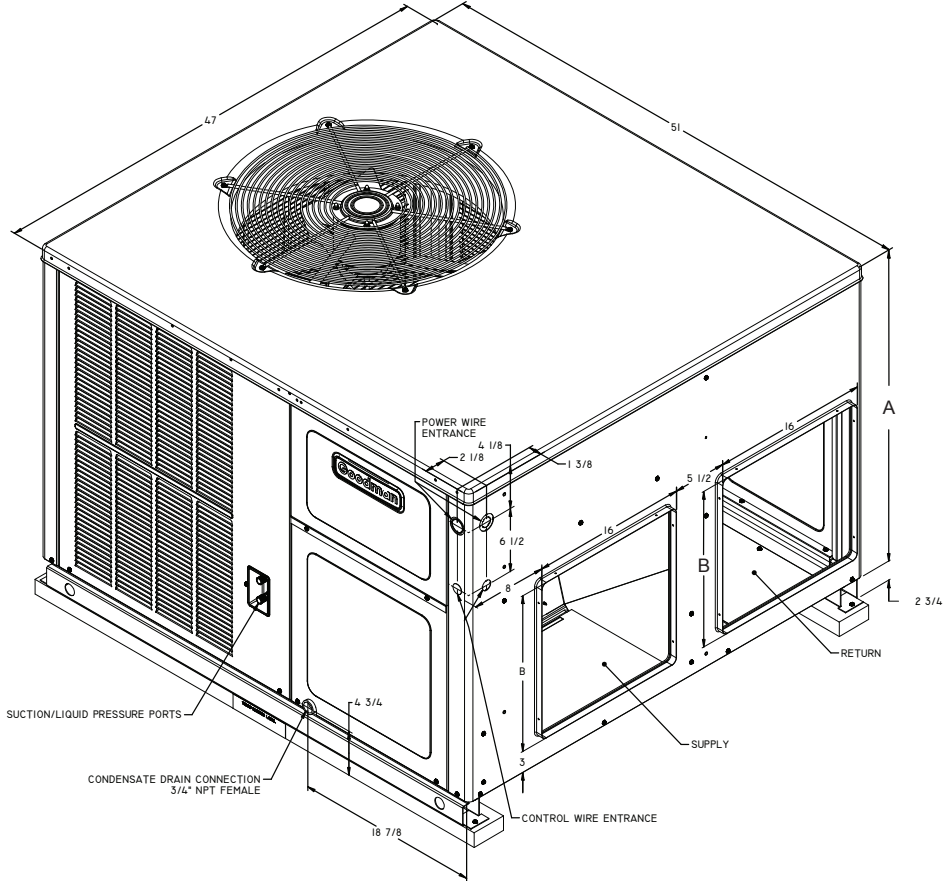
¹ Minimum Circuit Ampacity @ 208 / 240 V

² Maximum Overcurrent Protection device @ 208 / 240 V

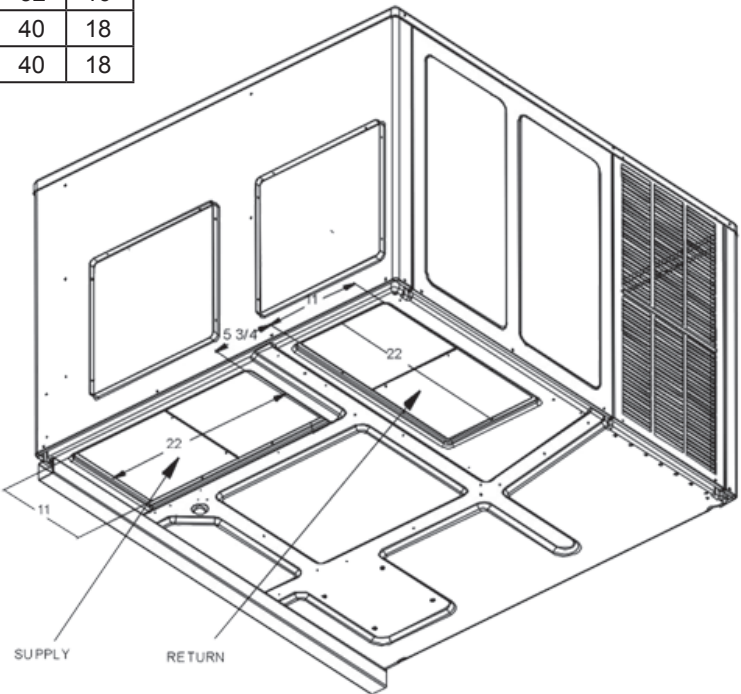
* Revision level that may or may not be designated

C Circuit Breaker option

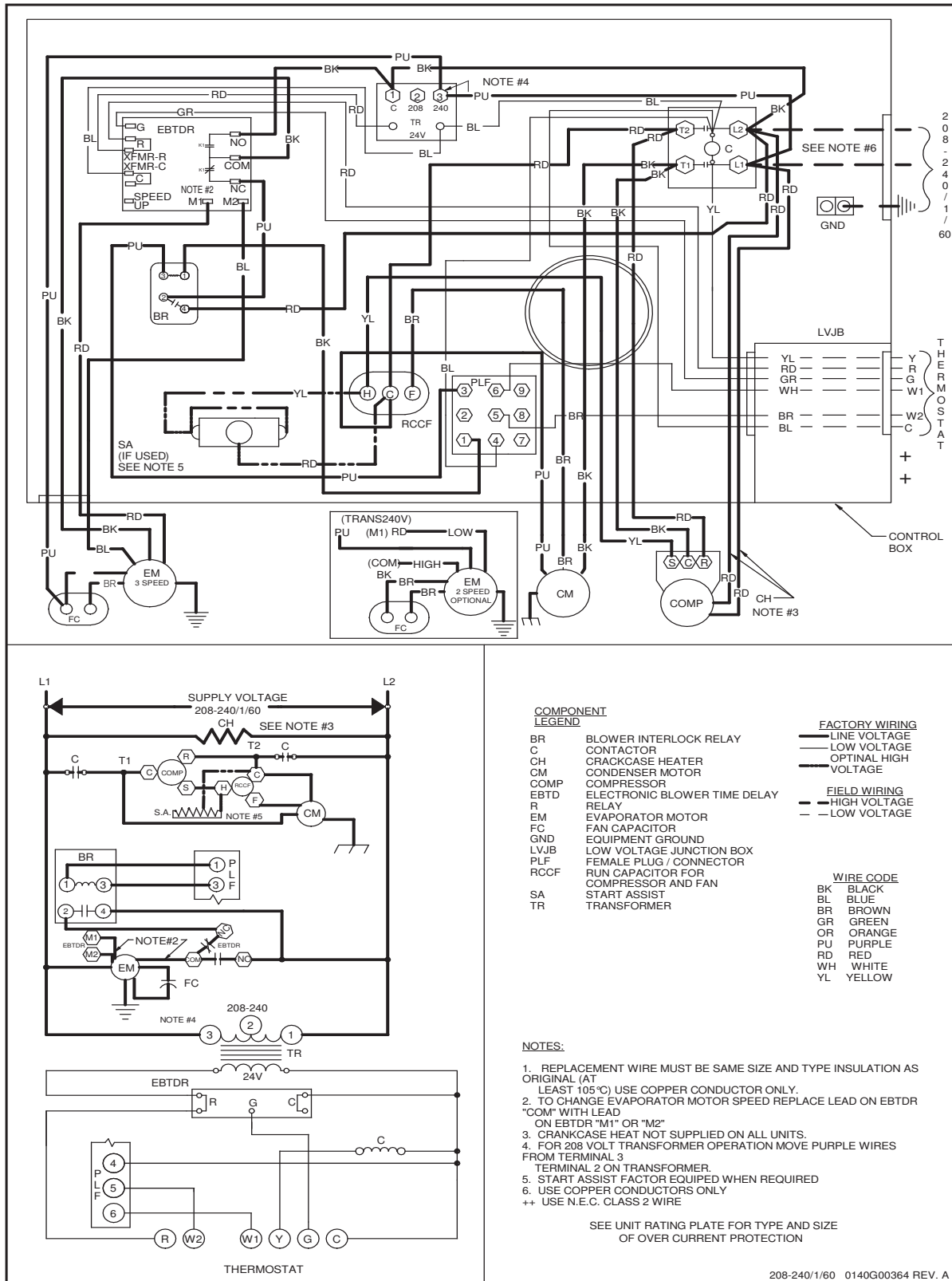
DIMENSIONS



MODEL	CHASSIS SIZE		DIMENSIONS (")		
	MEDIUM	LARGE	H x D x W	A	B
GPC1336M21A	X		34 ³ / ₄ x 51 x 47	32	16
GPC1348M21A		X	42 ³ / ₄ x 51 x 47	40	18
GPC1360M21A		X	42 ³ / ₄ x 51 x 47	40	18



WIRING DIAGRAM — GPC1336M21*



High Voltage: Disconnect all power before servicing or installing this unit. Multiple power sources may be present. Failure to do so may cause property damage, personal injury, or death.



Wiring is subject to change. Always refer to the wiring diagram on the unit for the most up-to-date wiring

COMPONENT LEGEND

- BR BLOWER INTERLOCK RELAY
- C CONTACTOR
- CH CRANKCASE HEATER
- CM CONDENSER MOTOR
- COMP COMPRESSOR
- EBTD ELECTRONIC BLOWER TIME DELAY RELAY
- EM EVAPORATOR MOTOR
- FC FAN CAPACITOR
- GND EQUIPMENT GROUND
- LVJB LOW VOLTAGE JUNCTION BOX
- PLF FEMALE PLUG / CONNECTOR
- RCCF RUN CAPACITOR FOR COMPRESSOR AND FAN
- SA START ASSIST
- TR TRANSFORMER

FACTORY WIRING

- LINE VOLTAGE
- LOW VOLTAGE
- OPTIMAL HIGH VOLTAGE

FIELD WIRING

- - HIGH VOLTAGE
- - LOW VOLTAGE

WIRE CODE

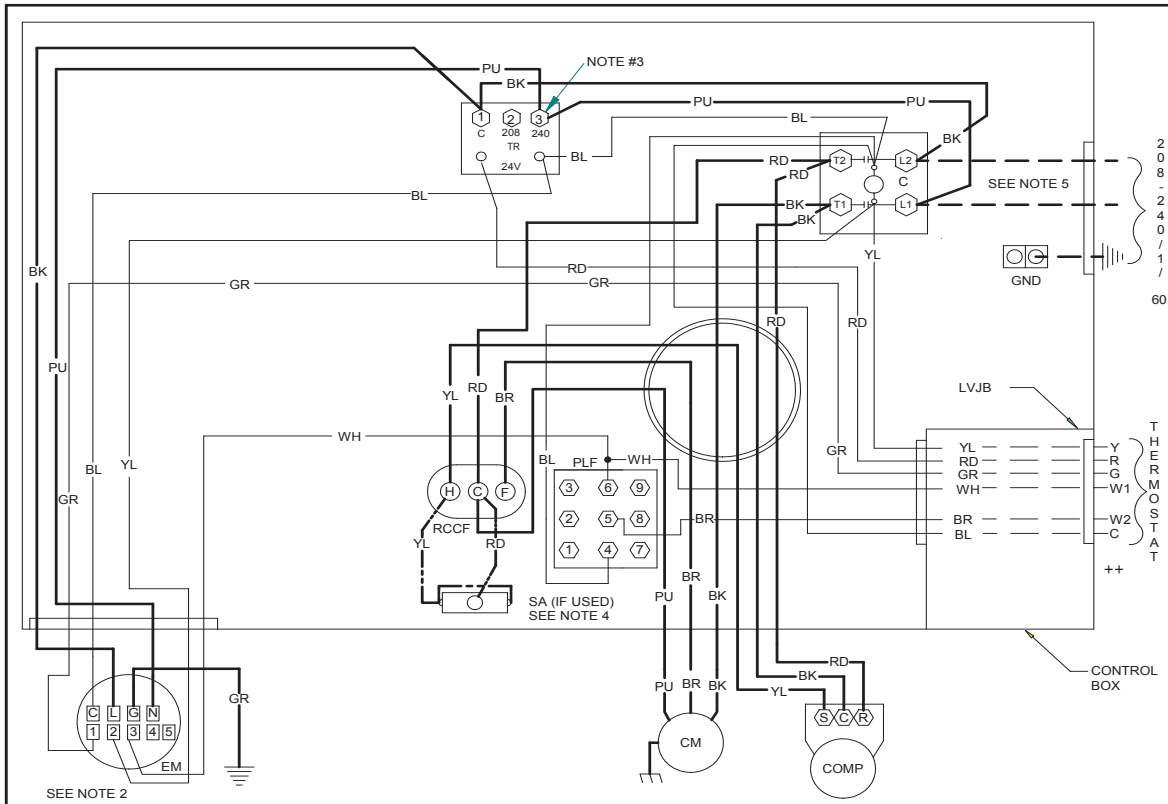
- BK BLACK
- BL BLUE
- BR BROWN
- GR GREEN
- OR ORANGE
- PU PURPLE
- RD RED
- WH WHITE
- YL YELLOW

NOTES:

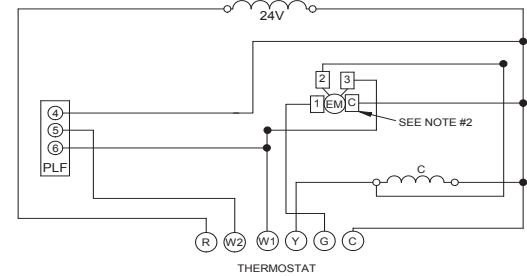
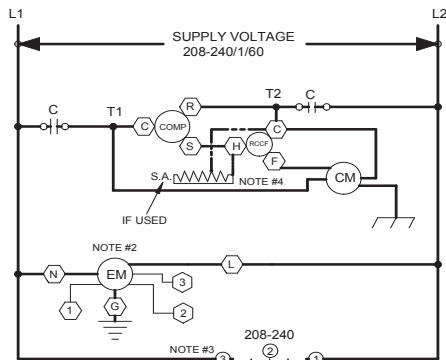
1. REPLACEMENT WIRE MUST BE SAME SIZE AND TYPE INSULATION AS ORIGINAL (AT LEAST 105°C) USE COPPER CONDUCTOR ONLY.
2. TO CHANGE EVAPORATOR MOTOR SPEED REPLACE LEAD ON EBTDR "COM" WITH LEAD ON EBTDR "M1" OR "M2"
3. CRANKCASE HEAT NOT SUPPLIED ON ALL UNITS.
4. FOR 208 VOLT TRANSFORMER OPERATION MOVE PURPLE WIRES FROM TERMINAL 3 TO TERMINAL 2 ON TRANSFORMER.
5. START ASSIST FACTOR EQUIPPED WHEN REQUIRED
6. USE COPPER CONDUCTORS ONLY
- ++ USE N.E.C. CLASS 2 WIRE

SEE UNIT RATING PLATE FOR TYPE AND SIZE OF OVER CURRENT PROTECTION

WIRING DIAGRAM — GPC1348-60M21*/**



SEE NOTE 2



COMPONENT LEGEND

- C CONTACTOR
- CM CONDENSER MOTOR
- COMP COMPRESSOR
- EM EVAPORATOR MOTOR
- GND EQUIPMENT GROUND
- LVJB LOW VOLTAGE JUNCTION BOX
- PLF FEMALE PLUG / CONNECTOR
- RCCF RUN CAPACITOR FOR COMPRESSOR AND FAN
- SA START ASSIST
- TR TRANSFORMER

FACTORY WIRING

- LINE VOLTAGE
- LOW VOLTAGE
- OPTIMAL HIGH VOLTAGE
- VOLTAGE

FIELD WIRING

- HIGH VOLTAGE
- LOW VOLTAGE

WIRE CODE

- BK BLACK
- BL BLUE
- BR BROWN
- GR GREEN
- OR ORANGE
- PU PURPLE
- RD RED
- WH WHITE
- YL YELLOW

NOTES:

1. REPLACEMENT WIRE MUST BE SAME SIZE AND TYPE INSULATION AS ORIGINAL (AT LEAST 105°C) USE COPPER CONDUCTOR ONLY.
 2. TO CHANGE EVAPORATOR MOTOR SPEED MOVE WHITE AND YELLOW LEADS FROM EM"2" AND "3" TO "4" AND "5". IF BOTH LEADS ARE ENERGIZED, THE HIGHER SPEED SETTING IS USED.
 3. FOR 208 VOLT TRANSFORMER OPERATION MOVE PURPLE WIRES FROM TERMINAL 3 TO TERMINAL 2 ON TRANSFORMER.
 4. START ASSIST FACTOR EQUIPPED WHEN REQUIRED
 5. USE COPPER CONDUCTORS ONLY
- ** USE N.E.C. CLASS 2 WIRE

SEE UNIT RATING PLATE FOR TYPE AND SIZE OF OVER CURRENT PROTECTION

208-240/1/60 0140G00512 REV A



High Voltage: Disconnect all power before servicing or installing this unit. Multiple power sources may be present. Failure to do so may cause property damage, personal injury, or death.



Wiring is subject to change. Always refer to the wiring diagram on the unit for the most up-to-date wiring

ACCESSORIES

ITEM	DESCRIPTION
20464501PDGK	Horizontal Duct Cover for Medium Chassis
20464502PDGK	Horizontal Duct Cover for Large Chassis
GPH13MED102/103	Downflow Economizer for Medium/Large Chassis
GPH13MFR102/103	Internal filter rack for Downflow Applications
OT/EHR18-60	Emergency Heat Relay kit
OT18-60A	Outdoor Thermostat Kit with Lockout Stat
PGC102/103	Roof Curb for Medium/Large Chassis
PGMDD102	Manual Damper for Downflow Application — Medium Chassis
PGMDD103	Manual Damper for Downflow Application — Large Chassis
PGMDH102	Manual 25% Fresh Air Damper for Horizontal Applications — Medium Chassis
PGMDH103	Manual 25% Fresh Air Damper for Horizontal Applications — Large Chassis
PGMDMD102	Motorized Damper for Downflow Application — Medium Chassis
PGMDMD103	Motorized Damper for Downflow Application — Large Chassis
PGMDMH102	Motorized 25% Fresh Air Damper for Horizontal Applications — Medium Chassis
PGMDMH103	Motorized 25% Fresh Air Damper for Horizontal Applications — Large Chassis
SQRPG102	Square-to-Round Adapter with 16" Round for Downflow Applications — Medium Chassis
SQRPG103	Square-to-Round Adapter with 18" Round for Downflow Applications — Large Chassis
SQRPGH101/102	Square-to-Round Adapters for Medium Chassis — 16" x 14"
SQRPGH103	Square-to-Round Adapters for Large Chassis — 18" x 14"

