

Monterey Home Furnaces

Model Number		Btu/hr Input Rating	Btu/hr Output Rating	Efficiency Percentages		Face Panel Dimensions			Gas Connection	Type of Control	Shipping Weight (lbs.)
Natural	Propane			Thermal	AFUE	Width	Depth	Height			
MONTEREY HOME FURNACES <i>Conversion Kit Available</i>											
2509622	2509621	25,000	19,350	77.0	71.0	16"	6"	65 $\frac{3}{4}$ "	$\frac{1}{2}$ "	Millivolt Wall	83
3509622	3509621	35,000	25,930	74.0	69.0	16"	6"	65 $\frac{3}{4}$ "	$\frac{1}{2}$ "	Millivolt Wall	83
MONTEREY HOME FURNACES - DOUBLE-SIDED <i>Conversion Kit Available</i>											
5009622	5009621	50,000	38,500	77.0	71.0	16"	6"	65 $\frac{3}{4}$ "	$\frac{1}{2}$ "	Millivolt Wall	137
MONTEREY FIREPLACE-IN-A-FURNACE <i>Conversion Kit Available</i>											
3509622.6	-	32,000	24,000	75.0	69.0	16"	6"	65 $\frac{3}{4}$ "	$\frac{1}{2}$ "	Millivolt Wall	83

Gas Connection: $\frac{1}{2}$ " • All models are rated for 4,500' elevation

Features

"Matchless" Pilot Igniter

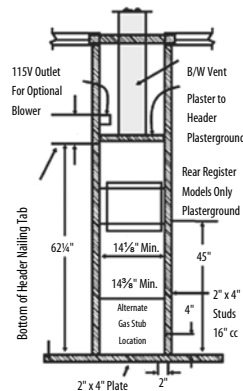
All models include a "matchless" pilot igniter. Assures convenient pilot lighting without matches.

Automatic Thermostat - Included with all models

(No Electricity Required)
All models are equipped with a self-generating millivolt thermostat that may be wall or cabinet-mounted. All models feature resettable vent-limit safety switch as standard equipment.

Contemporary Finish

Soft-white, powder-coat scratch-resistant finish to complement any décor.



Accessories

Blower

Attaches to top of Monterey furnaces with on/off switch or automatic operation. Improves circulation of warm air and reduces temperature differences in the room. Optional deluxe blower for increased air flow, 125 CFM. Two blowers may be used on 50,000 Btu/hr.


Model 2901, shipping weight 9 lbs.
Model 2907, shipping weight 9 lbs.



Rear-Outlet Register

Chain-operated damper with register flush on rear wall, adjusts amount of heat delivered through rear register. Motorized rear-outlet register for increased airflow.

Model 6901 for Monterey, shipping weight 4 lbs.
Model 6905 Plasterground, shipping weight 1 lb.
Model 6919 for Monterey with a recessed installation.
Model 6920 for Monterey with surface-mounted installation. Motorized models, shipping weight 10 lbs.



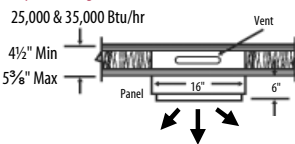
Dimensions and Clearances

Monterey Models

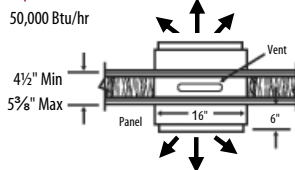
4" to intersecting wall
16" from top of appliance to ceiling
Clearance requirements may vary by area

Clearance requirements may vary by local codes

Top-View Single-Sided Models



Top-View Double-Sided Models



Important

- Read owner's manual before using/installing.
- Photographs are representative only.
- Specify propane or natural gas when ordering.
- Check local codes and ordinances for permitted uses.
- Consult installation manual for clearances prior to installation.
- We reserve the right to amend product specifications without notice.
- Installation and servicing recommended by a qualified service person.
- Please read the warranty, for any limitations or disclaimers. Combustion chamber carries a ten-year limited warranty. All other parts carry a one-year limited warranty.
- Venting must comply with the "Venting and Chimney Requirements" section of installation manual.
- Massachusetts approval G3-0305-171

High-Altitude Models

Conversion Kits

Oval-Vent Starter Kit

Contains starter hold down plate, oval-to-round-adapter and two pieces of oval pipe. **Model 9901**, shipping weight 9 lbs.

Vent Adapter

Surface-mounted gas installations only. With blower installed, **Model 9910**, shipping weight 3 lbs. Without blower installed, **Model 9902**, shipping weight 3 lbs.

Freestanding Kit

Allows single-sided furnaces to be surface mounted instead of recessed. Ideal for remodeling in existing masonry wall construction or when studding is substandard. **Model 4901**, shipping weight 23 lb

Replacement Face Panel

Soft-white, powder-coated replacement face panel. **Model 4915**, shipping weight 30 lbs.



Requires
No Electricity

Great During
Power Outages



250 West Laurel Street · Colton, California 92324 USA
(909) 825-0993 · Fax: (909) 370-0581 or (909) 824-8009
Consumer Line: (888) 256-6465
Homeowner Assistance: (909) 426-0978
www.e-wfc.com

