

ACCESSORY KIT INSTALLATION MANUAL

**EXTERNAL BOTTOM MOUNT FILTER FRAME ACCESSORY - 1BR0514/614, 1BR0517/617, 1BR0521/621
& 1BR0524/624 - FOR USE WITH: HORIZONTAL/UPFLOW GAS-FIRED 33" FURNACES**

GENERAL INFORMATION

The filter frame accessory allows installation of an external furnace filter in a bottom return horizontal / upflow application. Models 524 / 624 have provisions for either 1", 2" or 4" filters.

The following kits are used with the listed furnace cabinet.

1BR0514 / 1BR0614	14-1/2" Cabinet
1BR0517 / 1BR0617	17-1/2" Cabinet
1BR0521 / 1BR0621	21" Cabinet
1BR0524 / 1BR0624	24-1/2" Cabinet

INSTALLATION

Use these instructions along with the furnace installation instructions.

If installing the unit at the side of the furnace, cut open side at marked corner locations on desired side. Install field-supplied gasket material between the filter rack and the base of the furnace. Install the frame using field-supplied brackets and with the flanged opening **away** from the furnace.

NOTE: Filter frames are orientation specific. The block-off box provided with the kit, are to be installed after the air filter has been inserted. For 4" filters the two side tracks must be removed. Refer to Figure 3.

For upflow platform return applications, cut the hole in the return air platform the same size as the filter frame opening. DO NOT cut an oversized hole.

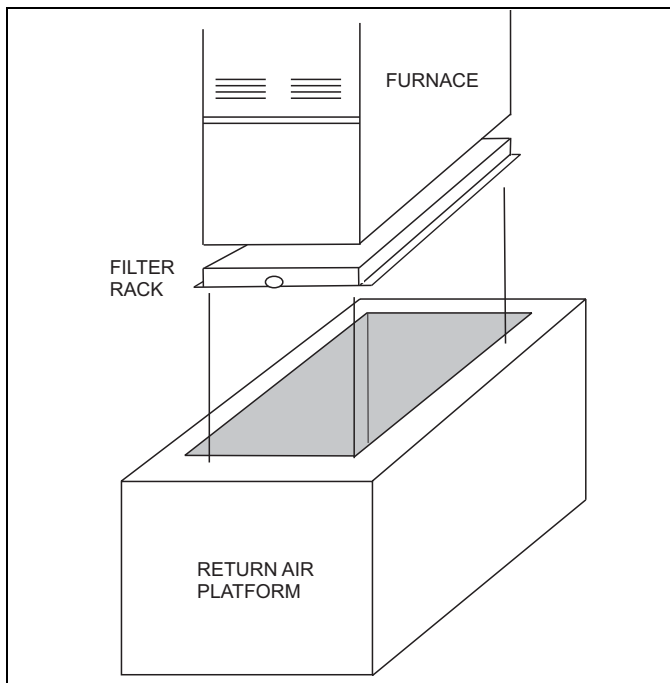


FIGURE 1: Bottom Return Using Platform

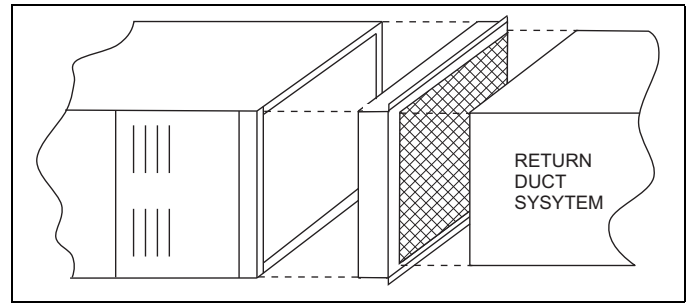


FIGURE 2: Bottom/Horizontal Mount

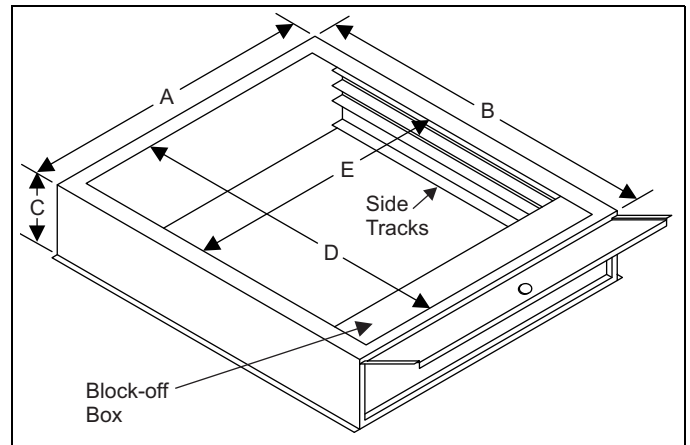


FIGURE 3: Dimensions

TABLE 1:Dimensions

Model	A	B	C	D	E	Filter size
S1-1BR0514	14.5	28.75	2.75	26.38	11.5	25 x 14 x 1
S1-1BR0517	17.5	28.75	2.75	26.38	14.5	25 x 16 x 1
S1-1BR0521	21	28.75	2.75	26.38	18	25 x 20 x 1
S1-1BR0524	24.5	28.75	2.75	26.38	21.5	25 x 24 x 1
S1-1BR0614	14.5	28.75	5.75	26.38	11.5	25 x 14 x *
S1-1BR0617	17.5	28.75	5.75	26.38	14.5	25 x 16 x *
S1-1BR0621	21	28.75	5.75	26.38	18	25 x 20 x *
S1-1BR0624	24.5	28.75	5.75	26.38	21.5	25 x 24 x *

* Maybe 1, 2, or 4 thick filters - Not supplied with kit.