3900 SERIES SUBMITTAL

HYDRONIC ELECTRIC BASEBOARD HEATER

- AVAILABLE IN WHITE OR COMMERCIAL BROWN POWDER COATED FINISH.
- POWDER COATED12GA HEAVY DUTY EXTRUDED ALUMINUM HOUSING WITH JUNCTION BOXES AT EACH END OF UNIT.
- HEATING ELEMENT IS IMMERSED IN HEAT TRANSFER LIQUID ENCLOSED BY A COPPER TUBE WITH ALUMINUM FINS.
- AN AUTOMATIC THERMAL LINEAR LIMIT IS USED ALONG THE ENTIRE HEATER LENGTH.
- WIRE GUARD EXTENDS ALONG THE ENTIRE OUTLET AREA OF THE BASEBOARD.
- COMMERCIAL BROWN UNIT HAS IN-BUILT WIREWAY COVER RUNNING THE LENGTH OF THE HEATER.
- PERMANENT MOUNT, LENGTHS FROM 28 TO 96", 400 TO 2000 WATTS.
- HEATER DIMENSIONS: 3" DEEP, 8 $\frac{1}{2}$"HEIGHT, 28-96" LENGTHS.
- 10 YEAR ELEMENT WARRANTY.



FILE E37089

QTY	CATALOG NUMBER	TAG	WATTS	VOLTS	AMPS	OPTIONAL CONTROLS/ ACCESSORIES

UPC 686334	WHITE MODEL	UPC 686334	COMM BROWN MODEL	WATTS	BTU'S	VOLTS	AMPS	HEATER LENGTH	WT. (LBS)
111416	E3904-28	111645	E3904-28C	400	1360	120	3.3	28	16
111423	F3904-28	111652	F3904-28C	400	1360	208	1.92		
111430	H3904-28	111669	H3904-28C	400/300	1360/1024	240/208	1.6/1.4		
111447	G3904-28	111676	G3904-28C	400	1360	277	1.4		
111454	E3906-36	111683	E3906-36C	600	2048	120	5	36	22
111461	F3906-36	111690	F3906-36C	600	2048	208	2.9		
111478	H3606-36	111706	H3606-36C	600/450	2048/1536	240/208	2.5/2.2		
111485	G3606-36	111713	G3606-36C	600	2048	277	2.2		
111492	E3910-48	111720	E3910-48C	1000	3413	120	8.3	48	27
111508	F3910-48	111737	F3910-48C	1000	3413	208	4.8		
111515	H3910-48	111744	H3910-48C	1000/750	3413/2560	240/208	4.2/3.6		
111522	G3910-48	111751	G3910-48C	1000	3413	277	3.6		
111539	E3912-60	111768	E3912-60C	1250	4265	120	10.4	60	33
111546	F3912-60	111775	F3912-60C	1250	4265	208	6		
111553	H3912-60	111782	H3912-60C	1250/938	4265/3201	240/208	5.2/4.5		
111560	G3912-60	111799	G3912-60C	1250	4265	277	3.6		
111577	E3915-72	111805	E3915-72C	1500	5100	120	12.5	72	41
111584	F3915-72	111812	F3915-72C	1500	5100	208	7.2		
111591	H3915-72	111829	H3915-72C	1500/3825	5100/3825	240/208	6.3/5.4		
111607	G3915-72	111836	G3915-72C	1500	5100	277	5.4		
111614	F3920-96	111843	F3920-96C	2000	6826	208	9.6	96	58
111621	H3920-96	111850	H3920-96C	2000/1500	6826/5100	240/208	8.3/7.2		
111638	G3920-96	111867	G3920-96C	2000	6826	277	7.2		

DIMENSIONS:

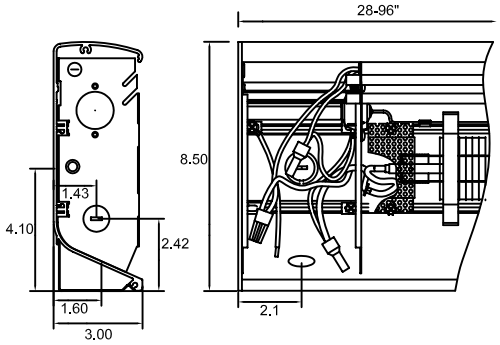

WIRING DIA:

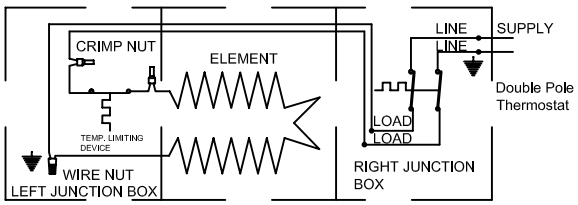

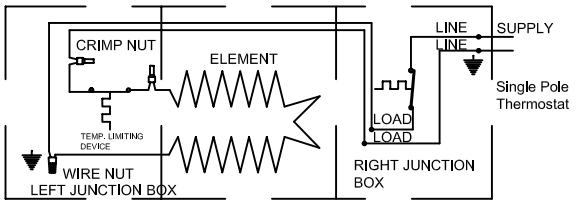

NOTES:

SUBMITTED BY:	DATE:
APPROVED BY:	DATE:

HYDRONIC & ARCHITECTURAL STYLE BASEBOARD ACCESSORIES

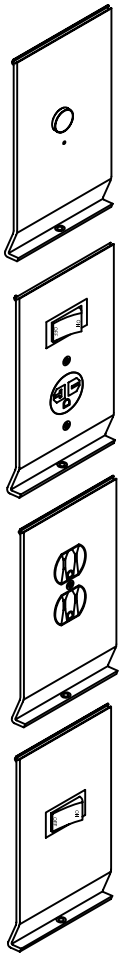

DESCRIPTION	UPC 686334	WHITE MODEL	UPC 686334	COMM BROWN MODEL
SINGLE POLE, IN-BUILT T-STAT, 22A,120-240V; 18A,277V;50-90*F	111874	3900T1	111959	3900T1C
SINGLE POLE, IN-BUILT T-STAT, 22A,120-240V; 18A,277V;50-90*F	111881	3900T2	111966	3900T2C

DESCRIPTION	UPC 686334	WHITE MODEL	UPC 686334	COMM BROWN MODEL
AIR CONDITIONING RECEPTACLE SECTION, 20 AMP, 125-277V	111898	3900AC	111997	3900ACC

DESCRIPTION	UPC 686334	WHITE MODEL	UPC 686334	COMM BROWN MODEL
120 RECEPTACLE SECTION, 15 AMP	111904	3900REC	112000	3900RECC

DESCRIPTION	UPC 686334	WHITE MODEL	UPC 686334	COMM BROWN MODEL
DISCONNECT SWITCH 20 AMP, 125-277V; DPST	111942	3900DS	112048	3900DSC

QTY	CATALOG NUMBER	NOTES

RELAY

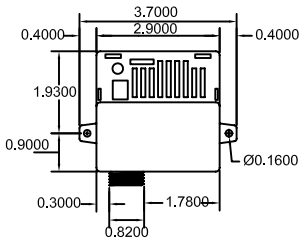

THERMOSTAT

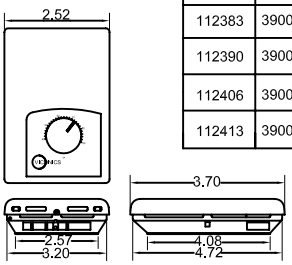

BASEBOARD RELAY
ELECTRONIC ROOM SENSOR

UPC 686334	MODEL	VOLTS	AMPS	POLE
112383	3900LV120T	120	22	SINGLE
112390	3900LV208T	208		
112406	3900LV240T	240		
112413	3900LV277T	277		

NOTES:

Print Form

- 24V THERMOSTAT, TEMP RANGE 40-90*F
- THERMOSTAT MOUNTS VERTICALLY TO STANDARD 2X4 GANG BOX
- RELAY MOUNTS REMOTELY OR IN OPTIONAL CONTROL SECTION.

BASEBOARD SECTIONS

UPC 686334	WHITE MODEL	UPC 686334	COMM BROWN MODEL	SECTION	SIZE
112154	39BS28	112215	39BS28C	BLANK SECTION	28"
112161	39BS36	112222	39BS36C		36"
112178	39BS48	112239	39BS48C		48"
112185	39BS60	112246	39BS60C		60"
112192	39BS72	112253	39BS72C		72"
112208	39BS96	112260	39BS96C		96"
115094	39BS120	115100	39BS120C		120"
111911	3900-ICS	112017	3900-ICSC	INSIDE CORNER	
111928	3900-OCS	112024	3900-OCSC	OUTSIDE CORNER	
111935	3900-CS	112031	3900-CSC	CONTROL SECTION	4" BLANK

WIREWAY COVERS

UPC 686334	MODEL	LENGTH	SHIP WT (LBS)
112284	3900WW28	28"	2
112291	3900WW36	36"	2.5
112307	3900WW48	48"	3.5
112314	3900WW60	60"	4.5
112321	3900WW72	72"	5.5
223238	3900WW96	96"	7.5
115117	3900WW120	120"	7.5

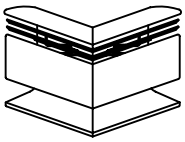

OUTSIDE CORNER

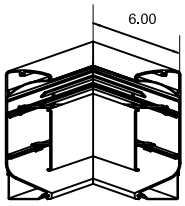

INSIDE CORNER

INSIDE AND OUTSIDE CORNERS ARE 6" ON LONGEST SIDES

SUBMITTED BY:	DATE:
APPROVED BY:	DATE:

Markel Products Company