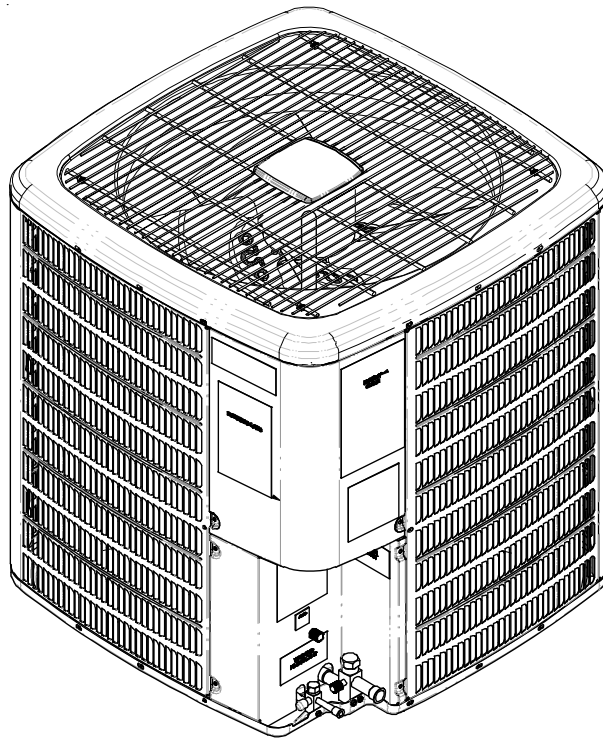


TECHNICAL MANUAL

*SXC 16 SEER Condensing Units

- Refer to Service Manual RS6200006 for installation, operation, and troubleshooting information.
- All safety information must be followed as provided in the Service Manual.
- Refer to the appropriate Parts Catalog for part number information.
- See models on page 3.

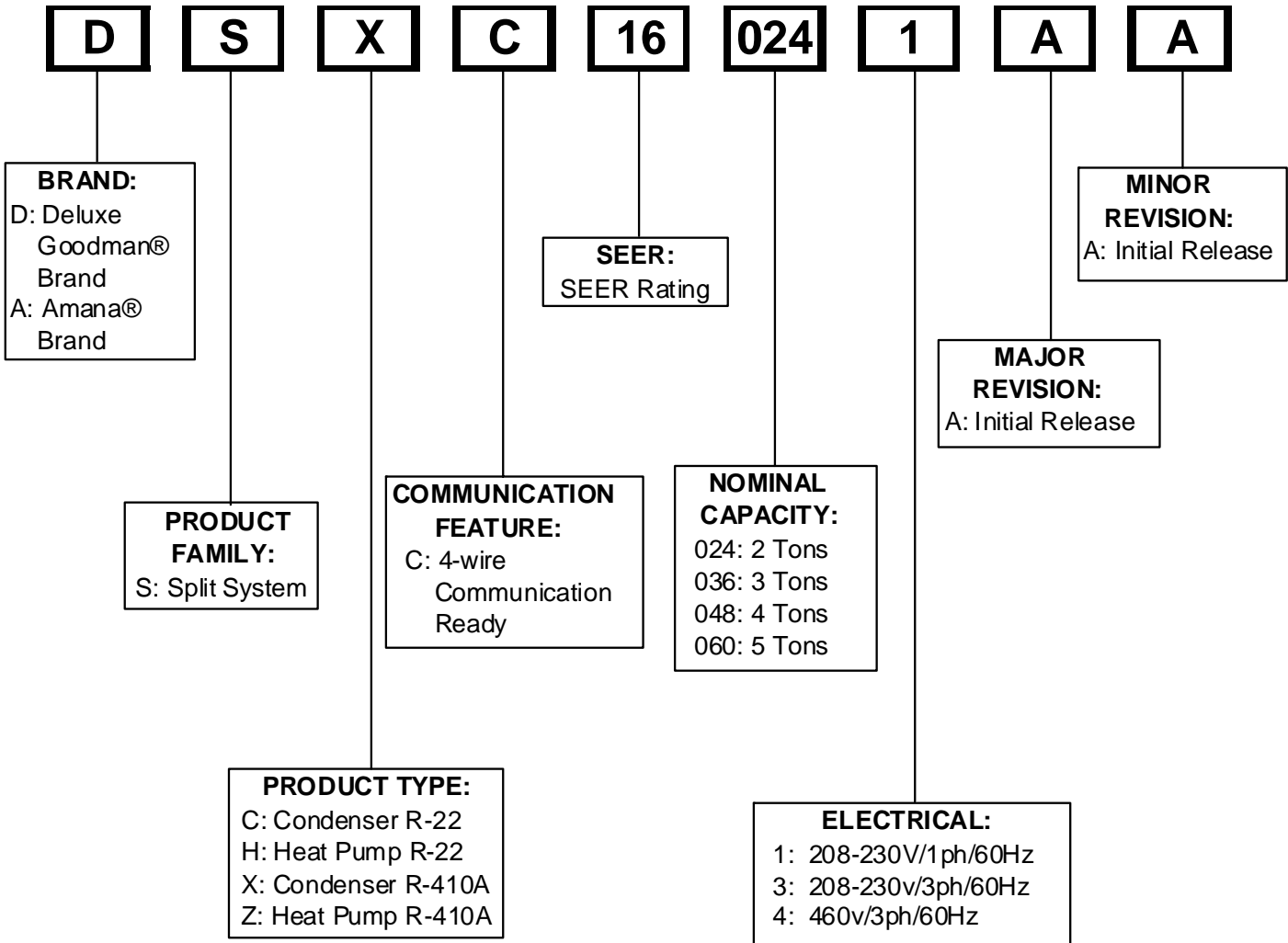


This manual is to be used by qualified, professionally trained HVAC technicians only. Goodman does not assume any responsibility for property damage or personal injury due to improper service procedures or services performed by an unqualified person.

RT6114004r11
August 2014

PRODUCT IDENTIFICATION

The model number is used for positive identification of component parts used in manufacturing. Please use this number when requesting service or parts information.



WARNING

HIGH VOLTAGE!

Disconnect ALL power before servicing or installing this unit. Multiple power sources may be present. Failure to do so may cause property damage, personal injury or death.

WARNING

Goodman will not be responsible for any injury or property damage arising from improper service or service procedures. If you install or perform service on this unit, you assume responsibility for any personal injury or property damage which may result. Many jurisdictions require a license to install or service heating and air conditioning equipment.

WARNING

ONLY individuals meeting (at a minimum) the requirements of an "entry level technician" as specified by the Air-Conditioning, Heating, and Refrigeration Institute (AHRI) may use this information. Attempting to install or repair this unit without such background may result in product damage, personal injury or death.

PRODUCT IDENTIFICATION

The model number is used for positive identification of component parts used in manufacturing. Please use this number when requesting service or parts information.

ASXC160241A*
ASXC160361A*
ASXC160481A*
ASXC160601A*

DSXC160241A*
DSXC160361A*
DSXC160481A*
DSXC160601A*

ASXC160241B*
ASXC160361B*
ASXC160481B*
ASXC160601B*

DSXC160481B*
DSXC160601B*

** Indicates minor revision & is not used for order entry or inventory management*



The United States Environmental Protection Agency ("EPA") has issued various regulations regarding the introduction and disposal of refrigerants introduced into this unit. Failure to follow these regulations may harm the environment and can lead to the imposition of substantial fines. These regulations may vary by jurisdiction. Should questions arise, contact your local EPA office.



Do not connect or use any device that is not design certified by Goodman for use with this unit. Serious property damage, personal injury, reduced unit performance and/or hazardous conditions may result from the use of such non-approved devices.



To prevent the risk of property damage, personal injury, or death, do not store combustible materials or use gasoline or other flammable liquids or vapors in the vicinity of this appliance.

PRODUCT DESIGN

Models covered by this manual come with a new 4-wire communicating PCB. When paired with a compatible communicating indoor unit and a communicating thermostat, these models can support 4-wire communication protocol and provide more troubleshooting information. These models are also backward compatible with the legacy thermostat wiring.

*SXC16 models are available in 2, 3, 4 and 5 ton sizes and use R-410A refrigerant. They are designed for 208/230 volt single phase applications.

The condenser air is pulled through the condenser coil by a direct drive propeller fan. This condenser air is then discharged out of the top of the cabinet.

These units are designed for free air discharge, so no additional resistance like duct work shall be attached.

The suction and liquid line connections on present models are of the sweat type for field piping with refrigerant type copper. Front seating valves are factory installed to accept the field run copper. The total refrigerant charge for a normal installation is factory installed in the condensing unit. *SXC units are charged for the matching evaporator coil and a 15 foot refrigerant line set.

Systems should be properly sized by heat gain and loss calculations made according to methods of the Air Conditioning Contractors Association (ACCA) or equivalent. It is the contractors responsibility to ensure the system has adequate capacity to heat or cool the conditioned space.

*SXC16 models use the Copeland Scroll "Ultratech" Series compressors which are specifically designed for R-410A refrigerant. There are a number of design characteristics which are different from the traditional reciprocating and/or scroll compressors.

"Ultratech" Series scroll compressors with Copeland® ComfortAlert diagnostics will not have a discharge thermostat, some of the early model scroll compressors required discharge thermostats.

Due to their design Scroll compressors are inherently more tolerant of small quantities of liquid refrigerant.

NOTE: Even though the compressor section of a Scroll compressor is more tolerant of liquid refrigerant, continued floodback or flooded start conditions may wash oil from the bearing surfaces causing premature bearing failure.

"Ultratech" Series scroll compressors use "POE" or polyolester oil which is **NOT** compatible with mineral oil based lubricants like 3GS. "POE" oil must be used if additional oil is required.

Operating pressures and amp draws may differ from standard reciprocating and/or scroll compressors. This information may be found in the "Cooling Performance Data" section.

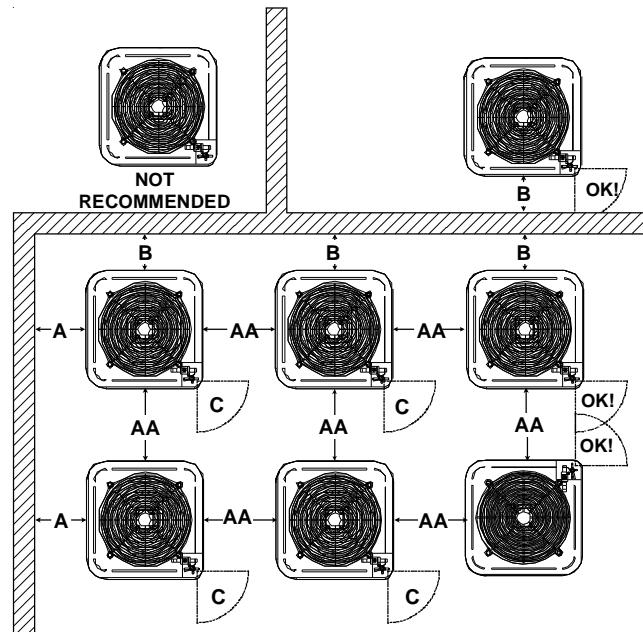
This unit is for outdoor installation only. Refer to figure for minimum clearances from the sides of the unit to full walls and other objects.

NOTE: This unit cannot be completely enclosed. At least one side must be unrestricted.

These clearances will help avoid air recirculation. If installing two or more units at the same location, allow at least 24 inches between units. If only one side is restricted (for example, against the outside wall of a house), the unit may be placed as close as 8" to that one wall.

DO **NOT** locate the unit:

- * Directly under a vent termination for a gas appliance.
- * Within 3 feet of a clothes drier vent
- * Where the refreezing of defrost water would create a hazard
- * Where water may rise into the unit.



Model Type	A	B	C	AA
Residential	10"	10"	18"	20"
Light Commercial	12"	12"	18"	24"

WARNING
To avoid possible injury, explosion or death, practice safe handling of refrigerants.

CONDENSING UNIT SPECIFICATIONS A/DSXC160[24-60]1A*

Dimensions

Model	Dimensions - W x D x H
SXC160241A	29 x 29 x 32¼
SXC160361A	29 x 29 x 38¼
SXC160481A	35½ x 35½ x 38¼
SXC160601A	35½ x 35½ x 38¼

A/DSXC160241A* - A/DSXC160601A*

	SXC160241A	*SXC16036A*	*SXC160481A*	*SXC160601A*
Cooling Capacity, BTUH	24,000	36,000	48,000	60,000
Compressor				
R.L. Amps	10.3	16.7	21.2	25.6
L.R. Amps	52.0	82.0	96.0	118.0
Low Pressure Switch				
Open	22 PSIG	22 PSIG	22 PSIG	22 PSIG
Close	50 PSIG	50 PSIG	50 PSIG	50 PSIG
High Pressure Switch				
Open	610 PSIG	610 PSIG	610 PSIG	610 PSIG
Close	420 PSIG	420 PSIG	420 PSIG	420 PSIG
Condenser Fan Motor				
Horsepower	1/12	1/6	1/6	1/6
F.L. Amps	0.6	1.0	1.0	1.0
Liquid Line, Inches O.D.*	3/8"	3/8"	3/8"	3/8"
Suction Line, Inches O.D.*	3/4"	7/8"	1-1/8"	1-1/8"
Refrigerant Charge	137.0	157.0	202.0	197.0
Power Supply	208/230-60-1	208/230-60-1	208/230-60-1	208/230-60-1
Minimum Circuit Ampacity ⁽¹⁾	13.5	21.9	27.5	33.0
Maximum Overcurrent Device ⁽²⁾	20	35	45	50
Electrical Conduit Size				
Power Supply (Inches)	1/2 or 3/4	1/2 or 3/4	1/2 or 3/4	1/2 or 3/4
Approximate Shipping Weight	282	282	296	296

* Up to 24' in equivalent line length

⁽¹⁾ Wire size should be determined in accordance with National Electrical Codes; extensive wire runs will require larger wire sizes.

⁽²⁾ Maximum Overcurrent Protection Device: **MUST** use Time Delay Fuse or HACR type Circuit Breaker of the same size as noted.

NOTES:

- Always check the S & R plate for electrical data on the unit being installed.
- Installer will need to supply 7/8" to 1-1/8" adapters for suction line connections (4 & 5 ton units).
- Installer will need to supply 3/4" to 7/8" adapters for suction line connections (3 ton unit).
- Unit is charged with refrigerant for 15' of 3/8" liquid line. System charge must be adjusted per Installation Instructions Final Charge Procedure.
- Installation of these units requires the specified TXV Kit to be installed on the indoor coil. THE SPECIFIED TXV IS DETERMINED BY THE OUTDOOR UNIT, NOT THE INDOOR COIL.

NOTE: This data is provided as a guide, it is important to electrically connect the unit and properly size fuses/circuit breakers and wires in accordance with all national and/or local electrical codes. Use copper wire only.

Unit specifications are subject to change without notice. **ALWAYS** refer to the unit's serial plate for the most up-to-date general and electrical information.

CONDENSING UNIT SPECIFICATIONS

ASXC160[24-36]1B*

Dimensions

Model	Dimensions - W x D x H
ASXC160241B*	29 x 29 x 30¼
ASXC160361B*	29 x 29 x 30¼

	ASXC160241BB	ASXC160241BC	ASXC160361BB	ASXC160361BC
Cooling Capacity, BTUH	24,000	24,000	36,000	36,000
Compressor				
R.L. Amps	10.3	11.7	16.7	15.3
L.R. Amps	52.0	58.3	82.0	83.0
Low Pressure Switch				
Open	22 PSIG	22 PSIG	22 PSIG	22 PSIG
Close	50 PSIG	50 PSIG	50 PSIG	50 PSIG
High Pressure Switch				
Open	610 PSIG	610 PSIG	610 PSIG	610 PSIG
Close	420 PSIG	420 PSIG	420 PSIG	420 PSIG
Condenser Fan Motor				
Horsepower	1/6	1/6	1/6	1/6
F.L. Amps	1.1	1.1	0.9	0.9
Liquid Line, Inches O.D.*	3/8"	3/8"	3/8"	3/8"
Suction Line, Inches O.D.*	3/4"	3/4"	7/8"	7/8"
Refrigerant Charge	100.0	88.0	110.0	96.0
Power Supply	208/230-60-1	208/230-60-1	208/230-60-1	208/230-60-1
Minimum Circuit Ampacity ⁽¹⁾	14.0	15.7	21.8	20.0
Maximum Overcurrent Device ⁽²⁾	20	20	35	35
Electrical Conduit Size				
Power Supply (Inches)	1/2 or 3/4	1/2 or 3/4	1/2 or 3/4	1/2 or 3/4
Approximate Shipping Weight	198	198	202	202

* Up to 24' in equivalent line length

⁽¹⁾ Wire size should be determined in accordance with National Electrical Codes; extensive wire runs will require larger wire sizes.

⁽²⁾ Maximum Overcurrent Protection Device: **MUST** use Time Delay Fuse or HACR type Circuit Breaker of the same size as noted.

NOTES:

- Always check the S & R plate for electrical data on the unit being installed.
- Installer will need to supply 7/8" to 1-1/8" adapters for suction line connections (4 & 5 ton units).
- Installer will need to supply 3/4" to 7/8" adapters for suction line connections (3 ton unit).
- Unit is charged with refrigerant for 15' of 3/8" liquid line. System charge must be adjusted per Installation Instructions Final Charge Procedure.
- Installation of these units requires the specified TXV Kit to be installed on the indoor coil. THE SPECIFIED TXV IS DETERMINED BY THE OUTDOOR UNIT, NOT THE INDOOR COIL.

NOTE: This data is provided as a guide, it is important to electrically connect the unit and properly size fuses/circuit breakers and wires in accordance with all national and/or local electrical codes. Use copper wire only.

CONDENSING UNIT SPECIFICATIONS

ASXC160[48-60]1B*

Dimensions

Model	Dimensions - W x D x H
ASXC160481B*	35½ x 35½ x 36¼
ASXC160601B*	35½ x 35½ x 38¼

	ASXC160481B*	ASXC160481BC	ASXC160601B*	ASXC160601BC
Cooling Capacity, BTUH	48,000	48,000	60,000	60,000
Compressor				
R.L. Amps	21.2	21.2	25.6	28.8
L.R. Amps	96.0	104.0	118.0	152.9
Low Pressure Switch				
Open	55 PSIG	55 PSIG	22 PSIG	22 PSIG
Close	95 PSIG	95 PSIG	50 PSIG	50 PSIG
High Pressure Switch				
Open	610 PSIG	610 PSIG	610 PSIG	610 PSIG
Close	420 PSIG	420 PSIG	420 PSIG	420 PSIG
Condenser Fan Motor				
Horsepower	1/6	1/6	1/6	1/6
F.L. Amps	1.0	1.2	1.0	1.2
Liquid Line, Inches O.D.*	3/8"	3/8"	3/8"	3/8"
Suction Line, Inches O.D.*	1 1/8"	1 1/8"	1 1/8"	1 1/8"
Refrigerant Charge	135.0	135.0	200.0	200.0
Power Supply	208/230-60-1	208/230-60-1	208/230-60-1	208/230-60-1
Minimum Circuit Ampacity ⁽¹⁾	27.5	27.7	33.0	37.2
Maximum Overcurrent Device ⁽²⁾	45	45	50	60
Electrical Conduit Size				
Power Supply (Inches)	1/2 or 3/4	1/2 or 3/4	1/2 or 3/4	1/2 or 3/4
Approximate Shipping Weight	241	241	301	301

* Up to 24' in equivalent line length

⁽¹⁾ Wire size should be determined in accordance with National Electrical Codes; extensive wire runs will require larger wire sizes.

⁽²⁾ Maximum Overcurrent Protection Device: **MUST** use Time Delay Fuse or HACR type Circuit Breaker of the same size as noted.

NOTES:

- Always check the S & R plate for electrical data on the unit being installed.
- Installer will need to supply 7/8" to 1-1/8" adapters for suction line connections (4 & 5 ton units).
- Installer will need to supply 3/4" to 7/8" adapters for suction line connections (3 ton unit).
- Unit is charged with refrigerant for 15' of 3/8" liquid line. System charge must be adjusted per Installation Instructions Final Charge Procedure.
- Installation of these units requires the specified TXV Kit to be installed on the indoor coil. THE SPECIFIED TXV IS DETERMINED BY THE OUTDOOR UNIT, NOT THE INDOOR COIL.

NOTE: This data is provided as a guide, it is important to electrically connect the unit and properly size fuses/circuit breakers and wires in accordance with all national and/or local electrical codes. Use copper wire only.

Unit specifications are subject to change without notice. **ALWAYS** refer to the unit's serial plate for the most up-to-date general and electrical information.

CONDENSING UNIT SPECIFICATIONS

DSXC160[24-36]1A*

Dimensions

Model	Dimensions - W x D x H
DSXC160241A*	29 x 29 x 30¼
DSXC160361A*	29 x 29 x 30¼

	DSXC160241AB	DSXC160241AC	DSXC160361AB	DSXC160361AC
Cooling Capacity, BTUH	24,000	24,000	36,000	36,000
Compressor				
R.L. Amps	10.3	11.7	16.7	15.3
L.R. Amps	52.0	58.3	82.0	83.0
Low Pressure Switch				
Open	22 PSIG	22 PSIG	22 PSIG	22 PSIG
Close	50 PSIG	50 PSIG	50 PSIG	50 PSIG
High Pressure Switch				
Open	610 PSIG	610 PSIG	610 PSIG	610 PSIG
Close	420 PSIG	420 PSIG	420 PSIG	420 PSIG
Condenser Fan Motor				
Horsepower	1/6	1/6	1/6	1/6
F.L. Amps	1.1	1.1	0.9	0.9
Liquid Line, Inches O.D.*	3/8"	3/8"	3/8"	3/8"
Suction Line, Inches O.D.*	3/4"	3/4"	7/8"	7/8"
Refrigerant Charge	100.0	88.0	110.0	96.0
Power Supply	208/230-60-1	208/230-60-1	208/230-60-1	208/230-60-1
Minimum Circuit Ampacity ⁽¹⁾	14.0	15.7	21.8	20.0
Maximum Overcurrent Device ⁽²⁾	20	20	35	35
Electrical Conduit Size				
Power Supply (Inches)	1/2 or 3/4	1/2 or 3/4	1/2 or 3/4	1/2 or 3/4
Approximate Shipping Weight	198	198	202	202

* Up to 24' in equivalent line length

⁽¹⁾ Wire size should be determined in accordance with National Electrical Codes; extensive wire runs will require larger wire sizes.

⁽²⁾ Maximum Overcurrent Protection Device: **MUST** use Time Delay Fuse or HACR type Circuit Breaker of the same size as noted.

NOTES:

- Always check the S & R plate for electrical data on the unit being installed.
- Installer will need to supply 7/8" to 1-1/8" adapters for suction line connections (4 & 5 ton units).
- Installer will need to supply 3/4" to 7/8" adapters for suction line connections (3 ton unit).
- Unit is charged with refrigerant for 15' of 3/8" liquid line. System charge must be adjusted per Installation Instructions Final Charge Procedure.
- Installation of these units requires the specified TXV Kit to be installed on the indoor coil. THE SPECIFIED TXV IS DETERMINED BY THE OUTDOOR UNIT, NOT THE INDOOR COIL.

NOTE: This data is provided as a guide, it is important to electrically connect the unit and properly size fuses/circuit breakers and wires in accordance with all national and/or local electrical codes. Use copper wire only.

CONDENSING UNIT SPECIFICATIONS

DSXC160[48-60]1B*

Dimensions

Model	Dimensions - W x D x H
DSXC160481B*	35½ x 35½ x 36¼
DSXC160601B*	35½ x 35½ x 38¼

	DSXC160481B*	DSXC160481BC	DSXC160601B*	DSXC160601BC
Cooling Capacity, BTUH	48,000	48,000	60,000	60,000
Compressor				
R.L. Amps	21.2	21.2	25.6	28.8
L.R. Amps	96.0	104.0	118.0	152.9
Low Pressure Switch				
Open	55 PSIG	55 PSIG	22 PSIG	22 PSIG
Close	95 PSIG	95 PSIG	50 PSIG	50 PSIG
High Pressure Switch				
Open	610 PSIG	610 PSIG	610 PSIG	610 PSIG
Close	420 PSIG	420 PSIG	420 PSIG	420 PSIG
Condenser Fan Motor				
Horsepower	1/6	1/6	1/6	1/6
F.L. Amps	1.0	1.2	1.0	1.2
Liquid Line, Inches O.D.*	3/8"	3/8"	3/8"	3/8"
Suction Line, Inches O.D.*	1 1/8"	1 1/8"	1 1/8"	1 1/8"
Refrigerant Charge	135.0	135.0	200.0	200.0
Power Supply	208/230-60-1	208/230-60-1	208/230-60-1	208/230-60-1
Minimum Circuit Ampacity ⁽¹⁾	27.5	27.7	33.0	37.7
Maximum Overcurrent Device ⁽²⁾	45	45	50	60
Electrical Conduit Size				
Power Supply (Inches)	1/2 or 3/4	1/2 or 3/4	1/2 or 3/4	1/2 or 3/4
Approximate Shipping Weight	241	241	301	301

* Up to 24' in equivalent line length

⁽¹⁾ Wire size should be determined in accordance with National Electrical Codes; extensive wire runs will require larger wire sizes.

⁽²⁾ Maximum Overcurrent Protection Device: **MUST** use Time Delay Fuse or HACR type Circuit Breaker of the same size as noted.

NOTES:

- Always check the S & R plate for electrical data on the unit being installed.
- Installer will need to supply 7/8" to 1-1/8" adapters for suction line connections (4 & 5 ton units).
- Installer will need to supply 3/4" to 7/8" adapters for suction line connections (3 ton unit).
- Unit is charged with refrigerant for 15' of 3/8" liquid line. System charge must be adjusted per Installation Instructions Final Charge Procedure.
- Installation of these units requires the specified TXV Kit to be installed on the indoor coil. THE SPECIFIED TXV IS DETERMINED BY THE OUTDOOR UNIT, NOT THE INDOOR COIL.

NOTE: This data is provided as a guide, it is important to electrically connect the unit and properly size fuses/circuit breakers and wires in accordance with all national and/or local electrical codes. Use copper wire only.

Unit specifications are subject to change without notice. **ALWAYS** refer to the unit's serial plate for the most up-to-date general and electrical information.

PERFORMANCE DATA

ASXC160241A*-LOW STAGE

EXPANDED PERFORMANCE DATA **COOLING OPERATION**

MODEL: *SXC160241A* / CA*F3636C6 + TXV / MBVC1200**-1**, Design Subcooling @ AHRI 95°F Conditions, 5°F @ Serv. VIV.**

IDB* Airflow	Outdoor Ambient Temperature												59	63	67	71	75	85	Entering Indoor Wet Bulb Temperature													
	65						75												85						95						105	115
	59	63	67	71	75	85	59	63	67	71	75	85							59	63	67	71	75	85	59	63	67	71	75	85		
52.5	MBh	16.1	16.7	18.3	-	15.8	16.3	17.9	-	15.4	15.9	17.5	-	15.0	15.6	17.0	-	14.3	14.8	16.2	-	13.2	13.7	15.0	-							
	ST	0.69	0.58	0.40	-	0.71	0.60	0.41	-	0.73	0.61	0.42	-	0.76	0.63	0.44	-	0.78	0.66	0.45	-	0.79	0.66	0.46	-							
	Delta T	19	17	13	-	20	17	13	-	20	17	13	-	20	17	13	-	20	17	13	-	18	16	12	-							
	KW	1.08	1.10	1.14	-	1.17	1.19	1.23	-	1.24	1.27	1.31	-	1.31	1.34	1.39	-	1.37	1.40	1.45	-	1.42	1.45	1.50	-							
	AMPS	4.4	4.5	4.6	-	4.7	4.8	5.0	-	5.1	5.3	5.4	-	5.5	5.6	5.8	-	5.8	6.0	6.2	-	6.2	6.3	6.5	-							
	HIPR	223	240	244	-	252	271	275	-	287	309	313	-	327	352	357	-	368	396	401	-	412	443	449	-							
600	LO PR	119	123	134	-	123	127	138	-	127	131	143	-	130	134	147	-	133	137	150	-	136	140	153	-							
	MBh	17.5	18.1	19.8	-	17.1	17.7	19.4	-	16.7	17.3	18.9	-	16.3	16.8	18.5	-	15.4	16.0	17.5	-	14.3	14.8	16.2	-							
	ST	0.71	0.60	0.41	-	0.74	0.62	0.43	-	0.76	0.63	0.44	-	0.78	0.65	0.45	-	0.81	0.68	0.47	-	0.82	0.68	0.47	-							
	Delta T	19	17	13	-	19	17	13	-	19	17	13	-	20	17	13	-	19	17	13	-	18	16	12	-							
	KW	1.09	1.11	1.15	-	1.18	1.20	1.24	-	1.25	1.28	1.33	-	1.32	1.35	1.40	-	1.38	1.41	1.46	-	1.43	1.47	1.52	-							
	AMPS	4.4	4.5	4.7	-	4.8	4.9	5.0	-	5.2	5.3	5.5	-	5.5	5.7	5.8	-	5.9	6.0	6.2	-	6.2	6.4	6.6	-							
67.5	HIPR	226	243	246	-	255	274	278	-	290	312	316	-	330	355	360	-	372	400	405	-	416	447	454	-							
	LO PR	120	124	136	-	124	128	140	-	128	132	144	-	132	136	148	-	134	138	151	-	137	142	155	-							
	MBh	18.0	18.7	20.4	-	17.6	18.2	20.0	-	17.2	17.8	19.5	-	16.7	17.4	19.0	-	15.9	16.5	18.1	-	14.7	15.3	16.7	-							
	ST	0.75	0.63	0.43	-	0.78	0.65	0.45	-	0.80	0.66	0.46	-	0.82	0.69	0.48	-	0.85	0.71	0.49	-	0.86	0.72	0.50	-							
	Delta T	18	16	12	-	19	16	12	-	19	16	12	-	19	16	12	-	18	16	12	-	17	15	11	-							
	KW	1.10	1.12	1.16	-	1.19	1.21	1.25	-	1.26	1.29	1.34	-	1.33	1.37	1.41	-	1.39	1.43	1.48	-	1.44	1.48	1.53	-							
52.5	AMPS	4.5	4.6	4.7	-	4.8	4.9	5.1	-	5.2	5.3	5.5	-	5.6	5.7	5.9	-	5.9	6.1	6.3	-	6.3	6.4	6.6	-							
	HIPR	228	245	248	-	258	277	281	-	293	315	319	-	334	359	364	-	375	404	409	-	420	452	458	-							
	LO PR	122	125	137	-	125	129	141	-	129	133	146	-	133	137	150	-	135	140	153	-	139	143	156	-							
	MBh	16.4	16.9	18.3	19.6	16.0	16.5	17.9	19.2	15.6	16.1	17.4	18.7	15.3	15.7	17.0	18.2	14.5	14.9	16.2	17.3	13.4	13.8	15.0	16.1							
	ST	0.78	0.70	0.53	0.34	0.81	0.73	0.55	0.35	0.83	0.74	0.56	0.36	0.86	0.77	0.58	0.37	0.89	0.80	0.60	0.39	0.90	0.80	0.61	0.39							
	Delta T	22	21	17	12	23	21	17	12	23	21	17	12	23	21	17	12	23	21	17	12	21	19	16	11							
600	KW	1.08	1.10	1.14	1.18	1.17	1.19	1.23	1.27	1.24	1.27	1.31	1.36	1.31	1.34	1.39	1.44	1.37	1.40	1.45	1.50	1.42	1.45	1.50	1.56							
	AMPS	4.4	4.5	4.6	4.8	4.7	4.8	5.0	5.2	5.1	5.3	5.4	5.6	5.5	5.6	5.8	6.0	5.8	6.0	6.2	6.4	6.2	6.3	6.5	6.8							
	HIPR	223	240	244	249	252	271	275	281	287	309	313	320	327	352	357	364	368	396	401	410	412	443	449	459							
	LO PR	119	123	134	143	123	127	138	147	127	131	143	152	130	134	147	156	133	137	150	159	136	140	153	163							
	MBh	17.8	18.3	19.8	21.3	17.4	17.9	19.3	20.8	16.9	17.4	18.9	20.3	16.5	17.0	18.4	19.8	15.7	16.2	17.5	18.8	14.5	15.0	16.2	17.4							
	ST	0.81	0.73	0.55	0.35	0.84	0.75	0.57	0.37	0.86	0.77	0.58	0.38	0.89	0.80	0.60	0.39	0.92	0.83	0.63	0.40	0.93	0.83	0.63	0.41							
67.5	Delta T	22	20	17	12	22	21	17	12	22	21	17	12	23	21	17	12	22	20	17	12	21	19	16	11							
	KW	1.09	1.11	1.15	1.19	1.18	1.20	1.24	1.29	1.25	1.28	1.33	1.37	1.32	1.35	1.40	1.45	1.38	1.41	1.46	1.51	1.43	1.47	1.52	1.57							
	AMPS	4.4	4.5	4.7	4.8	4.8	4.9	5.0	5.2	5.2	5.3	5.5	5.7	5.5	5.7	5.8	6.1	5.9	6.0	6.2	6.4	6.2	6.4	6.6	6.8							
	HIPR	226	243	246	251	255	274	278	284	290	312	316	323	330	355	360	368	372	400	405	414	416	447	454	464							
	LO PR	120	124	136	144	124	128	140	149	128	132	144	154	134	136	148	158	134	138	151	161	137	142	155	165							
	MBh	18.3	18.8	20.4	21.9	17.9	18.4	19.9	21.4	17.5	18.0	19.4	20.9	17.0	17.5	19.0	20.4	16.2	16.7	18.0	19.3	15.0	15.4	16.7	17.9							
52.5	ST	0.85	0.76	0.58	0.37	0.88	0.79	0.60	0.38	0.90	0.81	0.61	0.39	0.93	0.84	0.63	0.41	0.97	0.87	0.66	0.42	0.98	0.87	0.66	0.43							
	Delta T	21	20	16	11	21	20	16	11	22	20	16	11	22	20	16	11	21	20	16	11	20	18	15	10							
	KW	1.10	1.12	1.16	1.20	1.19	1.21	1.25	1.30	1.26	1.29	1.34	1.38	1.33	1.37	1.41	1.46	1.39	1.43	1.48	1.53	1.44	1.48	1.53	1.58							
	AMPS	4.5	4.6	4.7	4.9	4.8	4.9	5.1	5.3	5.2	5.3	5.5	5.7	5.6	5.7	5.9	6.1	5.9	6.1	6.3	6.5	6.3	6.4	6.6	6.9							
	HIPR	228	245	248	254	258	277	281	287	293	315	319	326	334	359	364	372	375	404	409	418	420	452	458	468							
	LO PR	122	125	137	146	125	129	141	150	129	133	146	155	133	137	150	159	135	140	153	162	139	143	156	166							

* Entering Indoor Dry Bulb Temperature
 High and low pressures are measured at the liquid and suction service valves.

NOTE: Shaded area is ACCA (TVA) conditions

KW= Total system power
 AMPS= outdoor unit amps (comp. fan)

PERFORMANCE DATA

ASXC160241A*-LOW STAGE

EXPANDED PERFORMANCE DATA

COOLING OPERATION

MODEL: *SXC160241A* / CA*F3636C6** + TXV / MBVC1200**-1**, Design Subcooling @ AHRI 95°F Conditions, 5°F @ Serv. Viv.

IDB*	Airflow	Outdoor Ambient Temperature																								
		65					75					85					105					115				
		59	63	67	71	75	59	63	67	71	75	59	63	67	71	75	59	63	67	71	75	59	63	67	71	75
80	MBh	16.7	17.1	18.2	19.5	16.3	16.7	17.8	19.0	15.9	16.3	17.4	18.6	15.5	15.9	17.0	18.1	14.8	15.1	16.1	17.2	13.7	14.0	14.9	15.9	
	ST	0.86	0.81	0.66	0.49	0.89	0.83	0.68	0.51	0.91	0.86	0.70	0.52	0.94	0.88	0.72	0.54	0.98	0.92	0.75	0.56	0.99	0.92	0.75	0.56	
	Delta T	25	24	21	17	25	24	21	17	25	24	21	17	25	24	21	17	25	24	21	17	25	24	21	17	
	KW	1.08	1.10	1.14	1.18	1.17	1.19	1.23	1.27	1.24	1.27	1.31	1.36	1.31	1.34	1.39	1.44	1.37	1.40	1.45	1.50	1.42	1.45	1.50	1.56	
	AMPS	4.4	4.5	4.6	4.8	4.7	4.8	5.0	5.2	5.1	5.3	5.4	5.6	5.5	5.6	5.8	6.0	5.8	6.0	6.2	6.4	6.2	6.3	6.5	6.8	
	HIPR	223	240	244	249	252	271	275	281	287	309	313	320	327	352	357	364	368	396	401	410	412	443	449	459	
	LOPR	119	123	134	143	123	127	138	147	127	131	143	152	130	134	147	156	133	137	150	159	136	140	153	163	
	MBh	18.1	18.5	19.7	21.1	17.7	18.1	19.3	20.6	17.2	17.6	18.8	20.1	16.8	17.2	18.4	19.6	16.0	16.3	17.4	18.7	14.8	15.1	16.2	17.3	
	ST	0.89	0.84	0.68	0.51	0.92	0.87	0.70	0.53	0.95	0.89	0.72	0.54	0.98	0.92	0.75	0.56	1.00	0.95	0.77	0.58	1.00	0.96	0.78	0.58	
	Delta T	25	24	21	16	25	24	21	17	25	24	21	17	25	24	21	17	25	24	21	17	25	24	21	17	
KW	1.09	1.11	1.15	1.19	1.18	1.20	1.24	1.29	1.25	1.28	1.33	1.37	1.32	1.35	1.40	1.45	1.38	1.41	1.46	1.51	1.43	1.47	1.52	1.57		
AMPS	4.4	4.5	4.7	4.8	4.8	4.9	5.0	5.2	5.2	5.3	5.5	5.7	5.5	5.7	5.8	6.1	5.9	6.0	6.2	6.4	6.2	6.4	6.6	6.8		
HIPR	226	243	246	251	255	274	278	284	290	312	316	323	330	355	360	368	372	400	405	414	416	447	454	464		
LOPR	120	124	136	144	124	128	140	149	128	132	144	154	132	136	148	158	134	138	151	161	137	142	155	165		
MBh	18.6	19.0	20.3	21.7	18.2	18.6	19.9	21.2	17.8	18.1	19.4	20.7	17.3	17.7	18.9	20.2	16.5	16.8	18.0	19.2	15.2	15.6	16.6	17.8		
ST	0.93	0.88	0.71	0.53	0.97	0.91	0.74	0.55	1.00	0.93	0.76	0.57	1.00	0.96	0.78	0.58	1.00	1.00	0.81	0.61	1.00	1.00	0.82	0.61		
Delta T	24	23	20	16	24	23	20	16	24	23	20	16	24	23	20	16	22	23	20	16	21	21	19	15		
KW	1.10	1.12	1.16	1.20	1.19	1.21	1.25	1.30	1.26	1.29	1.34	1.38	1.33	1.37	1.41	1.46	1.39	1.43	1.48	1.53	1.44	1.48	1.53	1.58		
AMPS	4.5	4.6	4.7	4.9	4.8	4.9	5.1	5.3	5.2	5.3	5.5	5.7	5.6	5.7	5.9	6.1	5.9	6.1	6.3	6.5	6.3	6.4	6.6	6.9		
HIPR	228	245	248	254	258	277	281	287	293	315	319	326	334	359	364	372	375	404	409	418	420	452	458	468		
LOPR	122	125	137	146	125	129	141	150	129	133	146	155	133	137	150	159	135	140	153	162	139	143	156	166		
85	MBh	17.0	17.3	18.1	19.3	16.6	16.9	17.7	18.9	16.2	16.5	17.3	18.4	15.8	16.1	16.9	18.0	15.0	15.3	16.0	17.1	13.9	14.2	14.8	15.8	
	ST	0.90	0.87	0.78	0.64	0.93	0.90	0.81	0.66	0.96	0.92	0.83	0.88	0.99	0.95	0.86	0.70	1.00	0.99	0.89	0.72	1.00	1.00	0.90	0.73	
	Delta T	27	26	25	22	27	27	25	22	27	27	25	22	27	27	25	22	26	26	25	22	24	25	23	20	
	KW	1.08	1.10	1.14	1.18	1.17	1.19	1.23	1.27	1.24	1.27	1.31	1.36	1.31	1.34	1.39	1.44	1.37	1.40	1.45	1.50	1.42	1.45	1.50	1.56	
	AMPS	4.4	4.5	4.6	4.8	4.7	4.8	5.0	5.2	5.1	5.3	5.4	5.6	5.5	5.6	5.8	6.0	5.8	6.0	6.2	6.4	6.2	6.3	6.5	6.8	
	HIPR	223	240	244	249	252	271	275	281	287	309	313	320	327	352	357	364	368	396	401	410	412	443	449	459	
	LOPR	119	123	134	143	123	127	138	147	127	131	143	152	130	134	147	156	133	137	150	159	136	140	153	163	
	MBh	18.4	18.8	19.6	21.0	18.0	18.3	19.2	20.5	17.5	17.9	18.7	20.0	17.1	17.4	18.3	19.5	16.3	16.6	17.4	18.5	15.1	15.4	16.1	17.2	
	ST	0.93	0.90	0.81	0.66	0.97	0.93	0.84	0.68	0.99	0.96	0.86	0.70	1.00	0.99	0.89	0.72	1.00	1.00	0.93	0.75	1.00	1.00	0.93	0.76	
	Delta T	26	26	24	21	27	26	25	21	27	26	25	21	26	26	25	22	25	25	25	21	23	24	23	20	
KW	1.09	1.11	1.15	1.19	1.18	1.20	1.24	1.29	1.25	1.28	1.33	1.37	1.32	1.35	1.40	1.45	1.38	1.41	1.46	1.51	1.43	1.47	1.52	1.57		
AMPS	4.4	4.5	4.7	4.8	4.8	4.9	5.0	5.2	5.2	5.3	5.5	5.7	5.5	5.7	5.8	6.1	5.9	6.0	6.2	6.4	6.2	6.4	6.6	6.8		
HIPR	226	243	246	251	255	274	278	284	290	312	316	323	330	355	360	368	372	400	405	414	416	447	454	464		
LOPR	120	124	136	144	124	128	140	149	128	132	144	154	132	136	148	158	134	138	151	161	137	142	155	165		
MBh	19.0	19.3	20.2	21.6	18.5	18.9	19.8	21.1	18.1	18.4	19.3	20.6	17.6	18.0	18.8	20.1	16.8	17.1	17.9	19.1	15.5	15.8	16.6	17.7		
ST	0.98	0.94	0.85	0.69	1.00	0.98	0.88	0.72	1.00	1.00	0.91	0.73	1.00	1.00	0.93	0.76	1.00	1.00	0.97	0.79	1.00	1.00	0.98	0.79		
Delta T	25	27	25	23	20	25	25	24	21	24	24	21	24	24	24	21	24	23	23	24	21	22	22	19		
KW	1.10	1.12	1.16	1.20	1.19	1.21	1.25	1.30	1.26	1.29	1.34	1.38	1.33	1.37	1.41	1.46	1.39	1.43	1.48	1.53	1.44	1.48	1.53	1.58		
AMPS	4.5	4.6	4.7	4.9	4.8	4.9	5.1	5.3	5.2	5.3	5.5	5.7	5.6	5.7	5.9	6.1	5.9	6.1	6.3	6.5	6.3	6.4	6.6	6.9		
HIPR	228	245	248	254	258	277	281	287	293	315	319	326	334	359	364	372	375	404	409	418	420	452	458	468		
LOPR	122	125	137	146	125	129	141	150	129	133	146	155	133	137	150	159	135	140	153	162	139	143	156	166		

* Entering Indoor Dry Bulb Temperature
 High and low pressures are measured at the liquid and suction service valves.
 NOTE: Shaded area is AHRI Rating Conditions
 KW=Total system power
 AMPS=outdoor unit amps (comp.+fan)

PERFORMANCE DATA

ASXC160241B*-LOW STAGE

EXPANDED PERFORMANCE DATA

LOW STAGE

MODEL: *SXC160241B* / CA*F3636*6**+TXV+MBVC1200*-1*

IDB* Airflow	Outdoor Ambient Temperature												75	85												95	105												115																																																																																																																																																																																																																																																																																																																																																																																																																																																																																																																																																																																																																																																																																																																																																																																																																																																																																																																																																																																																																																																																															
	Entering Indoor Wet Bulb Temperature													Entering Indoor Wet Bulb Temperature																																																																																																																																																																																																																																																																																																																																																																																																																																																																																																																																																																																																																																																																																																																																																																																																																																																																																																																																																																																																																																																																																																								
	59	63	67	71	59	63	67	71	59	63	67	71		59	63	67	71	59	63	67	71	59	63	67	71																																																																																																																																																																																																																																																																																																																																																																																																																																																																																																																																																																																																																																																																																																																																																																																																																																																																																																																																																																																																																																																																																													
70	473	MBh	15.5	16.0	17.6	-	15.1	15.6	17.1	-	14.7	15.3	16.7	-	14.4	14.9	16.3	-	13.7	14.2	15.5	-	12.7	13.1	14.4	-	ST	0.66	0.55	0.38	-	0.68	0.57	0.39	-	0.70	0.58	0.40	-	0.72	0.60	0.42	-	0.75	0.62	0.43	-	0.75	0.63	0.44	-	Delta T	20	17	13	-	20	17	13	-	20	17	13	-	20	17	13	-	20	17	13	-	20	17	13	-	19	16	12	-	KW	1.03	1.05	1.08	-	1.11	1.13	1.17	-	1.18	1.21	1.25	-	1.24	1.27	1.31	-	1.30	1.32	1.37	-	1.34	1.37	1.42	-	AMPS	4.1	4.2	4.3	-	4.4	4.5	4.6	-	4.8	4.9	5.0	-	5.1	5.2	5.4	-	5.4	5.5	5.7	-	5.7	5.8	6.0	-	Hi PR	194	209	220	-	218	234	247	-	248	266	281	-	282	303	320	-	317	341	360	-	350	377	398	-	LO PR	98	105	114	-	104	111	121	-	108	115	125	-	113	121	132	-	119	126	138	-	123	131	143	-	540	MBh	16.7	17.4	19.0	-	16.4	17.0	18.6	-	16.0	16.5	18.1	-	15.6	16.1	17.7	-	14.8	15.3	16.8	-	13.7	14.2	15.6	-	ST	0.68	0.57	0.39	-	0.70	0.59	0.41	-	0.72	0.60	0.42	-	0.75	0.62	0.43	-	0.77	0.65	0.45	-	0.78	0.65	0.45	-	Delta T	19	17	13	-	20	17	13	-	20	17	13	-	20	17	13	-	20	17	13	-	18	16	12	-	KW	1.05	1.08	1.11	-	1.14	1.16	1.20	-	1.21	1.24	1.28	-	1.27	1.30	1.35	-	1.33	1.36	1.41	-	1.38	1.41	1.46	-	AMPS	4.2	4.3	4.4	-	4.5	4.6	4.8	-	4.9	5.0	5.2	-	5.2	5.3	5.5	-	5.5	5.7	5.8	-	5.8	6.0	6.2	-	Hi PR	200	215	227	-	224	241	255	-	255	275	290	-	291	313	330	-	327	352	372	-	361	389	411	-	LO PR	101	108	118	-	107	114	124	-	111	118	129	-	117	124	136	-	123	130	142	-	127	135	147	-	608	MBh	17.2	17.9	19.6	-	16.8	17.5	19.1	-	16.4	17.0	18.7	-	16.0	16.6	18.2	-	15.2	15.8	17.3	-	14.1	14.6	16.0	-	ST	0.71	0.60	0.41	-	0.74	0.62	0.43	-	0.76	0.63	0.44	-	0.78	0.65	0.45	-	0.81	0.68	0.47	-	0.82	0.68	0.47	-	Delta T	19	16	12	-	19	16	12	-	19	16	12	-	19	16	12	-	19	16	12	-	17	15	11	-	KW	1.06	1.09	1.12	-	1.15	1.17	1.21	-	1.22	1.25	1.29	-	1.29	1.31	1.36	-	1.34	1.37	1.42	-	1.39	1.42	1.47	-	AMPS	4.2	4.3	4.5	-	4.6	4.7	4.8	-	4.9	5.0	5.2	-	5.3	5.4	5.5	-	5.6	5.7	5.9	-	5.9	6.0	6.2	-	Hi PR	202	217	229	-	227	244	258	-	258	277	293	-	294	316	334	-	330	355	375	-	365	393	415	-	LO PR	102	109	119	-	108	115	126	-	112	120	131	-	118	126	137	-	124	132	144	-	128	136	149	-	75	473	MBh	15.7	16.2	17.5	18.8	15.4	15.8	17.1	18.4	15.0	15.4	16.7	17.9	14.6	15.1	16.3	17.5	13.9	14.3	15.5	16.6	12.9	13.2	14.3	15.4	ST	0.75	0.67	0.50	0.32	0.77	0.69	0.52	0.34	0.79	0.71	0.54	0.36	0.82	0.73	0.55	0.36	0.85	0.76	0.57	0.37	0.86	0.77	0.58	0.37	Delta T	23	21	17	12	23	21	17	12	23	21	17	12	23	21	18	12	23	21	17	12	21	17	12	21	20	16	11	KW	1.04	1.06	1.09	1.13	1.12	1.14	1.18	1.22	1.19	1.22	1.26	1.30	1.25	1.28	1.32	1.37	1.31	1.34	1.38	1.43	1.35	1.38	1.43	1.48	1.48	AMPS	4.1	4.2	4.4	4.5	4.4	4.5	4.7	4.9	4.8	4.9	5.1	5.3	5.1	5.2	5.4	5.6	5.4	5.6	5.7	5.9	5.7	5.9	6.1	6.3	6.3	Hi PR	196	211	223	232	220	237	250	261	250	269	284	296	285	306	324	338	320	345	364	380	354	381	402	420	420	LO PR	99	106	115	123	105	112	122	130	109	116	127	135	115	122	133	142	120	128	139	149	124	132	144	154	154	540	MBh	17.0	17.5	19.0	20.4	16.6	17.1	18.5	19.9	16.2	16.7	18.1	19.4	15.8	16.3	17.7	18.9	15.0	15.5	16.8	18.0	13.9	14.4	15.5	16.7	ST	0.77	0.69	0.52	0.34	0.80	0.72	0.54	0.35	0.82	0.73	0.56	0.36	0.85	0.76	0.57	0.37	0.88	0.79	0.60	0.38	0.89	0.79	0.60	0.39	Delta T	22	21	17	12	23	21	17	12	23	21	17	12	23	21	17	12	23	21	17	12	21	19	16	11	11	KW	1.06	1.09	1.12	1.16	1.15	1.17	1.21	1.25	1.22	1.25	1.29	1.33	1.23	1.31	1.36	1.40	1.34	1.37	1.42	1.47	1.39	1.42	1.47	1.52	1.52	AMPS	4.2	4.3	4.5	4.6	4.6	4.7	4.8	5.0	4.9	5.0	5.2	5.4	5.3	5.4	5.6	5.8	5.6	5.7	5.9	6.1	5.9	6.0	6.2	6.5	6.5	Hi PR	202	219	230	239	227	244	258	269	258	277	293	306	294	316	334	348	330	355	375	391	365	393	415	433	433	LO PR	102	109	119	127	108	115	126	134	112	120	131	139	118	126	137	146	124	132	144	153	128	136	149	158	158	608	MBh	17.5	18.1	19.5	21.0	17.1	17.6	19.1	20.5	16.7	17.2	18.6	20.0	16.3	16.8	18.2	19.5	15.5	16.0	17.3	18.5	14.4	14.8	16.0	17.2	ST	0.81	0.73	0.55	0.35	0.84	0.75	0.57	0.37	0.86	0.77	0.58	0.38	0.89	0.80	0.60	0.39	0.92	0.83	0.62	0.40	0.93	0.83	0.63	0.41	Delta T	22	20	16	11	22	20	16	11	22	20	16	11	22	20	17	11	22	20	16	11	20	19	15	11	11	KW	1.07	1.09	1.13	1.17	1.16	1.18	1.22	1.26	1.23	1.26	1.30	1.34	1.30	1.33	1.37	1.42	1.35	1.38	1.43	1.48	1.40	1.43	1.48	1.53	1.53	AMPS	4.3	4.4	4.5	4.7	4.6	4.7	4.9	5.0	5.0	5.1	5.3	5.4	5.3	5.4	5.6	5.8	5.6	5.8	5.9	6.2	5.9	6.1	6.3	6.5	6.5	Hi PR	204	220	232	242	229	246	260	271	260	280	296	309	297	319	337	351	334	359	379	395	369	397	419	437	437	LO PR	103	110	120	128	109	116	127	135	114	121	132	141	119	127	139	148	125	133	145	155	129	138	150	160	160

KW=Total system power
AMPS=outdoor unit amps (comp.+fan)

NOTE: Shaded area is ACCA (TVA) conditions
High and low pressures are measured at the liquid and suction service valves.

* Entering Indoor Dry Bulb Temperature
High and low pressures are measured at the liquid and suction service valves.

PERFORMANCE DATA

ASXC160241B*-LOW STAGE

LOW STAGE

EXPANDED PERFORMANCE DATA

COOLING OPERATION

MODEL: *SXC160241B* / CA*F3636** +TXV+MBVC1200** -1*

IDB*	Airflow	Outdoor Ambient Temperature																								
		65				75				85				95				105				115				
		59	63	67	71	59	63	67	71	59	63	67	71	59	63	67	71	59	63	67	71	59	63	67	71	
80	473	MBh	16.0	16.3	17.5	18.7	15.6	16.0	17.1	18.2	15.3	15.6	16.7	17.8	14.9	15.2	16.2	17.4	14.1	14.4	15.4	16.5	13.1	13.4	14.3	15.3
		ST	0.82	0.77	0.62	0.47	0.85	0.79	0.65	0.48	0.87	0.81	0.66	0.50	0.90	0.84	0.68	0.51	0.93	0.87	0.71	0.53	0.94	0.88	0.72	0.54
		Delta T	25	24	21	17	26	25	21	17	26	25	21	17	26	25	21	17	26	25	21	17	24	23	20	16
		KW	1.05	1.07	1.10	1.14	1.13	1.15	1.19	1.23	1.20	1.23	1.27	1.31	1.26	1.29	1.33	1.38	1.32	1.35	1.39	1.44	1.36	1.40	1.44	1.49
		AMPS	4.2	4.3	4.4	4.5	4.5	4.6	4.7	4.9	4.8	5.0	5.1	5.3	5.2	5.3	5.5	5.6	5.5	5.6	5.8	6.0	5.8	5.9	6.1	6.3
		HIPR	198	213	225	235	222	239	252	263	253	272	287	299	288	310	327	341	324	348	368	384	358	385	406	424
		LO PR	100	107	117	124	106	113	123	131	110	117	128	136	116	123	134	143	121	129	141	150	125	133	146	155
		MBh	17.3	17.7	18.9	20.2	16.9	17.3	18.5	19.8	16.5	16.9	18.0	19.3	16.1	16.5	17.6	18.8	15.3	15.6	16.7	17.9	14.2	14.5	15.5	16.6
		ST	0.85	0.80	0.65	0.48	0.88	0.82	0.67	0.50	0.90	0.85	0.69	0.51	0.93	0.87	0.71	0.53	0.97	0.91	0.74	0.56	0.97	0.91	0.74	0.56
		Delta T	25	24	21	17	25	24	21	17	25	24	21	17	26	24	21	17	25	24	21	17	24	23	20	16
KW	1.07	1.09	1.13	1.17	1.16	1.18	1.22	1.26	1.23	1.26	1.30	1.34	1.30	1.33	1.37	1.42	1.35	1.38	1.43	1.48	1.40	1.43	1.48	1.53		
AMPS	4.3	4.4	4.5	4.7	4.6	4.7	4.9	5.0	5.0	5.1	5.3	5.4	5.3	5.4	5.6	5.8	5.6	5.8	6.0	6.2	5.9	6.1	6.3	6.5		
HIPR	204	220	232	242	229	246	260	271	260	280	296	309	297	319	337	351	334	359	379	395	369	397	419	437		
LO PR	103	110	120	128	109	116	127	135	114	121	132	141	119	127	139	148	125	133	145	155	129	138	150	160		
MBh	17.9	18.2	19.5	20.8	17.4	17.8	19.0	20.3	17.0	17.4	18.6	19.9	16.6	17.0	18.1	19.4	15.8	16.1	17.2	18.4	14.6	14.9	16.0	17.1		
ST	0.89	0.83	0.68	0.51	0.92	0.86	0.70	0.53	0.94	0.89	0.72	0.54	1.00	0.91	0.74	0.56	1.00	0.95	0.77	0.58	1.00	0.96	0.78	0.58		
Delta T	24	23	20	16	24	23	20	16	24	23	20	16	25	23	20	16	24	23	20	16	22	22	19	15		
KW	1.08	1.10	1.14	1.18	1.17	1.19	1.23	1.27	1.24	1.27	1.31	1.36	1.31	1.34	1.38	1.43	1.36	1.39	1.44	1.49	1.41	1.44	1.49	1.55		
AMPS	4.3	4.4	4.5	4.7	4.6	4.7	4.9	5.1	5.0	5.1	5.3	5.5	5.4	5.5	5.6	5.9	5.7	5.8	6.0	6.2	6.0	6.1	6.3	6.6		
HIPR	206	222	234	244	231	249	263	274	263	283	299	312	300	322	340	355	337	363	383	399	372	401	423	441		
LO PR	104	111	121	129	110	117	128	137	115	122	133	142	121	128	140	149	126	134	147	156	131	139	152	162		

86	473	MBh	16.3	16.6	17.4	18.5	15.9	16.2	17.0	18.1	15.5	15.8	16.6	17.7	15.1	15.4	16.2	17.2	14.4	14.7	15.4	16.4	13.3	13.6	14.2	15.2	
		ST	0.86	0.83	0.75	0.61	0.89	0.86	0.77	0.63	0.91	0.88	0.79	0.64	0.94	0.91	0.82	0.66	0.98	0.94	0.85	0.69	0.98	0.95	0.86	0.70	
		Delta T	27	27	25	22	27	27	26	22	28	27	26	22	28	27	26	22	26	27	27	25	22	26	25	24	21
		KW	1.05	1.08	1.11	1.15	1.14	1.16	1.20	1.24	1.21	1.24	1.28	1.32	1.27	1.30	1.35	1.39	1.33	1.36	1.40	1.45	1.38	1.41	1.46	1.51	
		AMPS	4.2	4.3	4.4	4.6	4.5	4.6	4.8	4.9	4.9	5.0	5.2	5.3	5.2	5.3	5.5	5.7	5.5	5.7	5.8	6.1	5.8	6.0	6.2	6.4	
		HIPR	200	215	227	237	224	241	255	266	255	275	290	302	291	313	330	344	327	352	371	387	361	389	410	428	
		LO PR	101	108	118	125	107	114	124	132	111	118	129	138	117	124	136	145	123	130	142	152	127	135	147	157	
		MBh	17.6	18.0	18.8	20.1	17.2	17.6	18.4	19.6	16.8	17.1	17.9	19.1	16.4	16.7	17.5	18.7	15.6	15.9	16.6	17.7	14.4	14.7	15.4	16.4	
		ST	0.89	0.86	0.77	0.63	0.92	0.89	0.80	0.65	0.94	0.91	0.82	0.67	0.98	0.94	0.85	0.69	1.00	0.98	0.88	0.72	1.00	0.98	0.89	0.72	
		Delta T	27	26	25	21	27	27	25	22	27	27	25	22	27	27	25	22	27	26	25	22	25	25	23	20	
KW	1.08	1.10	1.14	1.18	1.17	1.19	1.23	1.27	1.24	1.27	1.31	1.36	1.31	1.34	1.38	1.43	1.36	1.39	1.44	1.49	1.41	1.44	1.49	1.55			
AMPS	4.3	4.4	4.5	4.7	4.6	4.7	4.9	5.1	5.0	5.1	5.3	5.5	5.4	5.5	5.6	5.9	5.7	5.8	6.0	6.2	6.0	6.1	6.3	6.6			
HIPR	206	222	234	244	231	249	263	274	263	283	299	312	300	322	340	355	337	363	383	399	372	401	423	441			
LO PR	104	111	121	129	110	117	128	137	115	122	133	142	121	128	140	149	126	134	147	156	131	139	152	162			
MBh	18.2	18.5	19.4	20.7	17.7	18.1	18.9	20.2	17.3	17.7	18.5	19.7	16.9	17.2	18.0	19.2	16.1	16.4	17.1	18.3	14.9	15.2	15.9	16.9			
ST	0.93	0.90	0.81	0.66	0.97	0.93	0.84	0.68	0.99	0.96	0.86	0.70	1.00	0.99	0.89	0.72	1.00	1.00	0.92	0.75	1.00	1.00	0.93	0.76			
Delta T	25	26	25	21	26	26	24	21	26	26	24	21	26	26	24	21	24	25	24	21	23	23	22	19			
KW	1.09	1.11	1.15	1.19	1.18	1.20	1.24	1.28	1.25	1.28	1.32	1.37	1.32	1.35	1.39	1.44	1.38	1.41	1.45	1.50	1.42	1.46	1.51	1.56			
AMPS	4.4	4.4	4.6	4.7	4.7	4.8	4.9	5.1	5.1	5.2	5.3	5.5	5.4	5.5	5.7	5.9	5.7	5.9	6.1	6.3	6.1	6.2	6.4	6.6			
HIPR	208	224	237	247	234	251	265	277	266	286	302	315	303	326	344	359	340	366	387	403	376	405	427	446			
LO PR	106	112	123	131	112	119	130	138	116	123	135	143	122	130	141	151	128	136	148	158	132	140	153	163			

* Entering Indoor Dry Bulb Temperature

NOTE: Shaded area is ACCA (TVA) conditions

High and low pressures are measured at the liquid and suction service valves.

KW=Total system power

AMPS=Outdoor unit amps (comp.+fan)

PERFORMANCE DATA

ASXC160361A*-LOW STAGE

EXPANDED PERFORMANCE DATA **COOLING OPERATION**
MODEL: *SXC160361A* / CA*F3743*6 + TXV / MBVC1600**-1****, Design Subcooling @ AHRI 95°F Conditions, 5° - 7°F @ the Serv. Vlv.

IDB* Airflow	Outdoor Ambient Temperature																								
	65			75			85			105			115												
	59	63	67	71	59	63	67	71	59	63	67	71	59	63	67	71									
70	Entering Indoor Wet Bulb Temperature																								
	MBh	22.3	23.1	25.3	-	21.8	22.6	24.8	-	21.3	22.1	24.2	-	20.8	21.5	23.6	-	19.7	20.4	22.4	-	18.3	18.9	20.8	-
	ST	0.66	0.55	0.38	-	0.68	0.57	0.39	-	0.70	0.58	0.40	-	0.72	0.60	0.42	-	0.75	0.63	0.43	-	0.76	0.63	0.44	-
	Delta T	19	17	13	-	20	17	13	-	20	17	13	-	20	17	13	-	20	17	13	-	18	16	12	-
	KW	1.47	1.51	1.55	-	1.59	1.62	1.67	-	1.69	1.73	1.78	-	1.78	1.82	1.88	-	1.85	1.89	1.96	-	1.92	1.96	2.03	-
	AMPS	5.7	5.9	6.0	-	6.2	6.3	6.5	-	6.7	6.8	7.1	-	7.1	7.3	7.5	-	7.6	7.8	8.0	-	8.0	8.2	8.5	-
	HIPR	216	232	235	-	244	262	266	-	277	298	303	-	316	340	345	-	341	367	372	-	404	435	441	-
	LO PR	117	121	132	-	120	124	136	-	125	128	140	-	128	132	144	-	130	134	147	-	134	138	150	-
	MBh	24.2	25.1	27.5	-	23.6	24.5	26.8	-	23.1	23.9	26.2	-	22.5	23.3	25.5	-	21.4	22.2	24.3	-	19.8	20.5	22.5	-
	ST	0.68	0.57	0.40	-	0.71	0.59	0.41	-	0.73	0.61	0.42	-	0.75	0.63	0.43	-	0.78	0.65	0.45	-	0.78	0.65	0.45	-
Delta T	19	16	12	-	19	17	13	-	19	17	13	-	19	17	13	-	19	17	13	-	18	15	12	-	
KW	1.49	1.52	1.57	-	1.60	1.64	1.69	-	1.70	1.74	1.80	-	1.79	1.83	1.89	-	1.87	1.91	1.97	-	1.93	1.98	2.04	-	
AMPS	5.8	5.9	6.1	-	6.2	6.4	6.6	-	6.7	6.9	7.1	-	7.2	7.4	7.6	-	7.6	7.8	8.1	-	8.1	8.3	8.5	-	
HIPR	218	234	238	-	246	265	269	-	280	301	306	-	319	343	348	-	345	371	376	-	409	439	446	-	
LO PR	118	122	133	-	122	125	137	-	126	130	142	-	129	133	145	-	132	136	148	-	135	139	152	-	
MBh	24.9	25.8	28.3	-	24.3	25.2	27.6	-	23.8	24.6	27.0	-	23.2	24.0	26.3	-	22.0	22.8	25.0	-	20.4	21.1	23.2	-	
ST	0.72	0.60	0.41	-	0.74	0.62	0.43	-	0.76	0.64	0.44	-	0.79	0.66	0.45	-	0.82	0.68	0.47	-	0.82	0.69	0.48	-	
Delta T	18	16	12	-	18	16	12	-	18	16	12	-	19	16	12	-	18	16	12	-	17	15	11	-	
KW	1.50	1.53	1.58	-	1.61	1.65	1.70	-	1.72	1.75	1.81	-	1.81	1.85	1.91	-	1.88	1.93	1.99	-	1.95	2.00	2.06	-	
AMPS	5.8	6.0	6.2	-	6.3	6.4	6.6	-	6.8	7.0	7.2	-	7.3	7.4	7.7	-	7.7	7.9	8.1	-	8.2	8.3	8.6	-	
HIPR	220	237	240	-	249	268	271	-	283	304	309	-	322	347	352	-	348	374	380	-	413	444	450	-	
LO PR	119	123	134	-	123	127	138	-	127	131	143	-	130	135	147	-	133	137	150	-	136	141	153	-	

IDB* Airflow	Outdoor Ambient Temperature																								
	65			75			85			105			115												
	59	63	67	71	59	63	67	71	59	63	67	71	59	63	67	71									
75	Entering Indoor Wet Bulb Temperature																								
	MBh	22.7	23.4	25.3	27.2	22.2	22.8	24.7	26.5	21.6	22.3	24.1	25.9	21.1	21.7	23.5	25.3	20.1	20.7	22.4	24.0	18.6	19.1	20.7	22.2
	ST	0.75	0.67	0.51	0.33	0.78	0.69	0.53	0.34	0.80	0.71	0.54	0.36	0.82	0.73	0.56	0.36	0.85	0.76	0.58	0.37	0.86	0.77	0.58	0.37
	Delta T	22	21	17	12	23	21	17	12	23	21	17	12	23	21	17	12	23	21	17	12	21	19	16	11
	KW	1.47	1.51	1.55	1.60	1.59	1.62	1.67	1.73	1.69	1.73	1.78	1.84	1.78	1.82	1.88	1.94	1.85	1.89	1.96	2.02	1.92	1.96	2.03	2.10
	AMPS	5.7	5.9	6.0	6.3	6.2	6.3	6.5	6.8	6.7	6.8	7.1	7.3	7.1	7.3	7.5	7.8	7.6	7.8	8.0	8.3	8.0	8.2	8.5	8.8
	HIPR	216	232	235	241	244	262	266	272	277	298	303	309	316	340	345	352	341	367	372	380	404	435	441	451
	LO PR	117	121	132	140	120	124	136	144	125	128	140	149	128	132	144	153	130	134	147	156	134	138	150	160
	MBh	24.6	25.3	27.4	29.4	24.0	24.7	26.8	28.7	23.5	24.1	26.1	28.0	22.9	23.6	25.5	27.4	21.7	22.4	24.2	26.0	20.1	20.7	22.4	24.1
	ST	0.78	0.69	0.53	0.34	0.80	0.72	0.54	0.35	0.83	0.74	0.56	0.36	0.85	0.76	0.58	0.37	0.88	0.79	0.60	0.38	0.89	0.80	0.60	0.39
Delta T	22	20	17	11	22	20	17	12	22	20	17	12	22	21	17	12	22	20	17	12	21	19	16	11	
KW	1.49	1.52	1.57	1.62	1.60	1.64	1.69	1.74	1.70	1.74	1.80	1.86	1.79	1.83	1.89	1.96	1.87	1.91	1.97	2.04	1.93	1.98	2.04	2.11	
AMPS	5.8	5.9	6.1	6.3	6.2	6.4	6.6	6.8	6.7	6.9	7.1	7.4	7.2	7.4	7.6	7.9	7.6	7.8	8.1	8.4	8.1	8.3	8.5	8.9	
HIPR	218	234	238	243	246	265	269	275	280	301	306	312	319	343	348	356	345	371	376	384	409	439	446	455	
LO PR	118	122	133	142	122	125	137	146	126	130	142	151	129	133	145	155	132	136	148	158	135	139	152	162	
MBh	25.3	26.1	28.2	30.3	24.7	25.5	27.6	29.6	24.2	24.9	26.9	28.9	23.6	24.3	26.3	28.2	22.4	23.0	24.9	26.8	20.7	21.4	23.1	24.8	
ST	0.81	0.73	0.55	0.35	0.84	0.75	0.57	0.37	0.87	0.77	0.59	0.38	0.89	0.80	0.60	0.39	0.93	0.83	0.63	0.40	0.93	0.84	0.63	0.41	
Delta T	21	19	16	11	21	20	16	11	21	20	16	11	21	20	16	11	21	19	16	11	20	18	15	10	
KW	1.50	1.53	1.58	1.63	1.61	1.65	1.70	1.76	1.72	1.75	1.81	1.87	1.81	1.85	1.91	1.97	1.88	1.93	1.99	2.06	1.95	2.00	2.06	2.13	
AMPS	5.8	6.0	6.2	6.4	6.3	6.4	6.6	6.9	6.8	7.0	7.2	7.4	7.3	7.4	7.7	7.9	7.7	7.9	8.1	8.4	8.2	8.3	8.6	8.9	
HIPR	220	237	240	245	249	268	271	277	283	304	309	315	322	347	352	359	348	374	380	388	413	444	450	460	
LO PR	119	123	134	143	123	127	138	147	127	131	143	152	130	135	147	156	133	137	150	160	136	141	153	163	

* Entering Indoor Dry Bulb Temperature
 High and low pressures are measured at the liquid and suction service valves.
 NOTE: Shaded area is ACCA (TVA) conditions
 KW=Total system power
 AMPS=Outdoor unit amps (comp.+fan)

PERFORMANCE DATA

ASXC160361A*-LOW STAGE

EXPANDED PERFORMANCE DATA

COOLING OPERATION

MODEL: *SXC160361A* / CA*F3743*6** + TXV / MBVC1600**-1**, Design Subcooling @ AHRI 95°F Conditions, 5° - 7°F @ the Serv. Vlv.

IDB*	Airflow	65												75												85												95												105												115																																																																																																																																																																																																																																																																																																																																																																																																																																										
		59				63				67				71				59				63				67				71				59				63				67				71				59				63				67				71																																																																																																																																																																																																																																																																																																																																																																																																																																										
		Entering Indoor Wet Bulb Temperature												Entering Indoor Wet Bulb Temperature												Entering Indoor Wet Bulb Temperature												Entering Indoor Wet Bulb Temperature												Entering Indoor Wet Bulb Temperature												Entering Indoor Wet Bulb Temperature																																																																																																																																																																																																																																																																																																																																																																																																																																										
80	696	MBh	23.1	23.6	25.2	27.0	22.6	23.1	24.6	26.3	22.0	22.5	24.1	25.7	21.5	22.0	23.5	25.1	20.4	20.9	22.3	23.8	18.9	19.3	20.6	22.1	0.82	0.77	0.63	0.47	0.85	0.80	0.65	0.49	0.87	0.82	0.67	0.50	0.90	0.84	0.69	0.51	0.93	0.88	0.71	0.53	0.94	0.88	0.72	0.54	25	24	21	17	25	24	21	17	25	24	21	17	26	25	21	17	25	24	21	17	25	24	21	17	24	23	20	16	1.47	1.51	1.55	1.60	1.59	1.62	1.67	1.73	1.69	1.73	1.78	1.84	1.78	1.82	1.88	1.94	1.85	1.89	1.96	2.02	1.92	1.96	2.03	2.10	5.7	5.9	6.0	6.3	6.2	6.3	6.5	6.8	6.7	6.8	7.1	7.3	7.1	7.3	7.1	7.3	7.5	7.8	7.6	7.8	8.0	8.3	8.0	8.2	8.5	8.8	216	232	235	241	244	262	266	272	277	298	303	309	316	340	345	352	341	367	372	380	404	435	441	451	117	121	132	140	120	124	136	144	125	128	140	149	128	132	144	153	130	134	147	156	134	138	150	160	25.0	25.6	27.3	29.2	24.4	25.0	26.7	28.5	23.9	24.4	26.1	27.9	23.3	23.8	25.4	27.2	22.1	22.6	24.1	25.8	20.5	20.9	22.4	23.9	0.85	0.80	0.65	0.49	0.88	0.83	0.67	0.50	0.90	0.85	0.69	0.52	0.93	0.88	0.71	0.53	0.97	0.91	0.74	0.55	0.98	0.92	0.75	0.56	24	23	20	16	25	24	21	17	25	24	21	17	25	24	21	17	25	24	21	16	23	22	19	15	5.8	5.9	6.1	6.3	6.2	6.4	6.6	6.8	6.7	6.9	7.1	7.4	7.2	7.4	7.6	7.9	7.6	7.8	8.1	8.4	8.1	8.3	8.5	8.9	218	234	238	243	246	265	269	275	280	301	306	312	319	343	348	356	345	371	376	384	409	439	446	455	118	122	133	142	122	125	137	146	126	130	142	151	129	133	145	155	132	136	148	158	135	139	152	162	25.8	26.3	28.1	30.1	25.2	25.7	27.5	29.4	24.6	25.1	26.8	28.7	24.0	24.5	26.2	28.0	22.8	23.3	24.9	26.6	21.1	21.6	23.0	24.6	0.89	0.84	0.68	0.51	0.93	0.87	0.71	0.53	0.95	0.89	0.72	0.54	1.00	0.92	0.75	0.56	1.00	0.95	0.78	0.58	1.00	0.96	0.78	0.58	23	22	20	16	24	23	20	16	24	23	20	16	24	23	20	16	24	23	20	16	21	21	18	15	1.50	1.53	1.58	1.63	1.61	1.65	1.70	1.76	1.72	1.75	1.81	1.87	1.81	1.85	1.91	1.97	1.88	1.93	1.99	2.06	1.95	2.00	2.06	2.13	5.8	6.0	6.2	6.4	6.3	6.4	6.6	6.9	6.8	7.0	7.2	7.4	7.3	7.4	7.7	7.9	7.7	7.9	8.1	8.4	8.2	8.3	8.6	8.9	220	237	240	245	249	268	271	277	283	304	309	315	322	347	352	359	348	374	380	388	413	444	450	460	119	123	134	143	123	127	138	147	127	131	143	152	130	135	147	156	133	137	150	160	136	141	153	163

85	696	MBh	23.5	24.0	25.1	26.8	23.0	23.4	24.5	26.2	22.4	22.8	23.9	25.5	21.9	22.3	23.3	24.9	20.8	21.2	22.2	23.7	19.2	19.6	20.5	21.9	0.86	0.83	0.75	0.61	0.89	0.86	0.78	0.63	0.91	0.88	0.80	0.65	0.94	0.91	0.82	0.67	0.98	0.95	0.85	0.69	0.99	0.95	0.86	0.70	27	26	25	22	27	27	25	22	27	27	25	22	27	27	25	22	27	26	25	22	27	25	23	20	1.47	1.51	1.55	1.60	1.59	1.62	1.67	1.73	1.69	1.73	1.78	1.84	1.78	1.82	1.88	1.94	1.85	1.89	1.96	2.02	1.92	1.96	2.03	2.10	5.7	5.9	6.0	6.3	6.2	6.3	6.5	6.8	6.7	6.8	7.1	7.3	7.1	7.3	7.1	7.3	7.5	7.8	7.6	7.8	8.0	8.3	8.0	8.2	8.5	8.8	216	232	235	241	244	262	266	272	277	298	303	309	316	340	345	352	341	367	372	380	404	435	441	451	117	121	132	140	120	124	136	144	125	128	140	149	128	132	144	153	130	134	147	156	134	138	150	160	25.5	26.0	27.2	29.0	24.9	25.4	26.6	28.3	24.3	24.8	25.9	27.7	23.7	24.2	25.3	27.0	22.5	22.9	24.0	25.6	20.8	21.3	22.3	23.7	0.89	0.86	0.78	0.63	0.93	0.89	0.81	0.65	0.95	0.92	0.83	0.67	0.98	0.94	0.85	0.69	1.00	0.98	0.89	0.72	1.00	0.99	0.89	0.72	26	26	24	21	26	26	25	21	26	26	25	21	27	26	25	21	26	26	26	24	24	24	23	20	5.8	5.9	6.1	6.3	6.2	6.4	6.6	6.8	6.7	6.9	7.1	7.4	7.2	7.4	7.6	7.9	7.6	7.8	8.1	8.4	8.1	8.3	8.5	8.9	218	234	238	243	246	265	269	275	280	301	306	312	319	343	348	356	345	371	376	384	409	439	446	455	118	122	133	142	122	125	137	146	126	130	142	151	129	133	145	155	132	136	148	158	135	139	152	162	26.2	26.7	28.0	29.9	25.6	26.1	27.4	29.2	25.0	25.5	26.7	28.5	24.4	24.9	26.1	27.8	23.2	23.6	24.8	26.4	21.5	21.9	22.9	24.5	0.94	0.90	0.82	0.66	0.97	0.94	0.84	0.69	0.99	0.96	0.87	0.70	1.00	0.99	0.89	0.73	1.00	1.00	0.93	0.75	1.00	1.00	0.94	0.76	24.97	25	23	20	25	25	24	20	25	25	24	20	25	25	24	20	25	24	24	23	20	22	22	19	1.50	1.53	1.58	1.63	1.61	1.65	1.70	1.76	1.72	1.75	1.81	1.87	1.81	1.85	1.91	1.97	1.88	1.93	1.99	2.06	1.95	2.00	2.06	2.13	5.8	6.0	6.2	6.4	6.3	6.4	6.6	6.9	6.8	7.0	7.2	7.4	7.3	7.4	7.7	7.9	7.7	7.9	8.1	8.4	8.2	8.3	8.6	8.9	220	237	240	245	249	268	271	277	283	304	309	315	322	347	352	359	348	374	380	388	413	444	450	460	119	123	134	143	123	127	138	147	127	131	143	152	130	135	147	156	133	137	150	160	136	141	153	163
----	-----	-----	------	------	------	------	------	------	------	------	------	------	------	------	------	------	------	------	------	------	------	------	------	------	------	------	------	------	------	------	------	------	------	------	------	------	------	------	------	------	------	------	------	------	------	------	------	------	------	------	----	----	----	----	----	----	----	----	----	----	----	----	----	----	----	----	----	----	----	----	----	----	----	----	------	------	------	------	------	------	------	------	------	------	------	------	------	------	------	------	------	------	------	------	------	------	------	------	-----	-----	-----	-----	-----	-----	-----	-----	-----	-----	-----	-----	-----	-----	-----	-----	-----	-----	-----	-----	-----	-----	-----	-----	-----	-----	-----	-----	-----	-----	-----	-----	-----	-----	-----	-----	-----	-----	-----	-----	-----	-----	-----	-----	-----	-----	-----	-----	-----	-----	-----	-----	-----	-----	-----	-----	-----	-----	-----	-----	-----	-----	-----	-----	-----	-----	-----	-----	-----	-----	-----	-----	-----	-----	------	------	------	------	------	------	------	------	------	------	------	------	------	------	------	------	------	------	------	------	------	------	------	------	------	------	------	------	------	------	------	------	------	------	------	------	------	------	------	------	------	------	------	------	------	------	------	------	----	----	----	----	----	----	----	----	----	----	----	----	----	----	----	----	----	----	----	----	----	----	----	----	-----	-----	-----	-----	-----	-----	-----	-----	-----	-----	-----	-----	-----	-----	-----	-----	-----	-----	-----	-----	-----	-----	-----	-----	-----	-----	-----	-----	-----	-----	-----	-----	-----	-----	-----	-----	-----	-----	-----	-----	-----	-----	-----	-----	-----	-----	-----	-----	-----	-----	-----	-----	-----	-----	-----	-----	-----	-----	-----	-----	-----	-----	-----	-----	-----	-----	-----	-----	-----	-----	-----	-----	------	------	------	------	------	------	------	------	------	------	------	------	------	------	------	------	------	------	------	------	------	------	------	------	------	------	------	------	------	------	------	------	------	------	------	------	------	------	------	------	------	------	------	------	------	------	------	------	-------	----	----	----	----	----	----	----	----	----	----	----	----	----	----	----	----	----	----	----	----	----	----	----	------	------	------	------	------	------	------	------	------	------	------	------	------	------	------	------	------	------	------	------	------	------	------	------	-----	-----	-----	-----	-----	-----	-----	-----	-----	-----	-----	-----	-----	-----	-----	-----	-----	-----	-----	-----	-----	-----	-----	-----	-----	-----	-----	-----	-----	-----	-----	-----	-----	-----	-----	-----	-----	-----	-----	-----	-----	-----	-----	-----	-----	-----	-----	-----	-----	-----	-----	-----	-----	-----	-----	-----	-----	-----	-----	-----	-----	-----	-----	-----	-----	-----	-----	-----	-----	-----	-----	-----

* Entering Indoor Dry Bulb Temperature
 High and low pressures are measured at the liquid and suction service valves.
 NOTE: Shaded area is AHRI Rating Conditions
 KW= Total system power
 AMPS= outdoor unit amps (comp.+fan)

PERFORMANCE DATA

ASXC160361B*-LOW STAGE

LOW STAGE EXPANDED PERFORMANCE DATA COOLING OPERATION

MODEL: *SXC160361B* / CA*F3743*6**+TXV+MBVC1600**+1*

IDB* Airflow	Outdoor Ambient Temperature																								
	65				75				85				95				105				115				
	59	63	67	71	59	63	67	71	59	63	67	71	59	63	67	71	59	63	67	71	59	63	67	71	
70	MBh	22.7	23.5	25.7	-	22.1	22.9	25.1	-	21.6	22.4	24.5	-	21.1	21.8	23.9	-	20.0	20.8	22.7	-	18.5	19.2	21.1	-
	ST	0.67	0.56	0.39	-	0.70	0.58	0.40	-	0.72	0.60	0.41	-	0.74	0.62	0.43	-	0.77	0.64	0.44	-	0.77	0.65	0.45	-
	Delta T	21	18	14	-	21	18	14	-	21	18	14	-	21	18	14	-	21	18	14	-	19	17	13	-
	KW	1.42	1.45	1.50	-	1.53	1.57	1.62	-	1.63	1.67	1.72	-	1.72	1.76	1.82	-	1.79	1.84	1.90	-	1.86	1.90	1.97	-
	AMPS	5.6	5.7	5.9	-	6.0	6.2	6.4	-	6.5	6.7	6.9	-	7.0	7.1	7.3	-	7.4	7.6	7.8	-	7.8	8.0	8.2	-
	HIPR	198	213	225	-	222	239	252	-	253	272	287	-	288	310	327	-	324	348	368	-	358	385	406	-
	LO PR	104	110	120	-	109	116	127	-	114	121	132	-	119	127	139	-	125	133	145	-	130	138	150	-
	MBh	24.5	25.4	27.9	-	24.0	24.8	27.2	-	23.4	24.3	26.6	-	22.8	23.7	25.9	-	21.7	22.5	24.6	-	20.1	20.8	22.8	-
	ST	0.70	0.58	0.40	-	0.72	0.61	0.42	-	0.74	0.62	0.43	-	0.77	0.64	0.44	-	0.80	0.66	0.46	-	0.80	0.67	0.46	-
	Delta T	20	18	13	-	20	18	13	-	21	18	13	-	21	18	14	-	20	18	13	-	19	16	12	-
780	KW	1.45	1.49	1.54	-	1.57	1.61	1.66	-	1.67	1.71	1.77	-	1.77	1.81	1.87	-	1.84	1.88	1.95	-	1.91	1.95	2.02	-
	AMPS	5.8	5.9	6.1	-	6.2	6.3	6.5	-	6.7	6.9	7.1	-	7.1	7.3	7.5	-	7.6	7.8	8.0	-	8.0	8.2	8.5	-
	HIPR	204	220	232	-	229	246	260	-	260	280	296	-	297	319	337	-	334	359	379	-	369	397	419	-
	LO PR	107	114	124	-	113	120	131	-	117	125	136	-	123	131	143	-	129	137	150	-	134	142	155	-
	MBh	25.3	26.2	28.7	-	24.7	25.6	28.0	-	24.1	25.0	27.4	-	23.5	24.4	26.7	-	22.3	23.2	25.4	-	20.7	21.5	23.5	-
	ST	0.73	0.61	0.42	-	0.76	0.63	0.44	-	0.78	0.65	0.45	-	0.80	0.67	0.47	-	0.83	0.70	0.48	-	0.84	0.70	0.49	-
	Delta T	19	17	13	-	20	17	13	-	20	17	13	-	20	17	13	-	20	17	13	-	18	16	12	-
	KW	1.47	1.50	1.55	-	1.58	1.62	1.67	-	1.69	1.73	1.79	-	1.78	1.82	1.88	-	1.86	1.90	1.97	-	1.93	1.97	2.04	-
	AMPS	5.8	5.9	6.1	-	6.3	6.4	6.6	-	6.8	6.9	7.1	-	7.2	7.4	7.6	-	7.6	7.8	8.1	-	8.1	8.3	8.5	-
	HIPR	206	222	234	-	231	249	263	-	263	283	299	-	300	322	340	-	337	363	383	-	372	401	423	-
LO PR	108	115	125	-	114	121	132	-	118	126	138	-	124	132	145	-	130	139	151	-	135	143	157	-	

IDB* Airflow	Outdoor Ambient Temperature																								
	65				75				85				95				105				115				
	59	63	67	71	59	63	67	71	59	63	67	71	59	63	67	71	59	63	67	71	59	63	67	71	
75	MBh	23.0	23.7	25.7	27.6	22.5	23.2	25.1	26.9	22.0	22.6	24.5	26.3	21.4	22.1	23.9	25.6	20.4	21.0	22.7	24.4	18.9	19.4	21.0	22.6
	ST	0.77	0.69	0.52	0.33	0.79	0.71	0.54	0.35	0.81	0.73	0.55	0.36	0.84	0.75	0.57	0.37	0.87	0.78	0.59	0.38	0.88	0.79	0.60	0.38
	Delta T	24	22	18	12	24	22	18	13	24	22	18	13	24	22	18	13	24	22	18	12	22	21	17	12
	KW	1.43	1.46	1.51	1.56	1.54	1.58	1.63	1.69	1.65	1.68	1.74	1.80	1.73	1.77	1.83	1.90	1.81	1.85	1.92	1.98	1.88	1.92	1.99	2.06
	AMPS	5.7	5.8	6.0	6.2	6.1	6.2	6.4	6.7	6.6	6.7	7.0	7.2	7.0	7.2	7.4	7.7	7.4	7.6	7.9	8.2	7.9	8.1	8.3	8.6
	HIPR	200	215	227	237	224	242	255	266	255	275	290	303	291	313	330	345	327	352	372	388	361	389	411	428
	LO PR	105	111	122	129	111	118	128	137	115	122	133	142	121	128	140	149	127	135	147	156	131	139	152	162
	MBh	25.0	25.7	27.8	29.9	24.4	25.1	27.2	29.2	23.8	24.5	26.5	28.5	23.2	23.9	25.9	27.8	22.1	22.7	24.6	26.4	20.4	21.0	22.8	24.4
	ST	0.79	0.71	0.54	0.35	0.82	0.74	0.56	0.36	0.84	0.76	0.57	0.37	0.87	0.78	0.59	0.38	0.90	0.81	0.61	0.39	0.91	0.82	0.62	0.40
	Delta T	23	22	18	12	24	22	18	12	24	22	18	12	24	22	18	12	24	22	18	12	22	20	17	11
KW	1.47	1.50	1.55	1.60	1.58	1.62	1.67	1.73	1.69	1.73	1.79	1.85	1.78	1.82	1.88	1.95	1.86	1.90	1.97	2.04	1.93	1.97	2.04	2.11	
AMPS	5.8	5.9	6.1	6.3	6.3	6.4	6.6	6.8	6.8	6.9	7.1	7.4	7.2	7.4	7.6	7.9	7.7	7.8	8.1	8.4	8.1	8.3	8.5	8.9	
HIPR	206	222	234	244	231	249	263	274	263	283	299	312	300	323	341	355	337	363	383	400	373	401	423	442	
LO PR	108	115	125	133	114	121	132	141	118	126	138	147	124	132	145	154	130	139	151	161	135	144	157	167	
MBh	25.7	26.5	28.7	30.8	25.1	25.9	28.0	30.0	24.5	25.2	27.3	29.3	23.9	24.6	26.7	28.6	22.7	23.4	25.3	27.2	21.0	21.7	23.5	25.2	
ST	0.83	0.75	0.56	0.36	0.86	0.77	0.58	0.38	0.89	0.79	0.60	0.39	0.91	0.82	0.62	0.40	0.95	0.85	0.64	0.41	0.96	0.86	0.65	0.42	
Delta T	22	21	17	12	23	21	17	12	23	21	17	12	23	21	17	12	23	21	17	12	21	19	16	11	
KW	1.48	1.51	1.56	1.61	1.60	1.63	1.69	1.75	1.70	1.74	1.80	1.86	1.80	1.84	1.90	1.97	1.87	1.92	1.98	2.05	1.94	1.99	2.06	2.13	
AMPS	5.9	6.0	6.2	6.4	6.3	6.5	6.7	6.9	6.8	7.0	7.2	7.5	7.3	7.4	7.7	8.0	7.7	7.9	8.2	8.5	8.2	8.4	8.6	8.9	
HIPR	208	224	237	247	234	251	266	277	266	286	302	315	303	326	344	359	341	366	387	404	376	405	428	446	
LO PR	109	116	127	135	115	122	134	142	120	127	139	148	126	134	146	155	132	140	153	163	136	145	158	169	

* Entering Indoor Dry Bulb Temperature
 High and low pressures are measured at the liquid and suction service valves.
 NOTE: Shaded area is AHRI Rating Conditions
 KW=Total system power
 AMPS=Outdoor unit amps (comp. fan)

PERFORMANCE DATA

ASXC160361B*-LOW STAGE

LOW STAGE

EXPANDED PERFORMANCE DATA

COOLING OPERATION

MODEL: *SXC160361B* / CA*F3743*6**+TXV+MBVC1600**-1*

IDB*	Airflow	Outdoor Ambient Temperature																									
		65				75				85				95				105				115					
		59	63	67	71	59	63	67	71	59	63	67	71	59	63	67	71	59	63	67	71	59	63	67	71		
80	683	MBh	23.4	24.0	25.6	27.4	22.9	23.4	25.0	26.7	22.4	22.8	24.4	26.1	21.8	22.3	23.8	25.5	20.7	21.2	22.6	24.2	19.2	19.6	21.0	22.4	
		ST	0.84	0.79	0.64	0.48	0.87	0.82	0.67	0.50	0.89	0.84	0.68	0.51	0.92	0.86	0.70	0.53	0.96	0.90	0.73	0.55	0.97	0.91	0.74	0.55	
		Delta T	27	25	22	18	27	26	22	18	27	26	23	18	27	26	22	18	27	26	22	18	25	24	21	17	
		KW	1.44	1.47	1.52	1.57	1.56	1.59	1.65	1.70	1.66	1.70	1.75	1.81	1.75	1.79	1.85	1.91	1.83	1.87	1.93	2.00	1.89	1.94	2.00	2.07	
		AMPS	5.7	5.8	6.0	6.2	6.1	6.3	6.5	6.7	6.6	6.8	7.0	7.3	7.1	7.2	7.5	7.7	7.5	7.7	7.9	8.2	7.9	8.1	8.4	8.7	
		HI/PR	202	217	230	239	227	244	258	269	258	277	293	306	294	316	334	348	330	355	375	392	365	393	415	433	
	780	878	LO/PR	106	112	123	131	112	119	130	138	116	123	135	144	122	130	142	151	128	136	148	158	132	141	154	163
			MBh	25.4	26.0	27.7	29.6	24.8	25.4	27.1	29.0	24.2	24.8	26.4	28.3	23.6	24.1	25.8	27.6	22.5	22.9	24.5	26.2	20.8	21.3	22.7	24.3
			ST	0.87	0.82	0.67	0.50	0.90	0.85	0.69	0.52	0.93	0.87	0.71	0.53	0.96	0.90	0.73	0.55	0.99	0.93	0.76	0.57	1.00	0.94	0.76	0.57
			Delta T	26	25	22	17	26	25	22	18	26	25	22	18	27	26	22	18	26	25	22	17	25	24	20	16
			KW	1.48	1.51	1.56	1.61	1.60	1.63	1.69	1.75	1.70	1.74	1.80	1.86	1.80	1.84	1.90	1.97	1.87	1.92	1.98	2.05	1.94	1.99	2.06	2.13
			AMPS	5.9	6.0	6.2	6.4	6.3	6.5	6.7	6.9	6.8	7.0	7.2	7.5	7.3	7.4	7.7	7.9	7.7	7.9	8.2	8.5	8.2	8.4	8.6	8.9
85	683	HI/PR	208	224	237	247	234	251	266	277	266	286	302	315	303	326	344	359	341	366	387	404	376	405	428	446	
		LO/PR	109	116	127	135	115	123	134	142	120	127	139	148	126	134	146	155	132	140	153	163	136	145	158	169	
		MBh	26.2	26.7	28.6	30.5	25.6	26.1	27.9	29.8	25.0	25.5	27.2	29.1	24.3	24.9	26.6	28.4	23.1	23.6	25.2	27.0	21.4	21.9	23.4	25.0	
		ST	0.91	0.86	0.70	0.52	0.95	0.89	0.72	0.54	1.00	0.91	0.74	0.55	1.00	0.94	0.77	0.57	1.00	1.00	0.79	0.59	1.00	1.00	0.80	0.60	
		Delta T	25	24	21	17	25	24	21	17	26	24	21	17	26	25	21	17	24	25	21	17	22	23	20	16	
		KW	1.49	1.52	1.57	1.63	1.61	1.65	1.70	1.76	1.72	1.76	1.82	1.88	1.81	1.85	1.92	1.98	1.89	1.93	2.00	2.07	1.96	2.01	2.07	2.15	
85	683	AMPS	5.9	6.0	6.2	6.4	6.4	6.5	6.7	7.0	6.9	7.0	7.3	7.5	7.3	7.5	7.7	8.0	7.8	8.0	8.2	8.5	8.2	8.4	8.7	9.0	
		HI/PR	210	226	239	249	236	254	268	280	268	289	305	318	306	329	347	362	344	370	391	408	380	409	432	450	
		LO/PR	107	114	124	132	113	120	131	140	117	125	136	145	123	131	143	152	129	137	150	160	133	142	155	165	
		MBh	25.8	26.3	27.6	29.4	25.2	25.7	27.0	28.8	24.6	25.1	26.3	28.1	24.0	24.5	25.7	27.4	22.8	23.3	24.4	26.0	21.2	21.6	22.6	24.1	
		ST	0.91	0.88	0.80	0.65	0.95	0.91	0.82	0.67	0.97	0.94	0.85	0.69	1.00	0.97	0.87	0.71	1.00	1.00	0.91	0.74	1.00	1.00	0.91	0.74	
		Delta T	28	27	26	22	28	28	26	23	28	28	26	23	28	28	26	23	27	27	26	23	25	25	24	21	
85	780	KW	1.49	1.52	1.57	1.63	1.61	1.65	1.70	1.76	1.72	1.76	1.82	1.88	1.81	1.85	1.92	1.98	1.89	1.93	2.00	2.07	1.96	2.01	2.07	2.15	
		AMPS	5.9	6.0	6.2	6.4	6.4	6.5	6.7	7.0	6.9	7.0	7.3	7.5	7.3	7.5	7.7	8.0	7.8	8.0	8.2	8.5	8.2	8.4	8.7	9.0	
		HI/PR	210	226	239	249	236	254	268	280	268	289	305	318	306	329	347	362	344	370	391	408	380	409	432	450	
		LO/PR	110	117	128	136	116	124	135	144	121	129	140	150	127	135	147	157	133	142	155	165	138	146	160	170	
		MBh	26.6	27.1	28.4	30.3	26.0	26.5	27.8	29.6	25.4	25.9	27.1	28.9	24.8	25.2	26.4	28.2	23.5	24.0	25.1	26.8	21.8	22.2	23.3	24.8	
		ST	0.96	0.92	0.83	0.68	0.99	0.96	0.86	0.70	1.00	0.98	0.89	0.72	1.00	1.00	0.92	0.74	1.00	1.00	0.95	0.77	1.00	1.00	0.96	0.78	
878	878	Delta T	26	25	22	18	27	27	25	22	27	27	25	22	26	26	25	22	25	25	25	22	23	23	23	20	
		KW	1.50	1.54	1.59	1.64	1.63	1.66	1.72	1.78	1.73	1.77	1.83	1.90	1.83	1.87	1.93	2.00	1.91	1.95	2.02	2.09	1.98	2.02	2.09	2.17	
		AMPS	6.0	6.1	6.3	6.5	6.4	6.6	6.8	7.0	6.9	7.1	7.3	7.6	7.4	7.6	7.8	8.1	7.9	8.0	8.3	8.6	8.3	8.5	8.8	9.1	
		HI/PR	212	229	241	252	238	257	271	283	271	292	308	321	309	332	351	366	347	374	395	412	384	413	436	455	
		LO/PR	111	118	129	138	117	125	136	145	122	130	142	151	128	136	149	159	134	143	156	166	139	148	161	172	
		MBh	26.6	27.1	28.4	30.3	26.0	26.5	27.8	29.6	25.4	25.9	27.1	28.9	24.8	25.2	26.4	28.2	23.5	24.0	25.1	26.8	21.8	22.2	23.3	24.8	

* Entering Indoor Dry Bulb Temperature
 High and low pressures are measured at the liquid and suction service valves.
 NOTE: Shaded area is AHR1 Rating Conditions
 KW= Total system power
 AMPS= outdoor unit amps (comp. + fan)

PERFORMANCE DATA

A/DSXC160481A*-LOW STAGE

EXPANDED PERFORMANCE DATA **COOLING OPERATION**

MODEL: *SXC160481A* / CA*F4961*G + TXV / MBVC2000**-1**, Design Subcooling @ AHRI 95°F Conditions, 5° - 7°F @ the Serv. Vlv.**

IDB* Airflow	Outdoor Ambient Temperature																								
	65				75				85				105				115								
	59	63	67	71	59	63	67	71	59	63	67	71	59	63	67	71	59	63	67	71					
70	Entering Indoor Wet Bulb Temperature																								
	MBh	30.4	31.5	34.5	-	29.7	30.8	33.7	-	29.0	30.0	32.9	-	28.3	29.3	32.1	-	26.9	27.8	30.5	-	24.9	25.8	28.3	-
	ST	0.67	0.56	0.39	-	0.70	0.58	0.40	-	0.72	0.60	0.41	-	0.74	0.62	0.43	-	0.77	0.64	0.44	-	0.77	0.65	0.45	-
	Delta T	20	17	13	-	20	17	13	-	20	17	13	-	20	17	13	-	20	17	13	-	18	16	12	-
	KW	2.01	2.05	2.12	-	2.17	2.22	2.29	-	2.31	2.36	2.44	-	2.44	2.49	2.58	-	2.54	2.60	2.69	-	2.64	2.70	2.79	-
	AMPS	8.0	8.2	8.4	-	8.6	8.8	9.1	-	9.3	9.6	9.9	-	10.0	10.2	10.5	-	10.6	10.8	11.2	-	11.2	11.5	11.9	-
	HI PR	223	239	243	-	252	270	274	-	286	308	312	-	326	350	355	-	367	394	400	-	411	441	448	-
	LO PR	119	123	134	-	123	127	138	-	127	131	143	-	130	134	147	-	133	137	150	-	136	140	153	-
	MBh	32.9	34.1	37.4	-	32.2	33.3	36.5	-	31.4	32.5	35.7	-	30.6	31.7	34.8	-	29.1	30.2	33.0	-	27.0	27.9	30.6	-
	ST	0.70	0.58	0.40	-	0.72	0.61	0.42	-	0.74	0.62	0.43	-	0.77	0.64	0.44	-	0.80	0.66	0.46	-	0.80	0.67	0.46	-
Delta T	19	17	13	-	19	17	13	-	19	17	13	-	20	17	13	-	19	17	13	-	18	16	12	-	
KW	2.03	2.07	2.14	-	2.19	2.24	2.31	-	2.33	2.38	2.47	-	2.46	2.51	2.60	-	2.57	2.62	2.71	-	2.66	2.72	2.81	-	
AMPS	8.1	8.2	8.5	-	8.7	8.9	9.2	-	9.4	9.6	10.0	-	10.1	10.3	10.6	-	10.7	10.9	11.3	-	11.3	11.6	12.0	-	
HI PR	225	242	245	-	254	273	277	-	289	311	315	-	329	354	359	-	370	398	404	-	415	446	452	-	
LO PR	120	124	136	-	124	128	140	-	128	132	144	-	132	136	148	-	134	138	151	-	138	142	155	-	
MBh	33.9	35.2	38.5	-	33.1	34.3	37.6	-	32.3	33.5	36.7	-	31.5	32.7	35.8	-	30.0	31.1	34.0	-	27.8	28.8	31.5	-	
ST	0.73	0.61	0.42	-	0.76	0.63	0.44	-	0.78	0.65	0.45	-	0.80	0.67	0.47	-	0.83	0.70	0.48	-	0.84	0.70	0.49	-	
Delta T	18	16	12	-	19	16	12	-	19	16	12	-	19	16	12	-	19	16	12	-	17	15	11	-	
KW	2.04	2.09	2.16	-	2.21	2.26	2.33	-	2.35	2.41	2.49	-	2.48	2.54	2.62	-	2.59	2.65	2.74	-	2.68	2.74	2.84	-	
AMPS	8.1	8.3	8.6	-	8.8	9.0	9.3	-	9.5	9.7	10.0	-	10.1	10.4	10.7	-	10.8	11.0	11.4	-	11.4	11.7	12.1	-	
HI PR	227	244	248	-	257	276	280	-	292	314	318	-	332	357	362	-	374	402	408	-	419	450	457	-	
LO PR	122	125	137	-	125	129	141	-	129	134	146	-	133	137	150	-	136	140	153	-	139	143	156	-	
75	Entering Indoor Wet Bulb Temperature																								
	MBh	30.9	31.8	34.4	37.0	30.2	31.1	33.6	36.1	29.5	30.3	32.8	35.2	28.8	29.6	32.0	34.4	27.3	28.1	30.4	32.7	25.3	26.0	28.2	30.3
	ST	0.77	0.69	0.52	0.33	0.79	0.71	0.54	0.35	0.81	0.73	0.55	0.36	0.84	0.75	0.57	0.37	0.87	0.78	0.59	0.38	0.88	0.79	0.60	0.38
	Delta T	23	21	17	12	23	21	17	12	23	21	17	12	23	21	17	12	23	21	17	12	21	20	16	11
	KW	2.01	2.05	2.12	2.19	2.17	2.22	2.29	2.37	2.31	2.36	2.44	2.53	2.44	2.49	2.58	2.67	2.54	2.60	2.69	2.78	2.64	2.70	2.79	2.89
	AMPS	8.0	8.2	8.4	8.7	8.6	8.8	9.1	9.4	9.3	9.6	9.9	10.2	10.0	10.2	10.5	10.9	10.6	10.8	11.2	11.6	11.2	11.5	11.9	12.3
	HI PR	223	239	243	248	252	270	274	280	286	308	312	319	326	350	355	363	367	394	400	409	411	441	448	458
	LO PR	119	123	134	143	123	127	138	147	127	131	143	152	130	134	147	156	133	137	150	159	136	140	153	163
	MBh	33.5	34.5	37.3	40.1	32.7	33.7	36.4	39.1	31.9	32.9	35.6	38.2	31.1	32.1	34.7	37.3	29.6	30.5	33.0	35.4	27.4	28.2	30.5	32.8
	ST	0.79	0.71	0.54	0.35	0.82	0.74	0.56	0.36	0.84	0.76	0.57	0.37	0.87	0.78	0.59	0.38	0.90	0.81	0.61	0.39	0.91	0.82	0.62	0.40
Delta T	22	20	17	12	23	21	17	12	23	21	17	12	23	21	17	12	22	21	17	12	21	19	16	11	
KW	2.03	2.07	2.14	2.21	2.19	2.24	2.31	2.39	2.33	2.38	2.47	2.55	2.46	2.51	2.60	2.69	2.57	2.62	2.71	2.81	2.66	2.72	2.81	2.91	
AMPS	8.1	8.2	8.5	8.8	8.7	8.9	9.2	9.5	9.4	9.6	10.0	10.3	10.1	10.3	10.6	11.0	10.7	10.9	11.3	11.7	11.3	11.6	12.0	12.4	
HI PR	225	242	245	251	254	273	277	283	289	311	315	322	329	354	359	367	370	398	404	413	415	446	452	462	
LO PR	120	124	136	144	124	128	140	149	128	132	144	154	132	136	148	158	134	138	151	161	138	142	155	165	
MBh	34.5	35.5	38.4	41.3	33.7	34.7	37.5	40.3	32.9	33.9	36.6	39.3	32.1	33.0	35.8	38.4	30.5	31.4	34.0	36.5	28.2	29.1	31.5	33.8	
ST	0.83	0.75	0.56	0.36	0.86	0.77	0.58	0.38	0.89	0.79	0.60	0.39	0.91	0.82	0.62	0.40	0.95	0.85	0.64	0.41	0.96	0.86	0.65	0.42	
Delta T	21	20	16	11	22	20	16	11	22	20	16	11	22	20	16	11	21	20	16	11	20	18	15	10	
KW	2.04	2.09	2.16	2.23	2.21	2.26	2.33	2.41	2.35	2.41	2.49	2.57	2.48	2.54	2.62	2.71	2.59	2.65	2.74	2.83	2.68	2.74	2.84	2.94	
AMPS	8.1	8.3	8.6	8.9	8.8	9.0	9.3	9.6	9.5	9.7	10.0	10.4	10.1	10.4	10.7	11.1	10.8	11.0	11.4	11.8	11.4	11.7	12.1	12.5	
HI PR	227	244	248	253	257	276	280	286	292	314	318	325	332	357	362	370	374	402	408	417	419	450	457	467	
LO PR	122	125	137	146	125	129	141	150	129	134	146	155	133	137	150	159	136	140	153	163	139	143	156	167	

* Entering Indoor Dry Bulb Temperature
 High and low pressures are measured at the liquid and suction service valves.
 NOTE: Shaded area is ACCA (TVA) conditions
 KW=Total system power
 AMPS=outdoor unit amps (comp.+fan)

PERFORMANCE DATA

A/DSXC160481A*-LOW STAGE

EXPANDED PERFORMANCE DATA

COOLING OPERATION

MODEL: *SXC160481A* / CA*F4961*6** + TXV / MBVC2000*-1**, Design Subcooling @ AHRI 95°F Conditions, 5° - 7°F @ the Serv. Vlv.

IDB*	Airflow	Outdoor Ambient Temperature																													
		65					75					85					95					105					115				
		59	63	67	71	75	59	63	67	71	75	59	63	67	71	75	59	63	67	71	75	59	63	67	71	75	59	63	67	71	75
80	963	MBh	31.5	32.1	34.3	36.7	30.7	31.4	33.5	35.9	30.0	30.6	32.7	35.0	29.3	29.9	31.9	34.1	27.8	28.4	30.3	32.4	25.8	26.3	28.1	30.1					
		ST	0.84	0.79	0.64	0.48	0.87	0.82	0.66	0.50	0.89	0.84	0.68	0.51	0.92	0.86	0.70	0.53	0.96	0.90	0.73	0.55	0.96	0.90	0.74	0.55					
		Delta T	25	24	21	17	26	24	21	17	26	25	21	17	26	25	21	17	25	24	21	17	24	23	20	16					
		KW	201	205	212	219	217	222	229	237	231	236	244	253	244	249	258	267	254	260	269	278	264	270	279	289					
		AMPS	8.0	8.2	8.4	8.7	8.6	8.8	9.1	9.4	9.3	9.6	9.9	10.2	10.0	10.2	10.5	10.9	10.6	10.8	11.2	11.6	11.2	11.5	11.9	12.3					
	1100	HIPR	223	239	243	248	252	270	274	280	286	308	312	319	326	350	355	363	367	394	400	409	411	441	448	458					
		LO PR	119	123	134	143	123	127	138	147	127	131	143	152	130	134	147	156	133	137	150	159	136	140	153	163					
		MBh	34.1	34.8	37.2	39.8	33.3	34.0	36.3	38.8	32.5	33.2	35.5	37.9	31.7	32.4	34.6	37.0	30.1	30.8	32.9	35.1	27.9	28.5	30.5	32.6					
		ST	0.87	0.82	0.67	0.50	0.90	0.85	0.69	0.52	0.93	0.87	0.71	0.53	0.96	0.90	0.73	0.55	0.99	0.93	0.76	0.57	1.00	0.94	0.76	0.57					
		Delta T	25	24	21	17	25	24	21	17	25	24	21	17	25	24	21	17	25	24	21	17	23	22	19	16					
	1238	KW	203	207	214	221	219	224	231	239	233	238	247	255	246	251	260	269	257	262	271	281	266	272	281	291					
AMPS		8.1	8.2	8.5	8.8	8.7	8.9	9.2	9.5	9.4	9.6	10.0	10.3	10.1	10.3	10.6	11.0	10.7	10.9	11.3	11.7	11.3	11.6	12.0	12.4						
HIPR		225	242	245	251	254	273	277	283	289	311	315	322	329	354	359	367	370	398	404	413	415	446	452	462						
LO PR		120	124	136	144	124	128	140	149	128	132	144	154	132	136	148	158	134	138	151	161	138	142	155	165						
MBh		35.1	35.9	38.3	41.0	34.3	35.0	37.4	40.0	33.5	34.2	36.5	39.1	32.7	33.4	35.6	38.1	31.0	31.7	33.9	36.2	28.7	29.4	31.4	33.5						
ST		0.91	0.86	0.70	0.52	0.95	0.89	0.72	0.54	1.00	0.91	0.74	0.55	1.00	0.94	0.77	0.57	1.00	1.00	0.79	0.59	1.00	1.00	0.80	0.60						
Delta T		24	23	20	16	24	23	20	16	25	23	20	16	24	23	20	16	23	24	20	16	21	22	19	15						
KW		204	209	216	223	221	226	233	241	235	241	249	257	248	254	262	271	259	265	274	283	268	274	284	294						
AMPS		8.1	8.3	8.6	8.9	8.8	9.0	9.3	9.6	9.5	9.7	10.0	10.4	10.1	10.4	10.7	11.1	10.8	11.0	11.4	11.8	11.4	11.7	12.1	12.5						
HIPR		227	244	248	253	257	276	280	286	292	314	318	325	332	357	362	370	374	402	408	417	419	450	457	467						
LO PR		122	125	137	146	125	129	141	150	129	134	146	155	133	137	150	159	136	140	153	163	139	143	156	167						
86	963	MBh	32.0	32.6	34.2	36.5	31.3	31.9	33.4	35.6	30.5	31.1	32.6	34.8	29.8	30.3	31.8	33.9	28.3	28.8	30.2	32.2	26.2	26.7	28.0	29.8					
		ST	0.88	0.85	0.77	0.62	0.91	0.88	0.80	0.65	0.94	0.90	0.82	0.66	0.97	0.93	0.84	0.68	1.00	0.97	0.87	0.71	1.00	0.98	0.88	0.71					
		Delta T	27	26	25	22	27	27	25	22	27	27	25	22	27	27	26	22	27	27	25	22	25	25	24	20					
		KW	201	205	212	219	217	222	229	237	231	236	244	253	244	249	258	267	254	260	269	278	264	270	279	289					
		AMPS	8.0	8.2	8.4	8.7	8.6	8.8	9.1	9.4	9.3	9.6	9.9	10.2	10.0	10.2	10.5	10.9	10.6	10.8	11.2	11.6	11.2	11.5	11.9	12.3					
	1100	HIPR	223	239	243	248	252	270	274	280	286	308	312	319	326	350	355	363	367	394	400	409	411	441	448	458					
		LO PR	119	123	134	143	123	127	138	147	127	131	143	152	130	134	147	156	133	137	150	159	136	140	153	163					
		MBh	34.7	35.3	37.0	39.5	33.9	34.5	36.2	38.6	33.1	33.7	35.3	37.7	32.3	32.9	34.4	36.7	30.6	31.2	32.7	34.9	28.4	28.9	30.3	32.3					
		ST	0.91	0.88	0.80	0.65	0.95	0.91	0.82	0.67	0.97	0.94	0.85	0.69	1.00	0.97	0.87	0.71	1.00	1.00	0.91	0.73	1.00	1.00	0.91	0.74					
		Delta T	26	26	25	21	27	26	25	22	27	26	25	22	27	27	26	22	26	26	25	21	24	24	23	20					
	1238	KW	203	207	214	221	219	224	231	239	233	238	247	255	246	251	260	269	257	262	271	281	266	272	281	291					
AMPS		8.1	8.2	8.5	8.8	8.7	8.9	9.2	9.5	9.4	9.6	9.9	10.2	10.0	10.2	10.5	10.9	10.7	10.9	11.3	11.7	11.3	11.6	12.0	12.4						
HIPR		225	242	245	251	254	273	277	283	289	311	315	322	329	354	359	367	370	398	404	413	415	446	452	462						
LO PR		120	124	136	144	124	128	140	149	128	132	144	154	132	136	148	158	134	138	151	161	138	142	155	165						
MBh		35.7	36.4	38.1	40.7	34.9	35.6	37.2	39.7	34.1	34.7	36.4	38.8	33.2	33.9	35.5	37.8	31.6	32.2	33.7	35.9	29.2	29.8	31.2	33.3						
ST	0.96	0.92	0.83	0.68	0.99	0.96	0.86	0.70	1.00	0.98	0.89	0.72	1.00	1.00	0.92	0.74	1.00	1.00	0.95	0.77	1.00	1.00	0.96	0.78							
Delta T	25.42	25	24	21	20	26	25	24	21	25	25	24	21	25	25	24	21	23	24	21	22	22	22	19							
KW	204	209	216	223	221	226	233	241	235	241	249	257	248	254	262	271	259	265	274	283	268	274	284	294							
AMPS	8.1	8.3	8.6	8.9	8.8	9.0	9.3	9.6	9.5	9.7	10.0	10.4	10.1	10.4	10.7	11.1	10.8	11.0	11.4	11.8	11.4	11.7	12.1	12.5							
HIPR	227	244	248	253	257	276	280	286	292	314	318	325	332	357	362	370	374	402	408	417	419	450	457	467							
LO PR	122	125	137	146	125	129	141	150	129	134	146	155	133	137	150	159	136	140	153	163	139	143	156	167							

* Entering Indoor Dry Bulb Temperature
 High and low pressures are measured at the liquid and suction service valves.
 NOTE: Shaded area is AHRI Rating Conditions
 KW= Total system power
 AMPS= outdoor unit amps (comp. + fan)

PERFORMANCE DATA

SXC160481B-LOW STAGE

EXPANDED PERFORMANCE DATA

COOLING OPERATION

MODEL: *SXC160481B* / CA *F4860*6** + TXV / MBVC2000**-1**

IDB* Airflow	Outdoor Ambient Temperature																								
	65				75				85				95				105				115				
	59	63	67	71	59	63	67	71	59	63	67	71	59	63	67	71	59	63	67	71	59	63	67	71	
70	MBh	30.7	31.9	34.9	-	30.0	31.1	34.1	-	29.3	30.4	33.3	-	28.6	29.6	32.5	-	27.2	28.2	30.8	-	25.2	26.1	28.6	-
	ST	0.68	0.57	0.40	-	0.71	0.59	0.41	-	0.73	0.61	0.42	-	0.75	0.63	0.43	-	0.78	0.65	0.45	-	0.78	0.66	0.45	-
	Delta T	20	17	13	-	20	18	13	-	20	18	13	-	20	18	13	-	20	17	13	-	19	16	12	-
	KW	1.97	2.02	2.08	-	2.13	2.17	2.24	-	2.26	2.31	2.39	-	2.38	2.43	2.51	-	2.48	2.54	2.62	-	2.57	2.63	2.71	-
	AMPS	9.5	9.7	9.9	-	10.1	10.3	10.6	-	10.8	11.1	11.4	-	11.5	11.7	12.1	-	12.1	12.4	12.7	-	12.7	13.0	13.4	-
	HI PR	207	223	235	-	232	250	264	-	264	285	300	-	301	324	342	-	339	365	385	-	374	403	425	-
	LO PR	102	109	119	-	108	115	126	-	113	120	131	-	118	126	137	-	124	132	144	-	128	136	149	-
	MBh	33.3	34.5	37.8	-	32.5	33.7	36.9	-	31.7	32.9	36.1	-	31.0	32.1	35.2	-	29.4	30.5	33.4	-	27.3	28.3	31.0	-
	ST	0.71	0.59	0.41	-	0.73	0.61	0.43	-	0.75	0.63	0.44	-	0.78	0.65	0.45	-	0.81	0.67	0.47	-	0.81	0.68	0.47	-
	Delta T	20	17	13	-	20	17	13	-	20	17	13	-	20	17	13	-	20	17	13	-	19	16	12	-
1100	KW	2.02	2.07	2.13	-	2.18	2.23	2.30	-	2.32	2.37	2.45	-	2.44	2.50	2.58	-	2.55	2.60	2.69	-	2.64	2.70	2.79	-
	AMPS	9.7	9.9	10.2	-	10.4	10.6	10.9	-	11.1	11.3	11.7	-	11.8	12.0	12.4	-	12.4	12.7	13.0	-	13.1	13.3	13.7	-
	HI PR	214	230	243	-	240	258	272	-	273	293	310	-	310	334	353	-	349	376	397	-	386	415	439	-
	LO PR	106	112	123	-	112	119	130	-	116	123	135	-	122	130	142	-	128	136	148	-	132	141	153	-
	MBh	34.3	35.5	38.9	-	33.5	34.7	38.0	-	32.7	33.9	37.1	-	31.9	33.1	36.2	-	30.3	31.4	34.4	-	28.1	29.1	31.9	-
	ST	0.74	0.62	0.43	-	0.77	0.64	0.45	-	0.79	0.66	0.46	-	0.82	0.68	0.47	-	0.85	0.71	0.49	-	0.85	0.71	0.49	-
	Delta T	19	16	12	-	19	17	13	-	19	17	13	-	19	17	13	-	19	16	13	-	18	15	12	-
	KW	2.04	2.08	2.15	-	2.20	2.25	2.32	-	2.34	2.39	2.47	-	2.46	2.52	2.60	-	2.57	2.63	2.71	-	2.66	2.72	2.81	-
	AMPS	9.8	10.0	10.2	-	10.4	10.6	10.9	-	11.2	11.4	11.8	-	11.9	12.1	12.5	-	12.5	12.8	13.2	-	13.2	13.4	13.8	-
	HI PR	216	232	245	-	242	261	275	-	275	296	313	-	314	337	356	-	353	380	401	-	390	419	443	-
LO PR	107	114	124	-	113	120	131	-	117	125	136	-	123	131	143	-	129	137	150	-	133	142	155	-	
75	MBh	31.3	32.2	34.8	37.4	30.5	31.4	34.0	36.5	29.8	30.7	33.2	35.6	29.1	29.9	32.4	34.8	27.6	28.4	30.8	33.0	25.6	26.3	28.5	30.6
	ST	0.78	0.69	0.53	0.34	0.81	0.72	0.55	0.35	0.83	0.74	0.56	0.36	0.85	0.76	0.58	0.37	0.88	0.79	0.60	0.39	0.89	0.80	0.60	0.39
	Delta T	23	21	17	12	23	22	18	12	24	22	18	12	24	22	18	12	23	21	18	12	22	20	16	11
	KW	1.99	2.03	2.10	2.17	2.14	2.19	2.26	2.34	2.28	2.33	2.41	2.49	2.40	2.45	2.54	2.62	2.50	2.56	2.64	2.73	2.59	2.65	2.74	2.83
	AMPS	9.6	9.7	10.0	10.3	10.2	10.4	10.7	11.0	10.9	11.2	11.5	11.8	11.6	11.8	12.2	12.6	12.2	12.5	12.8	13.3	12.8	13.1	13.5	14.0
	HI PR	209	225	238	248	235	253	267	278	267	287	304	317	304	327	346	361	342	368	389	406	378	407	430	448
	LO PR	104	110	120	128	109	116	127	135	114	121	132	141	119	127	139	148	125	133	145	155	129	138	150	160
	MBh	33.9	34.9	37.7	40.5	33.1	34.1	36.9	39.6	32.3	33.2	36.0	38.6	31.5	32.4	35.1	37.7	29.9	30.8	33.3	35.8	27.7	28.5	30.9	33.2
	ST	0.81	0.72	0.55	0.35	0.84	0.75	0.57	0.36	0.86	0.77	0.58	0.37	0.88	0.79	0.60	0.38	0.92	0.82	0.62	0.40	0.93	0.83	0.63	0.40
	Delta T	23	21	17	12	23	21	17	12	23	21	17	12	23	21	18	12	23	21	17	12	21	20	16	11
1100	KW	2.04	2.08	2.15	2.22	2.20	2.25	2.32	2.40	2.34	2.39	2.47	2.55	2.46	2.52	2.60	2.69	2.57	2.63	2.71	2.81	2.66	2.72	2.81	2.91
	AMPS	9.8	10.0	10.2	10.6	10.4	10.6	10.9	11.3	11.2	11.4	11.8	12.1	11.9	12.1	12.5	12.9	12.5	12.8	13.2	13.6	13.2	13.4	13.8	14.3
	HI PR	216	232	245	256	242	261	275	287	275	296	313	326	314	338	356	372	353	380	401	418	390	420	443	462
	LO PR	107	114	124	132	113	120	131	139	117	125	136	145	123	131	143	152	129	137	150	160	133	142	155	165
	MBh	34.9	35.9	38.9	41.7	34.1	35.1	38.0	40.7	33.3	34.2	37.1	39.8	32.4	33.4	36.2	38.8	30.8	31.7	34.4	36.9	28.6	29.4	31.8	34.2
	ST	0.84	0.76	0.57	0.37	0.88	0.78	0.59	0.38	0.90	0.80	0.61	0.39	0.93	0.83	0.63	0.40	0.96	0.86	0.65	0.42	0.97	0.87	0.66	0.42
	Delta T	22	20	17	11	22	20	17	12	22	20	17	12	22	21	17	12	22	20	17	11	21	19	16	11
	KW	2.06	2.10	2.17	2.24	2.22	2.27	2.34	2.42	2.36	2.41	2.49	2.57	2.48	2.54	2.62	2.71	2.59	2.65	2.74	2.83	2.68	2.74	2.83	2.93
	AMPS	9.9	10.0	10.3	10.6	10.5	10.7	11.0	11.4	11.3	11.5	11.8	12.2	11.9	12.2	12.6	13.0	12.6	12.9	13.3	13.7	13.3	13.6	14.0	14.4
	HI PR	218	235	248	258	245	263	278	290	278	299	316	330	317	341	360	375	356	383	405	422	394	424	447	467
LO PR	108	115	125	133	114	121	132	141	118	126	137	146	124	132	144	154	130	139	151	161	135	143	157	167	

KW=Total system power
 AMPS=Outdoor unit amps (comp. fan)

NOTE: Shaded area is ACCA (TVA) conditions
 High and low pressures are measured at the liquid and suction service valves.

* Entering Indoor Dry Bulb Temperature
 Entering Indoor Wet Bulb Temperature

PERFORMANCE DATA

SXC160481B-LOW STAGE

EXPANDED PERFORMANCE DATA

COOLING OPERATION

MODEL: *SXC160481B* / CA F4860*6** + TXV / MBVC2000** -1**

IDB*	Airflow	Outdoor Ambient Temperature																													
		65					75					85					95					105					115				
		59	63	67	71	75	59	63	67	71	75	59	63	67	71	75	59	63	67	71	75	59	63	67	71	75	59	63	67	71	75
80	963	MBh	31.8	32.5	34.7	37.1	31.1	31.7	33.9	36.3	30.3	31.0	33.1	35.4	29.6	30.2	32.3	34.5	28.1	28.7	30.7	32.8	26.0	26.6	28.4	30.4					
		ST	0.85	0.80	0.65	0.49	0.88	0.83	0.67	0.50	0.91	0.85	0.69	0.52	0.93	0.88	0.71	0.53	0.97	0.91	0.74	0.55	0.98	0.92	0.75	0.56					
		Delta T	26	25	22	17	26	25	22	17	26	25	22	17	26	25	22	18	26	26	25	22	17	24	23	20	16				
		KW	2.01	2.05	2.11	2.18	2.16	2.21	2.28	2.36	2.30	2.35	2.43	2.51	2.42	2.48	2.56	2.64	2.52	2.58	2.67	2.76	2.61	2.67	2.76	2.86					
		AMPS	9.6	9.8	10.1	10.4	10.3	10.5	10.8	11.1	11.0	11.2	11.6	11.9	11.7	11.9	12.3	12.7	12.3	12.6	12.9	13.4	12.9	13.2	13.6	14.1					
		HI PR	211	228	240	251	237	255	270	281	270	290	307	320	307	331	349	364	346	372	393	410	382	411	434	453					
		LO PR	105	111	121	129	110	118	128	137	115	122	133	142	121	128	140	149	126	134	147	156	131	139	152	162					
		MBh	34.5	35.2	37.6	40.2	33.7	34.4	36.8	39.3	32.9	33.6	35.9	38.4	32.1	32.8	35.0	37.4	30.5	31.1	33.3	35.5	28.2	28.8	30.8	32.9					
		ST	0.88	0.83	0.67	0.50	0.92	0.86	0.70	0.52	0.94	0.88	0.72	0.54	0.97	0.91	0.74	0.55	1.00	0.94	0.77	0.57	1.00	0.95	0.77	0.58					
		Delta T	25	24	21	17	26	25	21	17	26	25	21	17	26	25	22	17	25	25	21	17	24	23	20	16					
		KW	2.06	2.10	2.17	2.24	2.22	2.27	2.34	2.42	2.36	2.41	2.49	2.57	2.48	2.54	2.62	2.71	2.59	2.65	2.74	2.83	2.68	2.74	2.83	2.93					
		AMPS	9.9	10.0	10.3	10.6	10.5	10.7	11.0	11.4	11.3	11.5	11.8	12.2	12.0	12.2	12.6	13.0	12.6	12.9	13.3	13.7	13.3	13.6	14.0	14.4					
HI PR	218	235	248	258	245	263	278	290	278	299	316	330	317	341	360	375	356	384	405	422	394	424	447	467							
LO PR	108	115	125	133	114	121	132	141	118	126	137	146	124	132	144	151	130	139	151	161	135	143	157	167							
MBh	36.5	36.3	38.8	41.4	34.7	35.4	37.9	40.5	33.8	34.6	37.0	39.5	33.0	33.7	36.1	38.5	31.4	32.1	34.2	36.6	29.1	29.7	31.7	33.9							
ST	0.93	0.87	0.71	0.53	0.96	0.90	0.73	0.55	1.00	0.92	0.75	0.56	1.00	0.95	0.78	0.58	1.00	1.00	0.81	0.60	1.00	1.00	0.81	0.61							
Delta T	24	23	20	16	25	24	21	16	25	24	21	16	25	24	21	17	23	24	20	16	22	22	19	15							
KW	2.07	2.12	2.19	2.26	2.24	2.28	2.36	2.44	2.38	2.43	2.51	2.60	2.50	2.56	2.65	2.74	2.61	2.67	2.76	2.85	2.70	2.77	2.86	2.96							
AMPS	9.9	10.1	10.4	10.7	10.6	10.8	11.1	11.5	11.4	11.6	11.9	12.3	12.0	12.3	12.7	13.1	12.7	13.0	13.4	13.8	13.4	13.7	14.1	14.6							
HI PR	220	237	250	261	247	266	281	293	281	302	319	333	320	344	364	379	360	387	409	427	398	428	452	471							
LO PR	109	116	126	135	115	122	134	142	120	127	139	148	126	134	146	155	132	140	153	163	136	145	158	168							
85	963	MBh	32.4	33.0	34.6	36.9	31.6	32.2	33.8	36.0	30.9	31.5	32.9	35.1	30.1	30.7	32.1	34.3	28.6	29.2	30.5	32.6	26.5	27.0	28.3	30.2					
		ST	0.89	0.86	0.78	0.63	0.93	0.89	0.81	0.65	0.95	0.92	0.83	0.67	0.98	0.95	0.85	0.69	1.00	0.98	0.89	0.72	1.00	0.99	0.89	0.72					
		Delta T	28	27	26	22	28	27	26	22	28	28	26	23	28	28	26	23	27	27	26	22	25	26	24	21					
		KW	2.02	2.07	2.13	2.20	2.18	2.23	2.30	2.38	2.32	2.37	2.45	2.53	2.44	2.50	2.58	2.67	2.55	2.60	2.69	2.78	2.64	2.69	2.79	2.88					
		AMPS	9.7	9.9	10.2	10.5	10.4	10.6	10.9	11.2	11.1	11.3	11.7	12.0	11.8	12.0	12.4	12.8	12.4	12.7	13.0	13.5	13.1	13.3	13.7	14.2					
		HI PR	214	230	243	253	240	258	272	284	273	293	310	323	310	334	353	368	349	376	397	414	386	415	438	457					
		LO PR	106	112	123	131	112	119	130	138	116	123	135	143	122	130	141	151	128	136	148	158	132	140	153	163					
		MBh	35.1	35.7	37.4	39.9	34.3	34.9	36.6	39.0	33.4	34.1	35.7	38.1	32.6	33.3	34.8	37.2	31.0	31.6	33.1	35.3	28.7	29.3	30.6	32.7					
		ST	0.93	0.89	0.81	0.65	0.96	0.93	0.84	0.68	0.98	0.95	0.86	0.70	1.00	0.98	0.89	0.72	1.00	1.00	0.92	0.75	1.00	1.00	0.93	0.75					
		Delta T	27	27	25	22	27	27	26	22	28	27	26	22	27	27	26	22	26	26	26	25	22	24	24	21					
		KW	2.07	2.12	2.19	2.26	2.24	2.28	2.36	2.44	2.38	2.43	2.51	2.60	2.50	2.56	2.65	2.74	2.61	2.67	2.76	2.85	2.70	2.77	2.86	2.96					
		AMPS	9.9	10.1	10.4	10.7	10.6	10.8	11.1	11.5	11.4	11.6	11.9	12.3	12.0	12.3	12.7	13.1	12.7	13.0	13.4	13.8	13.4	13.7	14.1	14.6					
HI PR	220	237	250	261	247	266	281	293	281	302	319	333	320	344	364	379	360	387	409	427	398	428	452	471							
LO PR	109	116	126	135	115	122	134	142	120	127	139	148	126	134	146	155	132	140	153	163	136	145	158	168							
MBh	36.1	36.8	38.6	41.1	35.3	36.0	37.7	40.2	34.4	35.1	36.8	39.2	33.6	34.2	35.9	38.3	31.9	32.5	34.1	36.4	29.6	30.1	31.6	33.7							
ST	0.97	0.94	0.85	0.69	1.00	0.97	0.88	0.71	1.00	1.00	0.90	0.73	1.00	1.00	0.93	0.75	1.00	1.00	0.96	0.78	1.00	1.00	0.97	0.79							
Delta T	26	26	24	21	26	26	25	21	26	26	25	21	25	25	25	21	24	24	24	24	22	22	22	20							
KW	2.09	2.13	2.20	2.28	2.25	2.30	2.38	2.46	2.40	2.45	2.53	2.62	2.53	2.58	2.67	2.76	2.63	2.69	2.78	2.88	2.73	2.79	2.88	2.98							
AMPS	10.0	10.2	10.5	10.8	10.7	10.9	11.2	11.6	11.5	11.7	12.0	12.4	12.1	12.4	12.8	13.2	12.8	13.1	13.5	13.9	13.5	13.8	14.2	14.7							
HI PR	222	239	253	264	249	268	284	296	284	305	322	336	323	348	367	383	364	391	413	431	402	432	456	476							
LO PR	110	117	128	136	116	124	135	144	121	128	140	149	127	135	147	157	133	141	154	164	137	146	160	170							

* Entering Indoor Dry Bulb Temperature

NOTE: Shaded area is AHRl Rating Conditions

KW= Total system power

AMPS=outdoor unit amps (comp. fan)

PERFORMANCE DATA

SXC160601A-LOW STAGE

EXPANDED PERFORMANCE DATA **COOLING OPERATION**
MODEL: *SXC160601A* / CA*F4961*6 + TXV / MBVC2000*-1**, Design Subcooling @ AHRI 95°F Conditions, 5° - 7°F @ the Serv. Vlv.**

IDB* Airflow	Outdoor Ambient Temperature																								
	65				75				85				95				105				115				
	59	63	67	71	59	63	67	71	59	63	67	71	59	63	67	71	59	63	67	71	59	63	67	71	
70	MBh	37.4	38.8	42.5	-	36.6	37.9	41.5	-	35.7	37.0	40.5	-	34.8	36.1	39.6	-	33.1	34.3	37.6	-	30.7	31.8	34.8	-
	ST	0.69	0.57	0.40	-	0.71	0.60	0.41	-	0.73	0.61	0.42	-	0.75	0.63	0.44	-	0.78	0.66	0.45	-	0.79	0.66	0.46	-
	Delta T	19	17	13	-	20	17	13	-	20	17	13	-	20	17	13	-	19	17	13	-	18	16	12	-
	KW	2.57	2.63	2.72	-	2.78	2.84	2.94	-	2.97	3.03	3.14	-	3.13	3.20	3.31	-	3.27	3.35	3.46	-	3.39	3.47	3.59	-
	AMPS	9.9	10.1	10.5	-	10.7	11.0	11.4	-	11.7	12.0	12.4	-	12.5	12.8	13.2	-	14.6	15.0	15.5	-	15.4	15.8	16.3	-
	HI PR	226	243	247	-	248	267	271	-	291	313	317	-	331	356	361	-	373	401	406	-	431	463	469	-
	LO PR	118	122	133	-	122	125	137	-	126	130	142	-	129	133	145	-	132	136	148	-	135	139	152	-
	MBh	40.6	42.0	46.1	-	39.6	41.1	45.0	-	38.7	40.1	43.9	-	37.7	39.1	42.9	-	35.9	37.2	40.7	-	33.2	34.4	37.7	-
	ST	0.71	0.60	0.41	-	0.74	0.62	0.43	-	0.76	0.63	0.44	-	0.78	0.65	0.45	-	0.81	0.68	0.47	-	0.82	0.68	0.47	-
	Delta T	19	16	12	-	19	17	13	-	19	17	13	-	19	17	13	-	19	17	13	-	18	15	12	-
	KW	2.59	2.65	2.74	-	2.80	2.87	2.97	-	2.99	3.06	3.17	-	3.16	3.23	3.34	-	3.30	3.38	3.49	-	3.42	3.50	3.62	-
	AMPS	10.0	10.2	10.6	-	10.8	11.1	11.5	-	11.8	12.1	12.5	-	12.6	12.9	13.4	-	14.7	15.1	15.6	-	15.6	15.9	16.5	-
HI PR	228	246	249	-	251	270	274	-	294	316	320	-	335	360	365	-	376	405	410	-	435	468	474	-	
LO PR	119	123	134	-	123	127	138	-	127	131	143	-	130	134	147	-	133	137	150	-	136	141	153	-	
MBh	41.8	43.3	47.5	-	40.8	42.3	46.3	-	39.8	41.3	45.2	-	38.9	40.3	44.1	-	36.9	38.3	41.9	-	34.2	35.5	38.8	-	
ST	0.75	0.62	0.43	-	0.78	0.65	0.45	-	0.80	0.66	0.46	-	0.82	0.69	0.47	-	0.85	0.71	0.49	-	0.86	0.72	0.50	-	
Delta T	18	16	12	-	18	16	12	-	18	16	12	-	19	16	12	-	18	16	12	-	17	15	11	-	
KW	2.61	2.67	2.76	-	2.83	2.89	2.99	-	3.02	3.09	3.19	-	3.19	3.26	3.37	-	3.33	3.41	3.52	-	3.45	3.53	3.66	-	
AMPS	10.1	10.3	10.7	-	10.9	11.2	11.6	-	11.9	12.2	12.6	-	12.7	13.0	13.5	-	14.9	15.2	15.8	-	15.7	16.1	16.7	-	
HI PR	231	248	252	-	253	272	276	-	297	319	323	-	338	363	368	-	380	409	415	-	439	472	479	-	
LO PR	120	124	136	-	124	128	140	-	128	132	144	-	132	136	148	-	134	139	151	-	138	142	155	-	
75	MBh	38.1	39.2	42.4	45.5	37.2	38.3	41.5	44.5	36.3	37.4	40.5	43.4	35.4	36.5	39.5	42.4	33.7	34.6	37.5	40.3	31.2	32.1	34.7	37.3
	ST	0.78	0.70	0.53	0.34	0.81	0.72	0.55	0.35	0.83	0.74	0.56	0.36	0.86	0.77	0.58	0.37	0.89	0.80	0.60	0.39	0.90	0.80	0.61	0.39
	Delta T	22	21	17	12	23	21	17	12	23	21	17	12	23	21	17	12	22	21	17	12	21	19	16	11
	KW	2.57	2.63	2.72	2.81	2.78	2.84	2.94	3.04	2.97	3.03	3.14	3.25	3.13	3.20	3.31	3.43	3.27	3.35	3.46	3.58	3.39	3.47	3.59	3.72
	AMPS	9.9	10.1	10.5	10.9	10.7	11.0	11.4	11.8	11.7	12.0	12.4	12.8	12.5	12.8	13.2	13.7	14.6	15.0	15.5	16.1	15.4	15.8	16.3	17.0
	HI PR	226	243	247	252	248	267	271	277	291	313	317	324	331	356	361	369	373	401	406	415	431	463	469	480
	LO PR	118	122	133	142	122	125	137	146	126	130	142	151	129	133	145	155	132	136	148	158	135	139	152	162
	MBh	41.3	42.5	46.0	49.3	40.3	41.5	44.9	48.2	39.3	40.5	43.8	47.1	38.4	39.5	42.8	45.9	36.5	37.5	40.6	43.6	33.8	34.8	37.6	40.4
	ST	0.81	0.73	0.55	0.35	0.84	0.75	0.57	0.37	0.86	0.77	0.58	0.38	0.89	0.80	0.60	0.39	0.92	0.83	0.63	0.40	0.93	0.83	0.63	0.41
	Delta T	22	20	17	11	22	20	17	12	22	21	17	12	22	21	17	12	22	20	17	12	21	19	16	11
	KW	2.59	2.65	2.74	2.83	2.80	2.87	2.97	3.07	2.99	3.06	3.17	3.28	3.16	3.23	3.34	3.46	3.30	3.38	3.49	3.62	3.42	3.50	3.62	3.75
	AMPS	10.0	10.2	10.6	11.0	10.8	11.1	11.5	11.9	11.8	12.1	12.5	13.0	12.6	12.9	13.4	13.9	14.7	15.1	15.6	16.2	15.6	15.9	16.5	17.1
HI PR	228	246	249	255	251	270	274	280	294	316	320	327	335	360	365	373	376	405	410	419	435	468	474	485	
LO PR	119	123	134	143	123	127	138	147	127	131	143	152	130	134	147	156	133	137	150	159	136	141	153	163	
MBh	42.5	43.8	47.4	50.8	41.5	42.7	46.3	49.6	40.5	41.7	45.2	48.5	39.5	40.7	44.1	47.3	37.6	38.7	41.9	44.9	34.8	35.8	38.8	41.6	
ST	0.85	0.76	0.58	0.37	0.88	0.79	0.60	0.38	0.90	0.81	0.61	0.39	0.93	0.83	0.63	0.41	0.97	0.87	0.66	0.42	0.98	0.87	0.66	0.43	
Delta T	21	19	16	11	21	20	16	11	21	20	16	11	22	20	16	11	21	20	16	11	20	18	15	10	
KW	2.61	2.67	2.76	2.86	2.83	2.89	2.99	3.10	3.02	3.09	3.19	3.31	3.19	3.26	3.37	3.49	3.33	3.41	3.52	3.65	3.45	3.53	3.66	3.79	
AMPS	10.1	10.3	10.7	11.1	10.9	11.2	11.6	12.0	11.9	12.2	12.6	13.1	12.7	13.0	13.5	14.0	14.9	15.2	15.8	16.4	15.7	16.1	16.7	17.3	
HI PR	231	248	252	257	253	272	276	282	297	319	323	331	338	363	368	377	380	409	415	424	439	472	479	490	
LO PR	120	124	136	144	124	128	140	149	128	132	144	154	132	136	148	158	134	139	151	161	138	142	155	165	

* Entering Indoor Dry Bulb Temperature
 High and low pressures are measured at the liquid and suction service valves.
 NOTE: Shaded area is ACCA (TVA) conditions
 KW= Total system power
 AMPS=outdoor unit amps (comp.+fan)

PERFORMANCE DATA

SXC160601A-LOW STAGE

EXPANDED PERFORMANCE DATA

COOLING OPERATION

MODEL: *SXC160601A* / CA*F4961*6** + TXV / MBVC2000*-1**, Design Subcooling @ AHRI 95°F Conditions, 5° - 7°F @ the Serv. Viv.

IDB*	Airflow	Outdoor Ambient Temperature																													
		65					75					85					95					105					115				
		59	63	67	71	75	59	63	67	71	75	59	63	67	71	75	59	63	67	71	75	59	63	67	71	75	59	63	67	71	75
80	1225	MBh	38.8	39.6	42.3	45.2	37.9	38.7	41.3	44.2	37.0	37.8	40.3	43.1	36.1	36.8	39.4	42.1	34.3	35.0	37.4	40.0	31.7	32.4	34.6	37.0					
		ST	0.86	0.80	0.65	0.49	0.89	0.83	0.68	0.51	0.91	0.85	0.70	0.52	0.94	0.88	0.72	0.54	0.98	0.92	0.75	0.56	0.98	0.92	0.75	0.56					
		Delta T	25	24	21	17	25	24	21	17	25	24	21	17	25	24	21	17	25	24	21	17	23	22	20	16					
		KW	2.57	2.63	2.72	2.81	2.78	2.84	2.94	3.04	2.97	3.03	3.14	3.25	3.13	3.20	3.31	3.43	3.27	3.35	3.46	3.58	3.39	3.47	3.59	3.72					
	AMPS	9.9	10.1	10.5	10.9	10.7	11.0	11.4	11.8	11.7	12.0	12.4	12.8	12.5	12.8	13.2	13.7	14.6	15.0	15.5	16.1	15.4	15.8	16.3	17.0						
	HIPR	226	243	247	252	248	267	271	277	291	313	317	324	331	356	361	369	373	401	406	415	431	463	469	480						
	LO PR	118	122	133	142	122	125	137	146	126	130	142	151	129	133	145	155	132	136	148	158	135	139	152	162						
	MBh	42.0	42.9	45.8	49.0	41.0	41.9	44.8	47.9	40.0	40.9	43.7	46.7	39.1	39.9	42.6	45.6	37.1	37.9	40.5	43.3	34.4	35.1	37.5	40.1						
ST	0.89	0.83	0.68	0.51	0.92	0.86	0.70	0.53	0.95	0.89	0.72	0.54	0.98	0.92	0.74	0.56	1.00	0.95	0.77	0.58	1.00	0.96	0.78	0.58							
Delta T	25	24	20	16	25	24	21	17	25	24	21	17	25	24	21	17	24	24	21	16	23	22	19	15							
KW	2.59	2.65	2.74	2.83	2.80	2.87	2.97	3.07	2.99	3.06	3.17	3.28	3.16	3.23	3.34	3.46	3.30	3.38	3.49	3.62	3.42	3.50	3.62	3.75							
AMPS	10.0	10.2	10.6	11.0	10.8	11.1	11.5	11.9	11.8	12.1	12.5	13.0	12.6	12.9	13.4	13.9	14.7	15.1	15.6	16.2	15.6	15.9	16.5	17.1							
HIPR	228	246	249	255	251	270	274	280	294	316	320	327	335	360	365	373	376	405	410	419	435	468	474	485							
LO PR	119	123	134	143	123	127	138	147	127	131	143	152	130	134	147	156	133	137	150	159	136	141	153	163							
MBh	43.3	44.2	47.2	50.5	42.2	43.2	46.1	49.3	41.2	42.1	45.0	48.1	40.2	41.1	43.9	47.0	38.2	39.1	41.7	44.6	35.4	36.2	38.7	41.3							
ST	0.93	0.87	0.71	0.53	0.97	0.91	0.74	0.55	1.00	0.93	0.76	0.57	1.00	0.96	0.78	0.58	1.00	1.00	0.81	0.61	1.00	1.00	0.82	0.61							
Delta T	24	23	20	16	24	23	20	16	24	23	20	16	23	23	20	16	22	23	20	16	21	21	18	15							
KW	2.61	2.67	2.76	2.86	2.83	2.89	2.99	3.10	3.02	3.09	3.19	3.31	3.19	3.26	3.37	3.49	3.49	3.52	3.65	3.66	3.45	3.53	3.66	3.79							
AMPS	10.1	10.3	10.7	11.1	10.9	11.2	11.6	12.0	11.9	12.2	12.6	13.1	12.7	13.0	13.5	14.0	14.9	15.2	15.8	16.4	15.7	16.1	16.7	17.3							
HIPR	231	248	252	257	253	272	276	282	297	319	323	331	338	363	368	377	380	409	415	424	439	472	479	490							
LO PR	120	124	136	144	124	128	140	149	128	132	144	154	132	136	148	158	134	139	151	161	138	142	155	165							
85	1225	MBh	39.4	40.2	42.1	44.9	38.5	39.3	41.1	43.9	37.6	38.3	40.1	42.8	36.7	37.4	39.2	41.8	34.8	35.5	37.2	39.7	32.3	32.9	34.5	36.8					
		ST	0.90	0.87	0.78	0.64	0.93	0.90	0.81	0.66	0.96	0.92	0.83	0.68	0.99	0.95	0.86	0.70	1.00	0.99	0.89	0.72	1.00	1.00	0.90	0.73					
		Delta T	27	26	25	21	27	26	25	22	27	27	25	22	27	27	25	22	26	26	25	22	24	24	25	23	20				
		KW	2.57	2.63	2.72	2.81	2.78	2.84	2.94	3.04	2.97	3.03	3.14	3.25	3.13	3.20	3.31	3.43	3.27	3.35	3.46	3.58	3.39	3.47	3.59	3.72					
	AMPS	9.9	10.1	10.5	10.9	10.7	11.0	11.4	11.8	11.7	12.0	12.4	12.8	12.5	12.8	13.2	13.7	14.6	15.0	15.5	16.1	15.4	15.8	16.3	17.0						
	HIPR	226	243	247	252	248	267	271	277	291	313	317	324	331	356	361	369	373	401	406	415	431	463	469	480						
	LO PR	118	122	133	142	122	125	137	146	126	130	142	151	129	133	145	155	132	136	148	158	135	139	152	162						
	MBh	42.7	43.6	45.6	48.7	41.7	42.5	44.6	47.5	40.7	41.5	43.5	46.4	39.7	40.5	42.4	45.3	37.8	38.5	40.3	43.0	35.0	35.7	37.3	39.8						
ST	0.93	0.90	0.81	0.66	0.97	0.93	0.84	0.68	0.99	0.96	0.86	0.70	1.00	1.00	0.99	0.89	0.72	1.00	1.00	0.92	0.75	1.00	1.00	0.93	0.76						
Delta T	26	26	24	21	26	26	25	21	27	26	25	21	26	26	25	21	25	25	24	21	23	23	23	20	20						
KW	2.59	2.65	2.74	2.83	2.80	2.87	2.97	3.07	2.99	3.06	3.17	3.28	3.16	3.23	3.34	3.46	3.30	3.38	3.49	3.62	3.42	3.50	3.62	3.75							
AMPS	10.0	10.2	10.6	11.0	10.8	11.1	11.5	11.9	11.8	12.1	12.5	13.0	12.6	12.9	13.4	13.9	14.7	15.1	15.6	16.2	15.6	15.9	16.5	17.1							
HIPR	228	246	249	255	251	270	274	280	294	316	320	327	335	360	365	373	376	405	410	419	435	468	474	485							
LO PR	119	123	134	143	123	127	138	147	127	131	143	152	130	134	147	156	133	137	150	159	136	141	153	163							
MBh	44.0	44.9	47.0	50.1	43.0	43.8	45.9	49.0	42.0	42.8	44.8	47.8	40.9	41.7	43.7	46.6	38.9	39.6	41.5	44.3	36.0	36.7	38.5	41.0							
ST	0.98	0.94	0.85	0.69	1.00	0.98	0.88	0.72	1.00	1.00	0.90	0.73	1.00	1.00	0.93	0.76	1.00	1.00	0.97	0.79	1.00	1.00	0.98	0.79							
Delta T	25.12	25	23	20	25	25	24	20	24	25	24	20	24	24	24	24	24	24	23	23	23	21	21	22	19						
KW	2.61	2.67	2.76	2.86	2.83	2.89	2.99	3.10	3.02	3.09	3.19	3.31	3.19	3.26	3.37	3.49	3.33	3.41	3.52	3.65	3.45	3.53	3.66	3.79							
AMPS	10.1	10.3	10.7	11.1	10.9	11.2	11.6	12.0	11.9	12.2	12.6	13.1	12.7	13.0	13.5	14.0	14.9	15.2	15.8	16.4	15.7	16.1	16.7	17.3							
HIPR	231	248	252	257	253	272	276	282	297	319	323	331	338	363	368	377	380	409	415	424	439	472	479	490							
LO PR	120	124	136	144	124	128	140	149	128	132	144	154	132	136	148	158	134	139	151	161	138	142	155	165							

KW= Total system power
AMPS= outdoor unit amps (comp. fan)

NOTE: Shaded area is AHRI Rating Conditions

* Entering Indoor Dry Bulb Temperature
High and low pressures are measured at the liquid and suction service valves.

PERFORMANCE DATA

SXC160601B-LOW STAGE

EXPANDED PERFORMANCE DATA **COOLING OPERATION**

MODEL: *SXC160601 B*/CA*F496*6 +TXV/MBVC2000**-1****, Design Subcooling @ AHRI 95°F Conditions, 5° - 7°F @ the Serv. Viv.

IDB*	Airflow	Outdoor Ambient Temperature																									
		65				75				85				105				115									
		59	63	67	71	59	63	67	71	59	63	67	71	59	63	67	71	59	63	67	71						
70	1575	MBh	50.1	51.9	56.8	-	48.9	50.7	55.5	-	47.7	49.5	54.2	-	46.6	48.3	52.9	-	44.2	45.8	50.2	-	41.0	42.5	46.5	-	
		ST	0.68	0.57	0.40	-	0.71	0.59	0.41	-	0.73	0.61	0.42	-	0.75	0.63	0.43	-	0.78	0.66	0.45	-	0.78	0.66	0.45	-	
		DT	20	17	13	-	20	17	13	-	20	18	13	-	20	18	13	-	20	17	13	-	19	16	12	-	
		KW	3.45	3.53	3.65	-	3.73	3.82	3.95	-	3.98	4.07	4.21	-	4.20	4.30	4.45	-	4.39	4.49	4.65	-	4.55	4.66	4.82	-	
		AMPS	13.6	13.9	14.4	-	14.7	15.0	15.6	-	16.0	16.4	16.9	-	17.1	17.5	18.1	-	18.2	18.7	19.3	-	19.4	19.8	20.5	-	
		HIPR	222	239	252	-	249	268	283	-	283	304	321	-	322	347	366	-	363	390	412	-	401	431	455	-	
	LO PR	100	106	116	-	106	112	123	-	110	117	128	-	115	123	134	-	121	129	140	-	125	133	145	-		
	1800	MBh	54.2	56.2	61.6	-	53.0	54.9	60.1	-	51.7	53.6	58.7	-	50.4	52.3	57.3	-	47.9	49.7	54.4	-	44.4	46.0	50.4	-	
		ST	0.71	0.59	0.41	-	0.73	0.61	0.43	-	0.75	0.63	0.44	-	0.78	0.65	0.45	-	0.81	0.67	0.47	-	0.81	0.68	0.47	-	
		DT	20	17	13	-	20	17	13	-	20	17	13	-	20	17	13	-	20	17	13	-	18	16	12	-	
		KW	3.54	3.62	3.74	-	3.83	3.92	4.05	-	4.09	4.18	4.33	-	4.31	4.41	4.57	-	4.51	4.61	4.77	-	4.67	4.78	4.95	-	
		AMPS	13.9	14.3	14.8	-	15.1	15.5	16.0	-	16.5	16.9	17.4	-	17.6	18.1	18.7	-	18.8	19.2	19.9	-	19.9	20.4	21.1	-	
HIPR		229	246	260	-	256	276	291	-	292	314	331	-	332	357	377	-	374	402	425	-	413	444	469	-		
LO PR	103	110	120	-	109	116	127	-	113	120	132	-	119	127	138	-	125	133	145	-	129	137	150	-			
2025	MBh	55.9	57.9	63.4	-	54.6	56.5	62.0	-	53.3	55.2	60.5	-	52.0	53.9	59.0	-	49.4	51.2	56.1	-	45.7	47.4	51.9	-		
	ST	0.74	0.62	0.43	-	0.77	0.64	0.45	-	0.79	0.66	0.46	-	0.82	0.68	0.47	-	0.85	0.71	0.49	-	0.85	0.71	0.49	-		
	DT	19	16	12	-	19	17	13	-	19	17	13	-	19	17	13	-	19	16	12	-	18	15	12	-		
	KW	3.57	3.65	3.77	-	3.86	3.95	4.09	-	4.12	4.22	4.36	-	4.36	4.45	4.61	-	4.55	4.65	4.82	-	4.71	4.83	4.99	-		
	AMPS	14.1	14.4	14.9	-	15.2	15.6	16.2	-	16.6	17.0	17.6	-	17.8	18.2	18.9	-	19.0	19.4	20.1	-	20.1	20.6	21.3	-		
	HIPR	231	248	262	-	259	279	294	-	295	317	335	-	336	361	381	-	377	406	429	-	417	449	474	-		
LO PR	104	111	121	-	110	117	128	-	114	122	133	-	120	128	140	-	126	134	146	-	130	139	151	-			
75	1575	MBh	50.9	52.4	56.7	60.9	49.7	51.2	55.4	59.5	48.5	50.0	54.1	58.1	47.3	48.8	52.8	56.6	45.0	46.3	50.1	53.8	41.7	42.9	46.4	49.8	
		ST	0.78	0.69	0.53	0.34	0.81	0.72	0.55	0.35	0.83	0.74	0.56	0.36	0.85	0.76	0.58	0.37	0.88	0.79	0.60	0.39	0.89	0.80	0.60	0.39	
		DT	23	21	17	12	23	22	18	12	23	22	18	12	24	22	18	12	23	21	18	12	22	20	16	11	
		KW	3.48	3.56	3.68	3.80	3.77	3.85	3.98	4.12	4.02	4.11	4.25	4.40	4.24	4.34	4.49	4.64	4.43	4.43	4.53	4.69	4.85	4.59	4.70	4.86	5.03
		AMPS	13.7	14.0	14.5	15.0	14.8	15.2	15.7	16.3	16.1	16.5	17.1	17.8	17.3	17.7	18.3	19.0	18.4	18.9	19.5	20.3	19.5	20.0	20.7	21.5	
		HIPR	224	241	254	265	251	270	286	298	286	308	325	339	326	350	370	386	366	366	394	416	434	405	435	460	480
	LO PR	101	108	117	125	107	114	124	132	111	118	129	137	117	124	135	144	122	130	142	151	126	134	147	156		
	1800	MBh	55.1	56.8	61.5	66.0	53.9	55.5	60.0	64.4	52.6	54.1	58.6	62.9	51.3	52.8	57.2	61.4	48.7	50.2	54.3	58.3	45.1	46.5	50.3	54.0	
		ST	0.81	0.72	0.55	0.35	0.84	0.75	0.57	0.36	0.86	0.77	0.58	0.37	0.88	0.79	0.60	0.38	0.92	0.82	0.62	0.40	0.93	0.83	0.63	0.40	
		DT	23	21	17	12	23	21	17	12	23	21	17	12	23	21	17	12	23	21	17	12	21	20	16	11	
		KW	3.57	3.65	3.78	3.90	3.87	3.95	4.09	4.23	4.12	4.22	4.36	4.52	4.35	4.45	4.61	4.77	4.55	4.65	4.82	4.99	4.71	4.83	5.00	5.17	
		AMPS	14.1	14.4	14.9	15.5	15.3	15.6	16.2	16.8	16.6	17.0	17.6	18.3	17.8	18.2	18.9	19.6	19.0	19.4	20.1	20.9	20.1	20.6	21.3	22.2	
HIPR		231	248	262	274	259	279	294	307	295	317	335	349	336	361	381	398	378	406	429	447	417	449	474	494		
LO PR	104	111	121	129	110	117	128	136	116	122	133	142	120	128	140	149	126	134	146	156	130	139	151	161			
2025	MBh	56.8	58.5	63.3	67.9	55.5	57.1	61.8	66.4	54.2	55.8	60.4	64.8	52.8	54.4	58.9	63.2	50.2	51.7	55.9	60.0	46.5	47.9	51.8	55.6		
	ST	0.84	0.76	0.57	0.37	0.88	0.78	0.59	0.38	0.90	0.80	0.61	0.39	0.93	0.83	0.63	0.40	0.96	0.86	0.65	0.42	0.97	0.87	0.66	0.42		
	DT	22	20	16	11	22	20	17	11	22	20	17	12	22	20	17	12	22	20	17	11	20	19	15	11		
	KW	3.60	3.68	3.81	3.94	3.90	3.99	4.12	4.27	4.16	4.26	4.40	4.56	4.39	4.49	4.65	4.81	4.59	4.70	4.86	5.03	4.76	4.87	5.04	5.22		
	AMPS	14.2	14.6	15.0	15.6	15.4	15.8	16.3	16.9	16.8	17.2	17.8	18.5	18.0	18.4	19.0	19.8	19.1	19.6	20.3	21.1	20.3	20.8	21.5	22.4		
	HIPR	233	251	265	276	262	282	297	310	298	320	338	353	339	365	385	402	381	410	433	452	421	453	479	499		
LO PR	105	112	122	130	111	118	129	138	116	123	134	143	121	129	141	150	127	135	148	157	132	140	153	163			

* Entering Indoor Dry Bulb Temperature
 High and low pressures are measured at the liquid and suction service valves.

NOTE: Shaded area is ACCA (TVA) conditions

KW=Total system power
 AMPS=Outdoor unit amps (comp.+fan)

PERFORMANCE DATA

SXC160601B-LOW STAGE

EXPANDED PERFORMANCE DATA

COOLING OPERATION

MODEL: *SXC160601 B*/CA*F496*6** +TXV/MBVC2000**~1** , Design Subcooling @ AHRI 95°F Conditions, 5° - 7° F @ the Serv. Viv.

IDB*	Airflow	Outdoor Ambient Temperature																									
		65				75				85				95				105				115					
		59	63	67	71	59	63	67	71	59	63	67	71	59	63	67	71	59	63	67	71	59	63	67	71		
80	1575	MBh	51.8	52.9	56.6	60.5	50.6	51.7	56.2	59.1	49.4	50.5	53.9	57.6	48.2	49.2	52.6	56.2	45.8	46.8	50.0	53.4	42.4	43.3	46.3	49.5	
		ST	0.85	0.80	0.65	0.49	0.88	0.83	0.67	0.50	0.91	0.85	0.69	0.52	0.93	0.88	0.71	0.53	0.97	0.91	0.74	0.55	0.98	0.92	0.75	0.56	
		DT	26	25	21	17	26	25	22	17	26	25	22	18	26	25	22	17	26	25	22	17	24	23	20	16	
		KW	3.51	3.59	3.71	3.84	3.80	3.88	4.02	4.16	4.05	4.15	4.29	4.44	4.28	4.38	4.53	4.69	4.47	4.47	4.57	4.73	4.90	4.63	4.74	4.91	5.08
		AMPS	13.8	14.2	14.6	15.2	15.0	15.3	15.9	16.5	16.3	16.7	17.3	17.9	17.4	17.9	18.5	19.2	18.6	19.1	19.7	20.5	19.7	20.2	20.9	21.7	
		HI PR	226	243	257	268	254	273	288	301	289	311	328	342	329	354	374	390	370	398	420	438	409	440	464	484	
		LO PR	102	109	119	126	108	115	125	133	112	119	130	139	118	125	137	146	123	131	143	153	128	136	148	158	
		MBh	56.1	57.4	61.3	65.5	54.8	56.0	59.9	64.0	53.5	54.7	58.4	62.5	52.2	53.4	57.0	60.9	49.6	50.7	54.2	57.9	45.9	46.9	50.2	53.6	
		ST	0.88	0.83	0.67	0.50	0.92	0.86	0.70	0.52	0.94	0.88	0.72	0.54	0.97	0.91	0.74	0.55	1.00	0.94	0.77	0.57	1.00	0.95	0.77	0.58	
		DT	25	24	21	17	26	25	21	17	26	25	21	17	26	25	22	17	25	24	21	17	23	23	20	16	
KW	3.60	3.68	3.81	3.94	3.90	3.99	4.12	4.27	4.16	4.26	4.40	4.56	4.39	4.49	4.65	4.81	4.59	4.70	4.86	5.03	4.76	4.87	5.04	5.22			
AMPS	14.2	14.6	15.1	15.6	15.4	15.8	16.3	16.9	16.8	17.2	17.8	18.5	18.0	18.4	19.0	19.8	19.1	19.6	20.3	21.1	20.3	20.8	21.5	22.4			
HI PR	233	251	265	276	262	282	297	310	298	320	338	353	339	365	385	402	381	410	433	452	421	453	479	499			
LO PR	105	112	122	130	111	118	129	138	116	123	134	143	121	129	141	150	127	135	148	157	132	140	153	163			
MBh	57.8	59.1	63.1	67.5	56.5	57.7	61.6	65.9	55.1	56.3	60.2	64.3	53.8	55.0	58.7	62.8	51.1	52.2	55.8	59.6	47.3	48.4	51.7	55.2			
ST	0.93	0.87	0.71	0.53	0.96	0.90	0.73	0.55	1.00	0.92	0.75	0.56	1.00	0.95	0.78	0.58	1.00	1.00	0.81	0.60	1.00	1.00	0.81	0.61			
DT	24	23	20	16	25	24	21	16	25	24	21	16	24	24	21	17	23	24	21	16	21	22	19	15			
KW	3.63	3.72	3.84	3.97	3.93	4.02	4.16	4.30	4.20	4.29	4.44	4.60	4.43	4.53	4.69	4.86	4.63	4.74	4.90	5.08	4.80	4.91	5.09	5.27			
AMPS	14.3	14.7	15.2	15.8	15.5	15.9	16.5	17.1	16.9	17.3	17.9	18.6	18.1	18.6	19.2	20.0	19.3	19.8	20.5	21.3	20.5	21.0	21.7	22.6			
HI PR	236	253	268	279	264	284	300	313	301	323	342	356	342	368	389	406	385	414	438	457	426	458	484	504			
LO PR	106	113	123	131	112	119	130	139	117	124	136	144	123	130	142	152	129	137	149	159	133	141	154	164			
86	1575	MBh	52.7	53.7	56.3	60.0	51.5	52.5	56.0	58.6	50.3	51.2	53.7	57.2	49.0	50.0	52.3	55.8	46.6	47.5	49.7	53.1	43.1	44.0	46.1	49.1	
		ST	0.89	0.86	0.78	0.63	0.93	0.89	0.81	0.65	0.95	0.92	0.83	0.67	0.98	0.95	0.85	0.69	1.00	0.98	0.89	0.72	1.00	0.99	0.89	0.72	
		DT	27	27	26	22	28	27	26	22	28	27	26	22	28	28	26	23	27	27	26	22	25	25	24	21	
		KW	3.54	3.62	3.74	3.87	3.83	3.92	4.05	4.19	4.09	4.18	4.33	4.48	4.31	4.41	4.57	4.73	4.51	4.61	4.77	4.94	4.67	4.78	4.95	5.13	
		AMPS	13.9	14.3	14.8	15.3	15.1	15.5	16.0	16.6	16.4	16.9	17.4	18.1	17.6	18.1	18.7	19.4	18.8	19.2	19.9	20.7	19.9	20.4	21.1	21.9	
		HI PR	228	246	260	271	256	276	291	304	292	314	331	346	332	357	377	394	374	402	425	443	413	444	469	489	
		LO PR	103	110	120	128	109	116	127	135	113	120	132	140	119	127	138	147	125	133	145	154	129	137	150	159	
		MBh	57.1	58.2	61.0	65.0	55.8	56.9	59.6	63.5	54.5	55.5	58.1	62.0	53.1	54.2	56.7	60.5	50.5	51.4	53.9	57.5	46.7	47.7	49.9	53.2	
		ST	0.93	0.89	0.81	0.65	0.96	0.93	0.84	0.68	0.98	0.95	0.86	0.70	1.00	0.98	0.89	0.72	1.00	1.00	0.92	0.75	1.00	1.00	0.93	0.75	
		DT	27	27	25	22	27	27	25	22	27	27	25	22	27	27	25	22	26	26	25	22	24	24	24	20	
KW	3.63	3.72	3.84	3.97	3.93	4.02	4.16	4.30	4.20	4.29	4.44	4.60	4.43	4.53	4.69	4.86	4.63	4.74	4.90	5.08	4.80	4.91	5.09	5.27			
AMPS	14.3	14.7	15.2	15.8	15.5	15.9	16.5	17.1	16.9	17.3	17.9	18.6	18.1	18.6	19.2	20.0	19.3	19.8	20.5	21.3	20.5	21.0	21.7	22.6			
HI PR	236	253	268	279	264	284	300	313	301	323	342	356	342	368	389	406	385	414	438	457	426	458	484	504			
LO PR	106	113	123	131	112	119	130	139	117	124	136	144	123	130	142	152	129	137	149	159	133	141	154	164			
MBh	58.8	60.0	62.8	67.0	57.5	58.6	61.3	65.4	56.1	57.2	59.9	63.9	54.7	55.8	58.4	62.3	52.0	53.0	55.5	59.2	48.2	49.1	51.4	54.8			
ST	0.97	0.94	0.85	0.69	1.00	0.97	0.88	0.71	1.00	1.00	0.90	0.73	1.00	1.00	0.93	0.75	1.00	1.00	0.96	0.78	1.00	1.00	0.97	0.79			
DT	25.94	26	24	21	26	26	24	21	25	26	23	21	24	25	25	25	21	24	24	24	22	22	22	20			
KW	3.66	3.75	3.87	4.01	3.97	4.06	4.20	4.34	4.23	4.33	4.48	4.64	4.47	4.57	4.73	4.90	4.67	4.78	4.95	5.12	4.84	4.96	5.13	5.31			
AMPS	14.5	14.8	15.3	15.9	15.7	16.1	16.6	17.3	17.1	17.5	18.1	18.8	18.3	18.8	19.4	20.2	19.5	20.0	20.7	21.5	20.7	21.2	22.0	22.8			
HI PR	238	256	270	282	267	287	303	316	304	327	345	360	346	372	393	410	389	419	442	461	430	463	488	509			
LO PR	107	114	125	133	113	121	132	140	118	125	137	146	124	132	144	153	130	138	151	161	134	143	156	166			

* Entering Indoor Dry Bulb Temperature
 High and low pressures are measured at the liquid and suction service valves.
 NOTE: Shaded area is AHRI Rating Conditions
 KW= Total system power
 AMPS= outdoor unit amps (comp. fan)

COOLING PERFORMANCE DATA

ASXC160241A*-HIGH STAGE

EXPANDED PERFORMANCE DATA **COOLING OPERATION**
MODEL: *SXC160241A* / CA*F3636*6 + TXV / MBVC1200**-1** , Design Subcooling @ AHRI 95°F Conditions, 5°F @ Serv. Vlv.**

IDB* Airflow	Outdoor Ambient Temperature																							
	65				75				85				95				105				115			
	59	63	67	71	59	63	67	71	59	63	67	71	59	63	67	71	59	63	67	71	59	63	67	71
700	MBh	21.1	21.8	23.9	-	20.6	21.3	23.4	-	20.1	20.8	22.8	-	19.6	20.3	22.3	-	18.6	19.3	21.1	-	17.3	17.9	19.6
	ST	0.70	0.58	0.40	-	0.72	0.60	0.42	-	0.74	0.62	0.43	-	0.76	0.64	0.44	-	0.79	0.66	0.46	-	0.80	0.67	0.46
	Delta T	19	17	13	-	20	17	13	-	20	17	13	-	20	17	13	-	19	17	13	-	18	16	12
	KW	1.48	1.51	1.56	-	1.59	1.63	1.68	-	1.69	1.73	1.79	-	1.78	1.82	1.89	-	1.86	1.90	1.97	-	1.93	1.97	2.04
	AMPS	5.8	5.9	6.1	-	6.3	6.4	6.6	-	6.8	6.9	7.2	-	7.2	7.4	7.6	-	7.7	7.9	8.1	-	8.1	8.3	8.6
	HI PR	232	249	253	-	262	282	286	-	298	321	325	-	340	365	370	-	382	411	417	-	428	460	467
	LO PR	119	123	134	-	123	127	138	-	127	131	143	-	130	134	147	-	133	137	150	-	136	140	153
	MBh	22.8	23.7	25.9	-	22.3	23.1	25.3	-	21.8	22.6	24.7	-	21.2	22.0	24.1	-	20.2	20.9	22.9	-	18.7	19.4	21.2
	ST	0.72	0.60	0.42	-	0.75	0.63	0.43	-	0.77	0.64	0.44	-	0.79	0.66	0.46	-	0.82	0.69	0.48	-	0.83	0.69	0.48
	Delta T	19	16	12	-	19	17	13	-	19	17	13	-	19	17	13	-	19	17	13	-	18	15	12
800	KW	1.49	1.52	1.57	-	1.61	1.64	1.69	-	1.71	1.75	1.80	-	1.80	1.84	1.90	-	1.88	1.92	1.98	-	1.94	1.99	2.06
	AMPS	5.9	6.0	6.2	-	6.3	6.5	6.7	-	6.8	7.0	7.2	-	7.3	7.5	7.7	-	7.8	7.9	8.2	-	8.2	8.4	8.7
	HI PR	234	252	256	-	265	285	289	-	301	324	329	-	343	369	374	-	386	415	421	-	432	465	471
	LO PR	120	124	136	-	124	128	140	-	128	132	144	-	132	136	148	-	134	138	151	-	138	142	155
	MBh	23.5	24.4	26.7	-	23.0	23.8	26.1	-	22.4	23.2	25.5	-	21.9	22.7	24.8	-	20.8	21.5	23.6	-	19.3	20.0	21.9
	ST	0.76	0.63	0.44	-	0.78	0.66	0.45	-	0.80	0.67	0.47	-	0.83	0.69	0.48	-	0.86	0.72	0.50	-	0.87	0.73	0.50
	Delta T	18	16	12	-	18	16	12	-	18	16	12	-	19	16	12	-	18	16	12	-	17	15	11
	KW	1.50	1.53	1.58	-	1.62	1.65	1.71	-	1.72	1.76	1.82	-	1.81	1.86	1.92	-	1.89	1.94	2.00	-	1.96	2.01	2.07
	AMPS	5.9	6.0	6.2	-	6.4	6.5	6.7	-	6.9	7.1	7.3	-	7.4	7.5	7.8	-	7.8	8.0	8.3	-	8.3	8.5	8.7
	HI PR	237	255	258	-	268	288	292	-	304	327	332	-	347	373	378	-	390	419	425	-	437	470	476
LO PR	122	125	137	-	125	129	141	-	129	134	146	-	133	137	150	-	136	140	153	-	139	143	156	

700	MBh	21.4	22.1	23.9	25.6	20.9	21.6	23.3	25.0	20.4	21.0	22.8	24.4	19.9	20.5	22.2	23.8	18.9	19.5	21.1	22.7	17.5	18.1	19.6
	ST	0.79	0.71	0.54	0.34	0.82	0.73	0.56	0.36	0.84	0.75	0.57	0.37	0.87	0.78	0.59	0.38	0.90	0.81	0.61	0.39	0.91	0.81	0.62
	Delta T	22	21	17	12	23	21	17	12	23	21	17	12	23	21	17	12	22	21	17	12	21	19	16
	KW	1.48	1.51	1.56	1.61	1.59	1.63	1.68	1.74	1.69	1.73	1.79	1.85	1.78	1.82	1.89	1.95	1.86	1.90	1.97	2.04	1.93	1.97	2.04
	AMPS	5.8	5.9	6.1	6.3	6.3	6.4	6.6	6.8	6.8	6.9	7.2	7.4	7.2	7.4	7.6	7.9	7.7	7.9	8.1	8.4	8.1	8.3	8.6
	HI PR	232	249	253	259	262	282	286	292	298	321	325	332	340	365	370	379	382	411	417	426	428	460	467
	LO PR	119	123	134	143	123	127	138	147	127	131	143	152	130	134	147	156	133	137	150	159	136	140	153
	MBh	23.2	23.9	25.9	27.8	22.7	23.4	25.3	27.1	22.1	22.8	24.7	26.5	21.6	22.2	24.1	25.8	20.5	21.1	22.9	24.5	19.0	19.6	21.2
	ST	0.82	0.73	0.56	0.36	0.85	0.76	0.58	0.37	0.87	0.78	0.59	0.38	0.90	0.81	0.61	0.39	0.93	0.84	0.63	0.41	0.94	0.84	0.64
	Delta T	22	20	17	11	22	20	17	12	22	20	17	12	22	20	17	12	22	20	17	11	21	19	16
800	KW	1.49	1.52	1.57	1.62	1.61	1.64	1.69	1.75	1.71	1.75	1.80	1.87	1.80	1.84	1.90	1.97	1.88	1.92	1.98	2.05	1.94	1.99	2.06
	AMPS	5.9	6.0	6.2	6.4	6.3	6.5	6.7	6.9	6.8	7.0	7.2	7.5	7.3	7.5	7.7	8.0	7.8	7.9	8.2	8.5	8.2	8.4	8.7
	HI PR	234	252	256	261	265	285	289	295	301	324	329	336	343	369	374	382	386	415	421	430	432	465	471
	LO PR	120	124	136	144	124	128	140	149	128	132	144	154	132	136	148	158	134	138	151	161	138	142	155
	MBh	23.9	24.6	26.7	28.6	23.4	24.1	26.0	27.9	22.8	23.5	25.4	27.3	22.2	22.9	24.8	26.6	21.1	21.8	23.6	25.3	19.6	20.2	21.8
	ST	0.86	0.77	0.58	0.37	0.89	0.80	0.60	0.39	0.91	0.82	0.62	0.40	0.94	0.84	0.64	0.41	0.98	0.88	0.66	0.43	0.99	0.88	0.67
	Delta T	21	19	16	11	21	20	16	11	21	20	16	11	21	20	16	11	21	19	16	11	20	18	15
	KW	1.50	1.53	1.58	1.63	1.62	1.65	1.71	1.77	1.72	1.76	1.82	1.88	1.81	1.86	1.92	1.98	1.89	1.94	2.00	2.07	1.96	2.01	2.07
	AMPS	5.9	6.0	6.2	6.5	6.4	6.5	6.7	7.0	6.9	7.1	7.3	7.6	7.4	7.5	7.8	8.1	7.8	8.0	8.3	8.6	8.3	8.5	8.7
	HI PR	237	255	258	264	268	288	292	298	304	327	332	339	347	373	378	386	390	419	425	435	437	470	476
LO PR	122	125	137	146	125	129	141	150	129	134	146	155	133	137	150	159	136	140	153	163	139	143	156	

* Entering Indoor Dry Bulb Temperature
 High and low pressures are measured at the liquid and suction service valves.
 NOTE: Shaded area is ACCA (TVA) conditions
 KW=Total system power
 AMPS=outdoor unit amps (comp.+fan)

COOLING PERFORMANCE DATA

ASXC160241A*-HIGH STAGE

EXPANDED PERFORMANCE DATA

COOLING OPERATION

MODEL: *SXC160241A* / CA*F3636*6** + TXV / MBVC1200*-1**, Design Subcooling @ AHRI 95°F Conditions, 5°F @ Serv. Vlv.

IDB*	Airflow	Outdoor Ambient Temperature																								
		65					75					85					105					115				
		59	63	67	71	75	59	63	67	71	75	59	63	67	71	75	59	63	67	71	75	59	63	67	71	75
80	MBh	21.8	22.3	23.8	25.5	21.3	21.8	23.3	24.9	20.8	21.3	22.7	24.3	20.3	20.7	22.2	23.7	19.3	19.7	21.0	22.5	17.9	18.2	19.5	20.8	
	ST	0.87	0.81	0.66	0.50	0.90	0.84	0.69	0.51	0.92	0.87	0.70	0.53	0.95	0.89	0.73	0.54	0.99	0.93	0.75	0.56	1.00	0.93	0.76	0.57	
	Delta T	25	24	21	17	25	24	21	17	25	24	21	17	25	24	21	17	25	24	21	17	23	22	19	16	
	KW	1.48	1.51	1.56	1.61	1.59	1.63	1.68	1.74	1.69	1.73	1.79	1.85	1.78	1.82	1.89	1.96	1.86	1.90	1.97	2.04	1.93	1.97	2.04	2.11	
	AMPS	5.8	5.9	6.1	6.3	6.3	6.4	6.6	6.8	6.8	6.9	7.2	7.4	7.2	7.4	7.6	7.9	7.7	7.9	8.1	8.4	8.1	8.3	8.6	8.9	
	HI PR	232	249	253	259	262	282	286	292	298	321	325	332	340	365	370	379	382	411	417	426	428	460	467	477	
	LO PR	119	123	134	143	123	127	138	147	127	131	143	152	130	134	147	156	133	137	150	159	136	140	153	163	
	MBh	23.6	24.1	25.8	27.6	23.1	23.6	25.2	26.9	22.5	23.0	24.6	26.3	22.0	22.5	24.0	25.7	20.9	21.3	22.8	24.4	19.3	19.8	21.1	22.6	
	ST	0.90	0.84	0.69	0.51	0.93	0.88	0.71	0.53	0.96	0.90	0.73	0.55	0.99	0.93	0.75	0.56	1.00	0.96	0.78	0.58	1.00	0.97	0.79	0.59	
	Delta T	24	23	20	16	25	24	21	16	25	24	21	16	25	24	21	17	24	24	21	16	22	22	19	15	
KW	1.49	1.52	1.57	1.62	1.61	1.64	1.69	1.75	1.71	1.75	1.80	1.87	1.80	1.84	1.90	1.97	1.88	1.92	1.98	2.05	1.94	1.99	2.06	2.13		
AMPS	5.9	6.0	6.2	6.4	6.3	6.5	6.7	6.9	6.8	7.0	7.2	7.5	7.3	7.5	7.7	8.0	7.8	7.9	8.2	8.5	8.2	8.4	8.7	9.0		
HI PR	234	252	256	261	265	285	289	295	301	324	329	336	343	369	374	382	386	415	421	430	432	465	471	482		
LO PR	120	124	136	144	124	128	140	149	128	132	144	154	132	136	148	158	134	138	151	161	138	142	155	165		
MBh	24.3	24.9	26.6	28.4	23.8	24.3	26.0	27.7	23.2	23.7	25.3	27.1	22.6	23.1	24.7	26.4	21.5	22.0	23.5	25.1	19.9	20.4	21.8	23.3		
ST	0.94	0.89	0.72	0.54	1.00	0.92	0.75	0.56	1.00	0.94	0.77	0.57	1.00	1.00	0.79	0.59	1.00	1.00	0.82	0.61	1.00	1.00	0.83	0.62		
Delta T	23	22	20	16	24	23	20	16	24	23	20	16	23	24	20	16	22	22	20	16	20	21	18	15		
KW	1.50	1.53	1.58	1.63	1.62	1.65	1.71	1.77	1.72	1.76	1.82	1.88	1.81	1.86	1.92	1.98	1.89	1.94	2.00	2.07	1.96	2.01	2.07	2.15		
AMPS	5.9	6.0	6.2	6.5	6.4	6.5	6.7	7.0	6.9	7.1	7.3	7.6	7.4	7.5	7.8	8.1	7.8	8.0	8.3	8.6	8.3	8.5	8.7	9.1		
HI PR	237	255	258	264	268	288	292	298	304	327	332	339	347	373	378	386	390	419	425	435	437	470	476	487		
LO PR	122	125	137	146	125	129	141	150	129	134	146	155	133	137	150	159	136	140	153	163	139	143	156	167		
85	MBh	22.2	22.6	23.7	25.3	21.7	22.1	23.1	24.7	21.2	21.6	22.6	24.1	20.6	21.0	22.0	23.5	19.6	20.0	20.9	22.3	18.2	18.5	19.4	20.7	
	ST	0.91	0.88	0.79	0.64	0.94	0.91	0.82	0.67	0.97	0.93	0.84	0.68	1.00	0.96	0.87	0.71	1.00	1.00	0.90	0.73	1.00	1.00	0.91	0.74	
	Delta T	27	26	25	21	27	26	25	22	27	26	25	22	27	27	25	22	26	26	25	21	24	24	23	20	
	KW	1.48	1.51	1.56	1.61	1.59	1.63	1.68	1.74	1.69	1.73	1.79	1.85	1.78	1.82	1.89	1.96	1.86	1.90	1.97	2.04	1.93	1.97	2.04	2.11	
	AMPS	5.8	5.9	6.1	6.3	6.3	6.4	6.6	6.8	6.8	6.9	7.2	7.4	7.2	7.4	7.6	7.9	7.7	7.9	8.1	8.4	8.1	8.3	8.6	8.9	
	HI PR	232	249	253	259	262	282	286	292	298	321	325	332	340	365	370	379	382	411	417	426	428	460	467	477	
	LO PR	119	123	134	143	123	127	138	147	127	131	143	152	130	134	147	156	133	137	150	159	136	140	153	163	
	MBh	24.0	24.5	25.7	27.4	23.5	23.9	25.1	26.8	22.9	23.4	24.5	26.1	22.4	22.8	23.9	25.5	21.2	21.7	22.7	24.2	19.7	20.1	21.0	22.4	
	ST	0.94	0.91	0.82	0.67	0.98	0.94	0.85	0.69	1.00	0.97	0.87	0.71	1.00	1.00	0.90	0.73	1.00	1.00	0.94	0.76	1.00	1.00	0.94	0.77	
	Delta T	26	26	24	21	26	26	25	21	26	26	25	21	26	26	25	21	24	25	24	21	23	23	23	20	
KW	1.49	1.52	1.57	1.62	1.61	1.64	1.69	1.75	1.71	1.75	1.80	1.87	1.80	1.84	1.90	1.97	1.88	1.92	1.98	2.05	1.94	1.99	2.06	2.13		
AMPS	5.9	6.0	6.2	6.4	6.3	6.5	6.7	6.9	6.8	7.0	7.2	7.5	7.3	7.5	7.7	8.0	7.8	7.9	8.2	8.5	8.2	8.4	8.7	9.0		
HI PR	234	252	256	261	265	285	289	295	301	324	329	336	343	369	374	382	386	415	421	430	432	465	471	482		
LO PR	120	124	136	144	124	128	140	149	128	132	144	154	132	136	148	158	134	138	151	161	138	142	155	165		
MBh	24.8	25.2	26.4	28.2	24.2	24.7	25.8	27.6	23.6	24.1	25.2	26.9	23.0	23.5	24.6	26.2	21.9	22.3	23.4	24.9	20.3	20.7	21.6	23.1		
ST	0.99	0.96	0.86	0.70	1.00	0.99	0.89	0.72	1.00	1.00	0.92	0.74	1.00	1.00	0.95	0.77	1.00	1.00	0.98	0.80	1.00	1.00	0.99	0.80		
Delta T	25.04	25	23	20	25	25	24	20	25	24	21	20	24	24	24	21	22	23	23	20	21	21	22	19		
KW	1.50	1.53	1.58	1.63	1.62	1.65	1.71	1.77	1.72	1.76	1.82	1.88	1.81	1.86	1.92	1.98	1.89	1.94	2.00	2.07	1.96	2.01	2.07	2.15		
AMPS	5.9	6.0	6.2	6.5	6.4	6.5	6.7	7.0	6.9	7.1	7.3	7.6	7.4	7.5	7.8	8.1	7.8	8.0	8.3	8.6	8.3	8.5	8.7	9.1		
HI PR	237	255	258	264	268	288	292	298	304	327	332	339	347	373	378	386	390	419	425	435	437	470	476	487		
LO PR	122	125	137	146	125	129	141	150	129	134	146	155	133	137	150	159	136	140	153	163	139	143	156	167		

* Entering Indoor Dry Bulb Temperature
 High and low pressures are measured at the liquid and suction service valves.
 NOTE: Shaded area is AHRI Rating Conditions
 KW= Total system power
 AMPS=outdoor unit amps (comp. fan)

COOLING PERFORMANCE DATA

ASXC160241B*-HIGH STAGE

EXPANDED PERFORMANCE DATA

EXPANDED PERFORMANCE DATA

HIGH STAGE

MODEL: *SXC160241B* / CA *F3636*6**+TXV+MBVC1200**-1*

IDB* Airflow	Outdoor Ambient Temperature												Entering Indoor Wet Bulb Temperature												
	65				75				85				95				105				115				
	59	63	67	71	59	63	67	71	59	63	67	71	59	63	67	71	59	63	67	71	59	63	67	71	
70	MBh	21.1	21.8	23.9	-	20.6	21.3	23.4	-	20.1	20.8	22.8	-	19.6	20.3	22.3	-	18.6	19.3	21.1	-	17.3	17.9	19.6	-
	ST	0.65	0.54	0.37	-	0.67	0.56	0.39	-	0.69	0.57	0.40	-	0.71	0.59	0.41	-	0.74	0.61	0.43	-	0.74	0.62	0.43	-
	Delta T	18	16	12	-	19	16	12	-	19	16	12	-	19	16	12	-	18	16	12	-	17	15	11	-
	KW	1.37	1.41	1.45	-	1.49	1.52	1.57	-	1.58	1.62	1.68	-	1.67	1.71	1.77	-	1.75	1.79	1.85	-	1.81	1.85	1.92	-
	AMPS	5.3	5.4	5.6	-	5.7	5.9	6.0	-	6.2	6.4	6.6	-	6.6	6.8	7.0	-	7.1	7.2	7.5	-	7.5	7.7	7.9	-
	HI PR	203	218	230	-	227	245	258	-	259	278	294	-	294	317	335	-	331	356	376	-	366	394	416	-
	LO PR	97	103	113	-	103	109	119	-	107	114	124	-	112	119	130	-	118	125	136	-	122	129	141	-
	MBh	22.8	23.7	25.9	-	22.3	23.1	25.3	-	21.8	22.6	24.7	-	21.2	22.0	24.1	-	20.2	20.9	22.9	-	18.7	19.4	21.2	-
	ST	0.67	0.56	0.39	-	0.69	0.58	0.40	-	0.71	0.60	0.41	-	0.74	0.61	0.43	-	0.76	0.64	0.44	-	0.77	0.64	0.45	-
	Delta T	18	16	12	-	18	16	12	-	18	16	12	-	18	16	12	-	18	16	12	-	17	15	11	-
780	KW	1.41	1.44	1.49	-	1.53	1.56	1.61	-	1.63	1.66	1.72	-	1.72	1.76	1.82	-	1.79	1.84	1.90	-	1.86	1.90	1.97	-
	AMPS	5.4	5.6	5.8	-	5.9	6.0	6.2	-	6.4	6.5	6.8	-	6.8	7.0	7.2	-	7.3	7.4	7.7	-	7.7	7.9	8.2	-
	HI PR	209	225	237	-	234	252	266	-	267	287	303	-	304	327	345	-	342	368	388	-	377	406	429	-
	LO PR	100	107	116	-	106	113	123	-	110	117	128	-	116	123	134	-	121	129	141	-	125	133	146	-
	MBh	23.5	24.4	26.7	-	23.0	23.8	26.1	-	22.4	23.2	25.5	-	21.9	22.7	24.8	-	20.8	21.5	23.6	-	19.3	20.0	21.9	-
	ST	0.70	0.59	0.41	-	0.73	0.61	0.42	-	0.75	0.62	0.43	-	0.77	0.64	0.45	-	0.80	0.67	0.46	-	0.81	0.67	0.47	-
	Delta T	17	15	11	-	18	15	12	-	18	15	12	-	18	15	12	-	17	15	11	-	16	14	11	-
	KW	1.42	1.45	1.50	-	1.54	1.57	1.63	-	1.64	1.68	1.74	-	1.73	1.77	1.83	-	1.81	1.85	1.92	-	1.88	1.92	1.99	-
	AMPS	5.5	5.6	5.8	-	5.9	6.1	6.3	-	6.4	6.6	6.8	-	6.9	7.1	7.3	-	7.3	7.5	7.8	-	7.8	8.0	8.2	-
	HI PR	211	227	240	-	237	255	269	-	269	290	306	-	307	330	348	-	345	371	392	-	381	410	433	-
LO PR	101	108	118	-	107	114	124	-	111	118	129	-	117	124	136	-	122	130	142	-	127	135	147	-	

75	MBh	21.4	22.1	23.9	25.6	20.9	21.6	23.3	25.0	20.4	21.0	22.8	24.4	19.9	20.5	22.2	23.8	18.9	19.5	21.1	22.7	17.5	18.1	19.6	21.0
	ST	0.73	0.66	0.50	0.32	0.76	0.68	0.52	0.33	0.78	0.70	0.53	0.34	0.81	0.72	0.55	0.35	0.84	0.75	0.57	0.36	0.84	0.75	0.57	0.37
	Delta T	21	20	16	11	21	20	16	11	22	20	16	11	22	20	16	11	21	20	16	11	20	18	15	10
	KW	1.39	1.42	1.46	1.51	1.50	1.53	1.58	1.64	1.60	1.64	1.69	1.75	1.69	1.73	1.79	1.85	1.76	1.80	1.87	1.93	1.83	1.87	1.93	2.00
	AMPS	5.3	5.5	5.6	5.9	5.8	5.9	6.1	6.3	6.3	6.4	6.6	6.9	6.7	6.9	7.1	7.4	7.1	7.3	7.5	7.8	7.6	7.7	8.0	8.3
	HI PR	205	220	233	243	230	247	261	272	261	281	297	310	297	320	338	353	335	360	380	397	370	398	420	438
	LO PR	98	104	114	121	104	110	121	128	108	115	125	133	113	121	132	140	119	126	138	147	123	131	143	152
	MBh	23.2	23.9	25.9	27.8	22.7	23.4	25.3	27.1	22.1	22.8	24.7	26.5	21.6	22.2	24.1	25.8	20.5	21.1	22.9	24.5	19.0	19.6	21.2	22.7
	ST	0.76	0.68	0.52	0.33	0.79	0.71	0.53	0.34	0.81	0.72	0.55	0.35	0.84	0.75	0.57	0.36	0.87	0.78	0.59	0.38	0.88	0.78	0.59	0.38
	Delta T	21	19	16	11	21	19	16	11	21	19	16	11	21	20	16	11	21	19	16	11	20	18	15	10
780	KW	1.42	1.45	1.50	1.55	1.54	1.57	1.63	1.68	1.64	1.68	1.74	1.80	1.73	1.77	1.83	1.90	1.81	1.85	1.92	1.98	1.88	1.92	1.99	2.06
	AMPS	5.5	5.6	5.8	6.0	5.9	6.1	6.3	6.5	6.4	6.6	6.8	7.1	6.9	7.1	7.3	7.6	7.3	7.5	7.8	8.1	7.8	8.0	8.2	8.5
	HI PR	211	227	240	250	237	255	269	281	269	290	306	319	307	330	348	363	345	371	392	409	381	410	433	452
	LO PR	101	108	118	125	107	114	124	132	111	118	129	138	117	124	136	144	122	130	142	151	127	135	147	157
	MBh	23.9	24.6	26.7	28.6	23.4	24.1	26.0	27.9	22.8	23.5	25.4	27.3	22.2	22.9	24.8	26.6	21.1	21.8	23.6	25.3	19.6	20.2	21.8	23.4
	ST	0.80	0.71	0.54	0.35	0.83	0.74	0.56	0.36	0.85	0.76	0.57	0.37	0.88	0.78	0.59	0.38	0.91	0.81	0.62	0.40	0.92	0.82	0.62	0.40
	Delta T	20	18	15	10	20	19	15	11	20	19	15	11	20	19	15	11	20	19	15	11	19	17	14	10
	KW	1.43	1.47	1.52	1.57	1.55	1.59	1.64	1.70	1.66	1.69	1.75	1.81	1.75	1.79	1.85	1.92	1.83	1.87	1.93	2.00	1.89	1.94	2.00	2.08
	AMPS	5.5	5.7	5.9	6.1	6.0	6.1	6.3	6.6	6.5	6.7	6.9	7.1	7.0	7.1	7.4	7.6	7.4	7.6	7.8	8.1	7.8	8.0	8.3	8.6
	HI PR	213	229	242	253	239	257	272	283	272	293	309	322	310	333	352	367	348	375	396	413	385	414	437	456
LO PR	102	109	119	126	108	115	125	134	112	119	130	139	118	125	137	146	124	132	144	153	128	136	148	158	

* Entering Indoor Dry Bulb Temperature
 High and low pressures are measured at the liquid and suction service valves.
 NOTE: Shaded area is ACCA (TVA) conditions
 KW=Total system power
 AMPS=Outdoor unit amps (comp.+fan)

COOLING PERFORMANCE DATA

ASXC160241B*-HIGH STAGE

EXPANDED PERFORMANCE DATA

COOLING OPERATION

HIGH STAGE

MODEL: *SXC160241B* / CA *F3636*6**+TXV+MBVC1200**-*1*

IDB*	Airflow	Outdoor Ambient Temperature																																																						
		65					75					85					95					105					115																													
		59	63	67	71	75	59	63	67	71	75	59	63	67	71	75	59	63	67	71	75	59	63	67	71	75	59	63	67	71	75																									
80	MBh	21.8	22.3	23.8	25.5	21.3	21.8	23.3	24.9	20.8	21.3	22.7	24.3	20.3	20.7	22.2	23.7	19.3	19.7	21.0	22.5	17.9	18.2	19.5	20.8	24.0	24.5	26.0	27.5	23.0	23.5	25.0	26.5	22.0	22.5	24.0	25.5	21.0	21.5	23.0	24.5	19.0	19.5	21.0	22.5	17.5	18.0	19.5	20.8							
	ST	0.81	0.76	0.62	0.46	0.84	0.78	0.64	0.48	0.86	0.80	0.65	0.49	0.88	0.83	0.67	0.50	0.92	0.86	0.70	0.52	0.96	0.90	0.87	0.71	0.53	0.90	0.84	0.68	0.51	0.92	0.86	0.70	0.52	0.96	0.90	0.87	0.71	0.53	0.96	0.90	0.87	0.71	0.53	0.96	0.90	0.87	0.71	0.53	0.96	0.90	0.87	0.71	0.53		
	Delta T	24	23	20	16	24	23	20	16	24	23	20	16	24	23	20	16	24	23	20	16	24	23	20	16	15	24	23	20	16	24	23	20	16	24	23	20	16	24	23	20	16	24	23	20	16	24	23	20	16	15					
	KW	1.40	1.43	1.48	1.53	1.51	1.55	1.60	1.65	1.61	1.65	1.71	1.77	1.70	1.74	1.80	1.86	1.78	1.82	1.88	1.95	1.84	1.88	1.95	2.02	1.80	1.84	1.88	1.95	1.80	1.84	1.88	1.95	1.80	1.84	1.88	1.95	1.80	1.84	1.88	1.95	1.80	1.84	1.88	1.95	1.80	1.84	1.88	1.95	2.02						
	AMPS	5.4	5.5	5.7	5.9	5.8	6.0	6.2	6.4	6.3	6.5	6.7	6.9	6.8	6.9	7.2	7.4	7.2	7.4	7.6	7.9	7.6	7.8	8.1	8.4	7.4	7.5	7.7	7.9	7.4	7.5	7.7	7.9	7.4	7.5	7.7	7.9	7.4	7.5	7.7	7.9	7.4	7.5	7.7	7.9	7.4	7.5	7.7	7.9	8.1	8.4					
	HIPR	207	222	235	245	232	250	264	275	264	284	300	313	300	323	341	356	338	364	384	401	373	402	424	443	341	356	371	386	341	356	371	386	341	356	371	386	341	356	371	386	341	356	371	386	341	356	371	386	401	424	443				
	LOPR	99	106	115	123	105	112	122	130	109	116	127	135	114	122	133	142	120	128	139	148	124	132	144	153	135	142	150	158	135	142	150	158	135	142	150	158	135	142	150	158	135	142	150	158	135	142	150	158	135	142	150	158			
	MBh	23.6	24.1	25.8	27.6	23.1	23.6	25.2	26.9	22.5	23.0	24.6	26.3	22.0	22.5	24.0	25.7	20.9	21.3	22.8	24.4	19.3	19.8	21.1	22.6	24.0	24.5	26.0	27.5	23.0	23.5	25.0	26.5	22.0	22.5	24.0	25.5	21.0	21.5	23.0	24.5	19.0	19.5	21.0	22.5	17.5	18.0	19.5	20.8							
	ST	0.84	0.78	0.64	0.48	0.87	0.81	0.66	0.49	0.89	0.83	0.68	0.51	0.92	0.86	0.70	0.52	0.96	0.90	0.87	0.71	0.53	0.96	0.90	0.87	0.71	0.53	0.90	0.84	0.68	0.51	0.92	0.86	0.70	0.52	0.96	0.90	0.87	0.71	0.53	0.96	0.90	0.87	0.71	0.53	0.96	0.90	0.87	0.71	0.53	0.96	0.90	0.87	0.71	0.53	
	Delta T	23	22	19	16	24	23	20	16	24	23	20	16	24	23	20	16	24	23	20	16	24	23	20	16	15	24	23	20	16	24	23	20	16	24	23	20	16	24	23	20	16	24	23	20	16	24	23	20	16	15					
KW	1.43	1.47	1.52	1.57	1.55	1.59	1.64	1.70	1.66	1.69	1.75	1.81	1.75	1.79	1.85	1.92	1.83	1.87	1.93	2.00	1.89	1.94	2.00	2.08	1.80	1.84	1.88	1.95	1.80	1.84	1.88	1.95	1.80	1.84	1.88	1.95	1.80	1.84	1.88	1.95	1.80	1.84	1.88	1.95	1.80	1.84	1.88	1.95	2.00	2.08						
AMPS	5.5	5.7	5.9	6.1	6.0	6.1	6.3	6.6	6.5	6.7	6.9	7.1	7.0	7.1	7.4	7.6	7.4	7.6	7.8	8.1	7.8	8.0	8.3	8.6	7.4	7.5	7.7	7.9	7.4	7.5	7.7	7.9	7.4	7.5	7.7	7.9	7.4	7.5	7.7	7.9	7.4	7.5	7.7	7.9	7.4	7.5	7.7	7.9	8.1	8.4						
HIPR	213	229	242	253	239	257	272	283	272	293	309	322	310	333	352	367	348	375	396	413	385	414	438	456	322	341	356	371	322	341	356	371	322	341	356	371	322	341	356	371	322	341	356	371	322	341	356	371	385	414	438	456				
LOPR	102	109	119	126	108	115	125	134	112	119	130	139	118	125	137	146	124	132	144	153	128	136	149	158	139	146	154	162	139	146	154	162	139	146	154	162	139	146	154	162	139	146	154	162	139	146	154	162	139	146	154	162	139	146	154	160
MBh	24.3	24.9	26.6	28.4	23.8	24.3	26.0	27.7	23.2	23.7	25.3	27.1	22.6	23.1	24.7	26.4	21.5	22.0	23.5	25.1	19.9	20.4	21.8	23.3	24.0	24.5	26.0	27.5	23.0	23.5	25.0	26.5	22.0	22.5	24.0	25.5	21.0	21.5	23.0	24.5	19.0	19.5	21.0	22.5	17.5	18.0	19.5	20.8								
ST	0.88	0.82	0.67	0.50	0.91	0.85	0.69	0.52	0.93	0.87	0.71	0.53	0.96	0.90	0.73	0.55	1.00	0.94	0.76	0.57	1.00	0.94	0.77	0.57	0.90	0.84	0.68	0.51	0.92	0.86	0.70	0.52	0.96	0.90	0.87	0.71	0.53	0.96	0.90	0.87	0.71	0.53	0.96	0.90	0.87	0.71	0.53	0.96	0.90	0.87	0.71	0.53				
Delta T	22	21	19	15	23	22	19	15	23	22	19	15	23	22	19	15	23	22	19	15	21	20	18	14	19	18	16	12	19	18	16	12	19	18	16	12	19	18	16	12	19	18	16	12	19	18	16	12	19	18	14					
KW	1.45	1.48	1.53	1.58	1.57	1.60	1.66	1.71	1.67	1.71	1.77	1.83	1.76	1.80	1.87	1.93	1.84	1.88	1.95	2.02	1.91	1.95	2.02	2.09	1.80	1.84	1.88	1.95	1.80	1.84	1.88	1.95	1.80	1.84	1.88	1.95	1.80	1.84	1.88	1.95	1.80	1.84	1.88	1.95	1.80	1.84	1.88	1.95	2.02	2.09						
AMPS	5.6	5.7	5.9	6.1	6.0	6.2	6.4	6.6	6.6	6.7	6.9	7.2	7.0	7.2	7.4	7.7	7.5	7.7	7.9	8.2	7.9	8.1	8.4	8.7	7.4	7.5	7.7	7.9	7.4	7.5	7.7	7.9	7.4	7.5	7.7	7.9	7.4	7.5	7.7	7.9	7.4	7.5	7.7	7.9	7.4	7.5	7.7	7.9	8.1	8.4	8.7					
HIPR	215	232	245	255	242	260	274	286	275	296	312	326	313	337	356	371	352	379	400	417	389	418	442	461	326	341	356	371	326	341	356	371	326	341	356	371	326	341	356	371	326	341	356	371	326	341	356	371	389	418	442	461				
LOPR	103	110	120	128	109	116	127	135	113	121	132	140	119	127	138	147	125	133	145	154	129	137	150	160	140	147	155	163	140	147	155	163	140	147	155	163	140	147	155	163	140	147	155	163	140	147	155	163	140	147	155	160				
85	MBh	22.2	22.6	23.7	25.3	21.7	22.1	23.1	24.7	21.2	21.6	22.6	24.1	20.6	21.0	22.0	23.5	19.6	20.0	20.9	22.3	18.2	18.5	19.4	20.7	24.0	24.5	26.0	27.5	23.0	23.5	25.0	26.5	22.0	22.5	24.0	25.5	21.0	21.5	23.0	24.5	19.0	19.5	21.0	22.5	17.5	18.0	19.5	20.8							
	ST	0.85	0.82	0.74	0.60	0.88	0.85	0.76	0.62	0.90	0.87	0.78	0.63	0.93	0.89	0.81	0.65	0.96	0.93	0.84	0.68	0.97	0.94	0.84	0.69	0.90	0.84	0.68	0.51	0.92	0.86	0.70	0.52	0.96	0.90	0.87	0.71	0.53	0.96	0.90	0.87	0.71	0.53	0.96	0.90	0.87	0.71	0.53	0.96	0.90	0.87	0.71	0.53			
	Delta T	25	25	23	20	26	25	24	21	26	25	24	21	26	25	24	21	25	25	24	20	24	23	22	19	24	23	20	16	24	23	20	16	24	23	20	16	24	23	20	16	24	23	20	16	24	23	20	16	19						
	KW	1.41	1.44	1.49	1.54	1.52	1.56	1.61	1.67	1.63	1.66	1.72	1.78	1.72	1.76	1.82	1.88	1.79	1.83	1.90	1.97	1.86	1.90	1.97	2.04	1.80	1.84	1.88	1.95	1.80	1.84	1.88	1.95	1.80	1.84	1.88	1.95	1.80	1.84	1.88	1.95	1.80	1.84	1.88	1.95	1.80	1.84	1.88	1.97	2.04						
	AMPS	5.4	5.6	5.7	6.0	5.9	6.0	6.2	6.4	6.4	6.5	6.8	7.0	6.8	7.0	7.2	7.5	7.3	7.4	7.7	8.0	7.7	7.9	8.1	8.5	7.4	7.5	7.7	7.9	7.4	7.5	7.7	7.9	7.4	7.5	7.7	7.9	7.4	7.5	7.7	7.9	7.4	7.5	7.7	7.9	8.1	8.4	8.5								
	HIPR	209	225	237	247	234	252	266	278	266	287	303	316	303	327	345	360	341	367	388	405	377	406	429	447	316	331	346	361	316	331	346	361	316	331	346	361	316	331																	

COOLING PERFORMANCE DATA

ASXC160361A*-HIGH STAGE

EXPANDED PERFORMANCE DATA

MODEL: *SXC160361A* / CA*F3743*6** + TXV / MBVC1600**~1** , Design Subcooling @ AHRI 95°F Conditions, 5° - 7°F @ the Serv. Vlv.

IDB	Airflow	Outdoor Ambient Temperature																								
		65				75				85				95				105				115				
		59	63	67	71	59	63	67	71	59	63	67	71	59	63	67	71	59	63	67	71	59	63	67	71	
70	1043	MBh	30.4	31.5	34.5	-	29.7	30.8	33.7	-	29.0	30.0	32.9	-	28.3	29.3	32.1	-	26.9	27.8	30.5	-	24.9	25.8	28.2	-
		S/T	0.66	0.55	0.38	-	0.68	0.57	0.40	-	0.70	0.59	0.41	-	0.72	0.61	0.42	-	0.75	0.63	0.44	-	0.76	0.63	0.44	-
	Delta T	18	15	12	-	18	15	12	-	18	16	12	-	18	16	12	-	18	15	12	-	17	14	11	-	
	KW	2.10	2.15	2.22	-	2.27	2.32	2.39	-	2.41	2.47	2.55	-	2.54	2.60	2.68	-	2.65	2.71	2.80	-	2.74	2.81	2.90	-	
	AM/PS	8.0	8.2	8.4	-	8.6	8.8	9.1	-	9.3	9.6	9.9	-	10.0	10.2	10.5	-	10.6	10.9	11.2	-	11.2	11.5	11.9	-	
	H PR	227	244	248	-	257	276	280	-	292	314	319	-	333	358	363	-	360	387	392	-	426	468	465	-	
	LOPR	114	117	128	-	117	121	132	-	121	125	136	-	124	128	140	-	127	131	143	-	130	134	146	-	
	1200	MBh	32.9	34.1	37.4	-	32.2	33.3	36.5	-	31.4	32.5	35.6	-	30.6	31.7	34.8	-	29.1	30.2	33.0	-	26.9	27.9	30.6	-
		S/T	0.68	0.57	0.40	-	0.71	0.59	0.41	-	0.73	0.61	0.42	-	0.75	0.63	0.43	-	0.78	0.65	0.45	-	0.79	0.66	0.45	-
	1366	Delta T	17	15	11	-	17	15	11	-	18	15	11	-	18	15	12	-	17	15	11	-	16	14	11	-
KW		2.12	2.17	2.24	-	2.29	2.34	2.41	-	2.43	2.49	2.57	-	2.56	2.62	2.71	-	2.67	2.73	2.82	-	2.77	2.83	2.93	-	
1043	MBh	30.9	31.8	34.4	37.0	30.2	31.1	33.6	36.1	29.5	30.3	32.8	35.2	28.7	29.6	32.0	34.4	27.3	28.1	30.4	32.7	25.3	26.0	28.2	30.3	
	S/T	0.75	0.67	0.51	0.33	0.78	0.70	0.53	0.34	0.80	0.71	0.54	0.35	0.82	0.74	0.56	0.36	0.85	0.76	0.58	0.37	0.86	0.77	0.58	0.38	
1200	Delta T	20	19	15	11	21	19	16	11	21	19	16	11	21	19	16	11	21	19	16	11	21	19	16	10	
	KW	2.10	2.15	2.22	2.29	2.27	2.32	2.39	2.47	2.41	2.47	2.55	2.63	2.54	2.60	2.68	2.78	2.65	2.71	2.80	2.90	2.74	2.81	2.90	3.00	
1366	MBh	33.5	34.5	37.3	40.0	32.7	33.7	36.4	39.1	31.9	32.9	35.6	38.2	31.1	32.1	34.7	37.2	29.6	30.5	33.0	35.4	27.4	28.2	30.5	32.8	
	S/T	0.78	0.70	0.53	0.34	0.81	0.72	0.55	0.35	0.83	0.74	0.56	0.36	0.85	0.76	0.58	0.37	0.89	0.79	0.60	0.39	0.89	0.80	0.61	0.39	
1043	Delta T	20	18	15	10	20	19	15	11	20	19	15	11	20	19	15	11	20	19	15	10	20	19	15	10	
	KW	2.12	2.17	2.24	2.31	2.29	2.34	2.41	2.49	2.43	2.49	2.57	2.66	2.56	2.62	2.71	2.80	2.67	2.73	2.82	2.92	2.77	2.83	2.93	3.03	
1200	MBh	34.5	35.5	38.4	41.2	33.7	34.7	37.5	40.3	32.9	33.8	36.6	39.3	32.1	33.0	35.7	38.4	30.5	31.4	34.0	36.4	28.2	29.1	31.5	33.8	
	S/T	0.82	0.73	0.55	0.36	0.85	0.76	0.57	0.37	0.87	0.78	0.59	0.38	0.90	0.80	0.61	0.39	0.93	0.83	0.63	0.40	0.94	0.84	0.63	0.41	
1366	Delta T	19	18	14	10	19	18	15	10	19	18	15	10	19	18	15	10	19	18	14	10	18	17	14	9	
	KW	2.14	2.18	2.25	2.33	2.31	2.36	2.43	2.51	2.45	2.51	2.59	2.68	2.58	2.64	2.73	2.82	2.69	2.76	2.85	2.95	2.79	2.85	2.95	3.05	
1043	MBh	8.1	8.3	8.6	8.9	8.8	9.0	9.3	9.6	9.5	9.7	10.0	10.4	10.1	10.4	10.7	11.1	10.8	11.1	11.4	11.9	11.4	11.7	12.1	12.6	
	S/T	232	249	253	259	262	282	286	292	298	321	325	332	340	365	370	379	367	394	400	409	435	467	474	484	
1200	Delta T	116	120	131	139	119	123	135	143	124	127	139	148	127	131	143	152	129	133	146	155	133	137	149	159	
	KW	116	120	131	139	119	123	135	143	124	127	139	148	127	131	143	152	129	133	146	155	133	137	149	159	

IDB	Airflow	Outdoor Ambient Temperature																								
		65				75				85				95				105				115				
		59	63	67	71	59	63	67	71	59	63	67	71	59	63	67	71	59	63	67	71	59	63	67	71	
75	1043	MBh	30.9	31.8	34.4	37.0	30.2	31.1	33.6	36.1	29.5	30.3	32.8	35.2	28.7	29.6	32.0	34.4	27.3	28.1	30.4	32.7	25.3	26.0	28.2	30.3
		S/T	0.75	0.67	0.51	0.33	0.78	0.70	0.53	0.34	0.80	0.71	0.54	0.35	0.82	0.74	0.56	0.36	0.85	0.76	0.58	0.37	0.86	0.77	0.58	0.38
	Delta T	20	19	15	11	21	19	16	11	21	19	16	11	21	19	16	11	21	19	16	11	21	19	16	10	
	KW	2.10	2.15	2.22	2.29	2.27	2.32	2.39	2.47	2.41	2.47	2.55	2.63	2.54	2.60	2.68	2.78	2.65	2.71	2.80	2.90	2.74	2.81	2.90	3.00	
	AM/PS	8.0	8.2	8.4	8.7	8.6	8.8	9.1	9.4	9.3	9.6	9.9	10.2	10.0	10.2	10.5	10.9	10.6	10.9	11.2	11.6	11.2	11.5	11.9	12.3	
	H PR	227	244	248	253	257	276	280	286	292	314	319	326	333	358	363	371	360	387	392	401	426	468	465	475	
	LOPR	114	117	128	136	117	121	132	140	121	125	136	145	124	128	140	149	127	131	143	152	130	134	146	156	
	1200	MBh	33.5	34.5	37.3	40.0	32.7	33.7	36.4	39.1	31.9	32.9	35.6	38.2	31.1	32.1	34.7	37.2	29.6	30.5	33.0	35.4	27.4	28.2	30.5	32.8
		S/T	0.78	0.70	0.53	0.34	0.81	0.72	0.55	0.35	0.83	0.74	0.56	0.36	0.85	0.76	0.58	0.37	0.89	0.79	0.60	0.39	0.89	0.80	0.61	0.39
	1366	Delta T	20	18	15	10	20	19	15	11	20	19	15	11	20	19	15	11	20	19	15	10	20	19	15	10
KW		2.12	2.17	2.24	2.31	2.29	2.34	2.41	2.49	2.43	2.49	2.57	2.66	2.56	2.62	2.71	2.80	2.67	2.73	2.82	2.92	2.77	2.83	2.93	3.03	
1043	MBh	8.0	8.2	8.5	8.8	8.7	8.9	9.2	9.5	9.4	9.6	10.0	10.3	10.1	10.3	10.6	11.0	10.7	11.0	11.3	11.7	11.3	11.6	12.0	12.4	
	S/T	230	247	250	256	260	279	283	289	295	317	322	329	336	362	367	375	363	390	396	405	430	463	469	480	
1200	Delta T	115	119	129	138	118	122	133	142	122	126	138	147	126	130	141	151	128	132	144	154	131	136	148	157	
	KW	115	119	129	138	118	122	133	142	122	126	138	147	126	130	141	151	128	132	144	154	131	136	148	157	
1366	MBh	34.5	35.5	38.4	41.2	33.7	34.7	37.5	40.3	32.9	33.8	36.6	39.3	32.1	33.0	35.7	38.4	30.5	31.4	34.0	36.4	28.2	29.1	31.5	33.8	
	S/T	0.82	0.73	0.55	0.36	0.85	0.76	0.57	0.37	0.87	0.78	0.59	0.38	0.90	0.80	0.61	0.39	0.93	0.83	0.63	0.40	0.94	0.84	0.63	0.41	
1043	Delta T	19	18	14	10	19	18	15	10	19	18	15	10	19	18	15	10	19	18	14	10	18	17	14	9	
	KW	2.14	2.18	2.25	2.33	2.31	2.36	2.43	2.51	2.45	2.51	2.59	2.68	2.58	2.64	2.73	2.82	2.69	2.76	2.85	2.95	2.79	2.85	2.95	3.05	
1200	MBh	8.1	8.3	8.6	8.9	8.8	9.0	9.3	9.6	9.5	9.7	10.0	10.4	10.1	10.4	10.7	11.1	10.8	11.1	11.4	11.9	11.4	11.7	12.1	12.6	
	S/T	232	249	253	259	262	282	286	292	298	321	325	332	340	365	370	379	367	394	400	409	435	467	474	484	
1366	Delta T	116	120	131	139	119	123	135	143	124	127	139	148	127	131	143	152	129	133	146	155	133	137	149	159	
	KW	116	120	131	139	119	123	135	143	124	127	139	148	127	131	143	152	129	133	146	155	133	137	149	159	

* Entering Indoor Dry Bulb Temperature
 High and low pressures are measured at the liquid and suction service valves.
 NOTE: Shaded area is ACCA (TVA) conditions
 KW= Total system power
 AM/PS=outdoor unit amps (comp.+fan)

COOLING PERFORMANCE DATA

ASXC160361A*-HIGH STAGE

EXPANDED PERFORMANCE DATA

COOLING OPERATION

MODEL: *SXC160361A* / CA*F3743*6** + TXV / MBVC1600**-1** , Design Subcooling @ AHRI 95°F Conditions, 5° - 7°F @ the Serv. Vlv.

IDB*	Airflow	Outdoor Ambient Temperature												Outdoor Ambient Temperature																							
		65						75						85						95						105						115					
		59	63	67	71	75	79	59	63	67	71	75	79	59	63	67	71	75	79	59	63	67	71	75	79	59	63	67	71	75	79	59	63	67	71	75	79
80	1043	MBh	31.4	32.1	34.3	36.7	30.7	31.4	33.5	35.8	30.0	30.6	32.7	35.0	29.3	29.9	31.9	34.1	27.8	28.4	30.3	32.4	25.7	26.3	28.1	30.0											
		S/T	0.82	0.77	0.63	0.47	0.85	0.80	0.65	0.49	0.87	0.82	0.67	0.50	0.90	0.85	0.69	0.52	0.94	0.88	0.72	0.53	0.95	0.89	0.72	0.54											
		Delta T	23	22	19	15	23	22	19	15	23	22	19	15	23	22	19	16	23	22	19	15	21	21	18	14											
		KW	2.10	2.15	2.22	2.29	2.27	2.32	2.39	2.47	2.41	2.47	2.55	2.63	2.54	2.60	2.68	2.78	2.65	2.71	2.80	2.90	2.74	2.81	2.90	3.00											
		AMPS	8.0	8.2	8.4	8.7	8.6	8.8	9.1	9.4	9.3	9.6	9.9	10.2	10.0	10.2	10.5	10.9	10.6	10.9	11.2	11.6	11.2	11.5	11.9	12.3											
	H PR	227	244	248	253	257	276	280	286	292	314	319	326	333	358	363	371	360	387	392	401	426	458	465	475												
	LOPR	114	117	128	136	117	121	132	140	121	125	136	145	124	128	140	149	127	131	143	152	130	134	146	156												
	MBh	34.1	34.8	37.2	39.8	33.3	34.0	36.3	38.8	32.5	33.2	35.5	37.9	31.7	32.4	34.6	37.0	30.1	30.8	32.9	35.1	27.9	28.5	30.4	32.5												
	S/T	0.85	0.80	0.65	0.49	0.88	0.83	0.68	0.50	0.91	0.85	0.69	0.52	0.94	0.88	0.71	0.53	0.97	0.91	0.74	0.55	0.98	0.92	0.75	0.56												
	Delta T	22	21	19	15	23	22	19	15	23	22	19	15	23	22	19	15	22	21	19	15	21	20	17	14												
1200	KW	2.12	2.17	2.24	2.31	2.29	2.34	2.41	2.49	2.43	2.49	2.57	2.66	2.56	2.62	2.71	2.80	2.67	2.73	2.82	2.92	2.77	2.83	2.93	3.03												
	AMPS	8.0	8.2	8.5	8.8	8.7	8.9	9.2	9.5	9.4	9.6	10.0	10.3	10.1	10.3	10.6	11.0	10.7	11.0	11.3	11.7	11.3	11.6	12.0	12.4												
	H PR	230	247	250	256	260	279	283	289	295	317	322	329	336	362	367	375	363	390	396	405	430	463	469	480												
	LOPR	115	119	129	138	118	122	133	142	122	126	138	147	126	130	141	151	128	132	144	154	131	135	148	157												
	MBh	35.1	35.9	38.3	41.0	34.3	35.0	37.4	40.0	33.5	34.2	36.5	39.0	32.6	33.4	35.6	38.1	31.0	31.7	33.9	36.2	28.7	29.4	31.4	33.5												
1366	S/T	0.90	0.84	0.68	0.51	0.93	0.87	0.71	0.53	0.95	0.89	0.73	0.54	1.00	0.92	0.75	0.56	1.00	0.96	0.78	0.58	1.00	0.96	0.78	0.59												
	Delta T	21	20	18	14	22	21	18	14	22	21	18	14	22	21	18	14	21	21	18	14	19	19	17	13												
	KW	2.14	2.18	2.25	2.33	2.31	2.36	2.43	2.51	2.45	2.51	2.59	2.68	2.58	2.64	2.73	2.82	2.69	2.76	2.85	2.95	2.79	2.85	2.95	3.05												
	AMPS	8.1	8.3	8.6	8.9	8.8	9.0	9.3	9.6	9.5	9.7	10.0	10.4	10.1	10.4	10.7	11.1	10.8	11.1	11.4	11.9	11.4	11.7	12.1	12.6												
	H PR	232	249	253	259	262	282	286	292	298	321	325	332	340	365	370	379	367	394	400	409	435	467	474	484												
LOPR	116	120	131	139	119	123	135	143	124	127	139	148	127	131	143	152	129	133	146	155	133	137	149	159													
85	1043	MBh	32.0	32.6	34.2	36.4	31.3	31.9	33.4	35.6	30.5	31.1	32.6	34.7	29.8	30.3	31.8	33.9	28.3	28.8	30.2	32.2	26.2	26.7	28.0	29.8											
		S/T	0.86	0.83	0.75	0.61	0.89	0.86	0.78	0.63	0.92	0.89	0.80	0.65	0.95	0.91	0.82	0.67	0.98	0.95	0.86	0.69	0.99	0.96	0.86	0.70											
		Delta T	24	24	23	20	25	24	23	20	25	24	23	20	25	24	23	20	24	24	23	20	23	22	21	18											
		KW	2.10	2.15	2.22	2.29	2.27	2.32	2.39	2.47	2.41	2.47	2.55	2.63	2.54	2.60	2.68	2.78	2.65	2.71	2.80	2.90	2.74	2.81	2.90	3.00											
		AMPS	8.0	8.2	8.4	8.7	8.6	8.8	9.1	9.4	9.3	9.6	9.9	10.2	10.0	10.2	10.5	10.9	10.6	10.9	11.2	11.6	11.2	11.5	11.9	12.3											
	H PR	227	244	248	253	257	276	280	286	292	314	319	326	333	358	363	371	360	387	392	401	426	458	465	475												
	LOPR	114	117	128	136	117	121	132	140	121	125	136	145	124	128	140	149	127	131	143	152	130	134	146	156												
	MBh	34.7	35.3	37.0	39.5	33.9	34.5	36.1	38.6	33.1	33.7	35.3	37.6	32.2	32.9	34.4	36.7	30.6	31.2	32.7	34.9	28.4	28.9	30.3	32.3												
	S/T	0.90	0.86	0.78	0.63	0.93	0.90	0.81	0.66	0.95	0.92	0.83	0.67	0.98	0.95	0.86	0.69	1.00	0.98	0.89	0.72	1.00	0.99	0.89	0.73												
	Delta T	24	23	22	19	24	24	22	19	24	24	22	19	24	24	23	20	23	24	24	22	19	22	22	21	18											
1200	KW	2.12	2.17	2.24	2.31	2.29	2.34	2.41	2.49	2.43	2.49	2.57	2.66	2.56	2.62	2.71	2.80	2.67	2.73	2.82	2.92	2.77	2.83	2.93	3.03												
	AMPS	8.0	8.2	8.5	8.8	8.7	8.9	9.2	9.5	9.4	9.6	10.0	10.3	10.1	10.3	10.6	11.0	10.7	11.0	11.3	11.7	11.3	11.6	12.0	12.4												
	H PR	230	247	250	256	260	279	283	289	295	317	322	329	336	362	367	375	363	390	396	405	430	463	469	480												
	LOPR	115	119	129	138	118	122	133	142	122	126	138	147	126	130	141	151	128	132	144	154	131	135	148	157												
	MBh	35.7	36.4	38.1	40.7	34.9	35.6	37.2	39.7	34.0	34.7	36.3	38.8	33.2	33.9	35.5	37.8	31.6	32.2	33.7	35.9	29.2	29.8	31.2	33.3												
1366	S/T	0.94	0.91	0.82	0.66	0.97	0.94	0.85	0.69	1.00	0.96	0.87	0.70	1.00	0.99	0.90	0.73	1.00	1.00	0.93	0.75	1.00	1.00	0.94	0.76												
	Delta T	23	22	21	18	23	23	21	19	23	23	21	19	23	23	22	19	21	21	22	18	20	20	20	17												
	KW	2.14	2.18	2.25	2.33	2.31	2.36	2.43	2.51	2.45	2.51	2.59	2.68	2.58	2.64	2.73	2.82	2.69	2.76	2.85	2.95	2.79	2.85	2.95	3.05												
	AMPS	8.1	8.3	8.6	8.9	8.8	9.0	9.3	9.6	9.5	9.7	10.0	10.4	10.1	10.4	10.7	11.1	10.8	11.1	11.4	11.9	11.4	11.7	12.1	12.6												
	H PR	232	249	253	259	262	282	286	292	298	321	325	332	340	365	370	379	367	394	400	409	435	467	474	484												
LOPR	116	120	131	139	119	123	135	143	124	127	139	148	127	131	143	152	129	133	146	155	133	137	149	159													

* Entering Indoor Dry Bulb Temperature
 High and low pressures are measured at the liquid and suction service valves.
 NOTE: Shaded area is AHRI Rating Conditions
 KW= Total system power
 AMPS= outdoor unit amps (comp.+fan)

COOLING PERFORMANCE DATA

ASXC160361B*-HIGH STAGE

EXPANDED PERFORMANCE DATA

HIGH STAGE

MODEL: *SXC160361B* / CA*F3743*6**+TXV+MBVC1600**-*1*

IDB		Outdoor Ambient Temperature																								
		65				75				85				95				105				115				
		59	63	67	71	59	63	67	71	59	63	67	71	59	63	67	71	59	63	67	71	59	63	67	71	
1006		MBh	30.7	31.9	34.9	-	30.0	31.1	34.1	-	29.3	30.4	33.3	-	28.6	29.6	32.5	-	27.2	28.2	30.8	-	25.2	26.1	28.6	-
		ST	0.67	0.56	0.39	-	0.70	0.58	0.40	-	0.72	0.60	0.41	-	0.74	0.62	0.43	-	0.77	0.64	0.44	-	0.77	0.65	0.45	-
		DeltaT	19	16	12	-	19	17	13	-	19	17	13	-	19	17	13	-	19	16	13	-	18	15	12	-
		KW	2.09	2.14	2.21	-	2.26	2.31	2.38	-	2.40	2.46	2.54	-	2.53	2.59	2.68	-	2.64	2.71	2.80	-	2.74	2.80	2.90	-
		AMPS	8.4	8.6	8.8	-	9.0	9.3	9.6	-	9.8	10.1	10.4	-	10.5	10.8	11.2	-	11.2	11.5	11.9	-	11.9	12.2	12.6	-
		H PR	216	232	245	-	242	261	275	-	275	296	313	-	314	338	356	-	363	380	401	-	390	420	443	-
		LOPR	101	107	117	-	106	113	124	-	111	118	129	-	116	124	136	-	122	130	141	-	126	134	146	-
70		MBh	33.3	34.5	37.8	-	32.5	33.7	36.9	-	31.7	32.9	36.1	-	31.0	32.1	35.2	-	29.4	30.5	33.4	-	27.3	28.3	31.0	-
		ST	0.70	0.58	0.40	-	0.72	0.61	0.42	-	0.74	0.62	0.43	-	0.77	0.64	0.44	-	0.80	0.66	0.46	-	0.80	0.67	0.46	-
		DeltaT	19	16	12	-	19	16	12	-	19	16	12	-	19	16	12	-	19	16	12	-	17	15	11	-
		KW	2.14	2.19	2.26	-	2.32	2.37	2.45	-	2.47	2.52	2.61	-	2.60	2.66	2.75	-	2.72	2.78	2.87	-	2.81	2.88	2.98	-
		AMPS	8.6	8.8	9.1	-	9.3	9.5	9.9	-	10.1	10.4	10.7	-	10.8	11.1	11.5	-	11.5	11.8	12.2	-	12.2	12.5	13.0	-
		H PR	222	239	253	-	250	269	284	-	284	306	323	-	323	348	368	-	364	392	413	-	402	433	457	-
		LOPR	104	111	121	-	110	117	127	-	114	121	132	-	120	127	139	-	126	134	146	-	130	138	151	-
		MBh	34.3	35.5	38.9	-	33.5	34.7	38.0	-	32.7	33.9	37.1	-	31.9	33.1	36.2	-	30.3	31.4	34.4	-	28.1	29.1	31.9	-
		ST	0.73	0.61	0.42	-	0.76	0.63	0.44	-	0.78	0.65	0.45	-	0.80	0.67	0.47	-	0.83	0.70	0.48	-	0.84	0.70	0.49	-
		DeltaT	18	15	12	-	18	16	12	-	18	16	12	-	18	16	12	-	18	16	12	-	17	15	11	-
		KW	2.16	2.21	2.28	-	2.34	2.39	2.47	-	2.49	2.54	2.63	-	2.62	2.68	2.78	-	2.74	2.80	2.90	-	2.84	2.90	3.00	-
		AMPS	8.7	8.9	9.2	-	9.4	9.6	9.9	-	10.2	10.5	10.8	-	10.9	11.2	11.6	-	11.7	11.9	12.3	-	12.4	12.7	13.1	-
		H PR	225	242	255	-	252	271	287	-	287	309	326	-	327	352	371	-	367	395	418	-	406	437	461	-
		LOPR	105	112	122	-	111	118	129	-	115	123	134	-	121	129	141	-	127	135	147	-	131	140	152	-

IDB		Outdoor Ambient Temperature																								
		65				75				85				95				105				115				
		59	63	67	71	59	63	67	71	59	63	67	71	59	63	67	71	59	63	67	71	59	63	67	71	
1006		MBh	31.3	32.2	34.8	37.4	30.5	31.4	34.0	36.5	29.8	30.7	33.2	35.6	29.1	29.9	32.4	34.8	27.6	28.4	30.8	33.0	25.6	26.3	28.5	30.6
		ST	0.77	0.69	0.52	0.33	0.79	0.71	0.54	0.35	0.81	0.73	0.55	0.35	0.84	0.75	0.57	0.37	0.87	0.78	0.59	0.38	0.88	0.79	0.60	0.38
		DeltaT	22	20	17	11	22	20	17	12	22	20	17	12	22	21	17	12	22	20	17	11	21	19	16	11
		KW	2.11	2.15	2.23	2.30	2.28	2.33	2.40	2.49	2.43	2.48	2.56	2.65	2.56	2.61	2.70	2.80	2.67	2.73	2.82	2.92	2.76	2.83	2.93	3.03
		AMPS	8.4	8.6	8.9	9.3	9.1	9.4	9.7	10.0	9.9	10.2	10.5	10.9	10.6	10.9	11.3	11.7	11.3	11.6	12.0	12.5	12.0	12.3	12.7	13.2
		H PR	218	235	248	258	245	263	278	290	278	299	316	330	317	341	360	376	367	384	405	423	394	424	448	467
		LOPR	102	108	118	126	108	114	125	133	112	119	130	138	117	125	136	145	123	131	143	152	127	135	148	157
		MBh	33.9	34.9	37.7	40.5	33.1	34.1	36.9	39.6	32.3	33.2	36.0	38.6	31.5	32.4	35.1	37.7	29.9	30.8	33.3	35.8	27.7	28.5	30.9	33.2
		ST	0.79	0.71	0.54	0.35	0.82	0.74	0.56	0.36	0.84	0.76	0.57	0.37	0.87	0.78	0.59	0.38	0.90	0.81	0.61	0.39	0.91	0.82	0.62	0.40
		DeltaT	22	20	16	11	22	20	16	11	22	20	16	11	22	20	16	11	22	20	16	11	20	19	15	11
		KW	2.16	2.21	2.28	2.36	2.34	2.39	2.47	2.55	2.49	2.55	2.63	2.72	2.62	2.68	2.78	2.87	2.74	2.80	2.90	3.00	2.84	2.90	3.00	3.11
		AMPS	8.7	8.9	9.2	9.5	9.4	9.6	9.9	10.3	10.2	10.5	10.8	11.2	10.9	11.2	11.6	12.0	11.7	11.9	12.4	12.8	12.4	12.7	13.1	13.6
		H PR	225	242	255	266	252	271	287	299	287	309	326	340	327	352	371	387	368	396	418	436	406	437	461	481
		LOPR	105	112	122	130	111	118	129	137	115	123	134	143	121	129	141	150	127	135	147	157	131	140	152	162
		MBh	34.9	35.9	38.9	41.7	34.1	35.1	38.0	40.7	33.3	34.2	37.1	39.8	32.4	33.4	36.2	38.8	30.8	31.7	34.4	36.9	28.6	29.4	31.8	34.2
		ST	0.83	0.75	0.56	0.36	0.86	0.77	0.58	0.38	0.89	0.79	0.60	0.39	0.91	0.82	0.62	0.40	0.95	0.85	0.64	0.41	0.96	0.86	0.65	0.42
		DeltaT	21	19	16	11	21	19	16	11	21	19	16	11	21	19	16	11	21	19	16	11	19	18	15	10
		KW	2.18	2.23	2.30	2.38	2.36	2.41	2.49	2.57	2.51	2.57	2.65	2.75	2.65	2.71	2.80	2.90	2.76	2.83	2.92	3.03	2.86	2.93	3.03	3.14
		AMPS	8.8	9.0	9.3	9.6	9.5	9.7	10.0	10.4	10.3	10.6	10.9	11.3	11.0	11.3	11.7	12.1	11.8	12.1	12.5	13.0	12.5	12.8	13.2	13.7
		H PR	227	244	258	269	255	274	289	302	290	312	329	343	330	355	375	391	371	399	422	440	410	441	466	486
		LOPR	106	113	123	131	112	119	130	139	116	124	135	144	122	130	142	151	128	136	149	158	133	141	154	164

* Entering Indoor Dry Bulb Temperature
 High and low pressures are measured at the liquid and suction service valves.
 NOTE: Shaded area is ACCA (TVA) conditions
 KW=Total system power
 AMPS=Outdoor unit amps (comp.+fan)

COOLING PERFORMANCE DATA

ASXC160361B*-HIGH STAGE

HIGH STAGE

EXPANDED PERFORMANCE DATA

COOLING OPERATION

MODEL: *SXC160361B* / CA*F3743*6**+TXV+MBVC1600**-1*

IDB*	Airflow	Outdoor Ambient Temperature																													
		65					75					85					95					105					115				
		59	63	67	71	75	59	63	67	71	75	59	63	67	71	75	59	63	67	71	75	59	63	67	71	75	59	63	67	71	75
80	1006	MBh	31.8	32.5	34.7	37.1	31.1	31.7	33.9	36.3	30.3	31.0	33.1	35.4	29.6	30.2	32.3	34.5	28.1	28.7	30.7	32.8	26.0	26.6	28.4	30.4					
		ST	0.84	0.79	0.64	0.48	0.87	0.82	0.67	0.50	0.89	0.84	0.68	0.51	0.92	0.86	0.70	0.53	0.96	0.90	0.73	0.55	0.97	0.91	0.74	0.55					
		DeltaT	24	23	20	16	25	24	21	16	25	24	21	16	25	24	21	17	25	24	20	16	23	22	19	15					
		KW	2.13	2.17	2.24	2.32	2.30	2.35	2.43	2.51	2.45	2.50	2.59	2.67	2.58	2.64	2.73	2.82	2.69	2.75	2.85	2.95	2.79	2.85	2.95	3.05					
		AMPS	8.5	8.7	9.0	9.4	9.2	9.4	9.8	10.1	10.0	10.3	10.6	11.0	10.7	11.0	11.4	11.8	11.4	11.7	12.1	12.6	12.1	12.4	12.9	13.4					
	H PR	220	237	250	261	247	266	281	293	281	302	319	333	320	344	364	379	360	388	409	427	398	428	452	472						
	LOPR	103	109	119	127	109	116	126	134	113	120	131	140	119	126	138	147	124	132	144	154	129	137	149	159						
	MBh	34.5	35.2	37.6	40.2	33.7	34.4	36.8	39.3	32.9	33.6	35.9	38.4	32.1	32.8	35.0	37.4	30.5	31.1	33.3	35.5	28.2	28.8	30.8	32.9						
	ST	0.87	0.82	0.67	0.50	0.90	0.85	0.69	0.52	0.93	0.87	0.71	0.53	0.96	0.90	0.73	0.55	0.99	0.93	0.76	0.57	1.00	0.94	0.76	0.57						
	DeltaT	24	23	20	16	24	23	20	16	24	23	20	16	25	23	20	16	24	23	20	16	23	22	19	15						
1150	1006	KW	2.18	2.23	2.30	2.38	2.36	2.41	2.49	2.57	2.51	2.57	2.65	2.75	2.66	2.71	2.80	2.90	2.76	2.83	2.92	3.03	2.86	2.93	3.03	3.14					
		AMPS	8.8	9.0	9.3	9.6	9.5	9.7	10.0	10.4	10.3	10.6	10.9	11.3	11.0	11.3	11.7	12.2	11.8	12.1	12.5	13.0	12.5	12.8	13.2	13.7					
		H PR	227	244	258	269	255	274	290	302	290	312	329	343	330	355	375	391	371	400	422	440	410	441	466	486					
		LOPR	106	113	123	131	112	119	130	139	116	124	135	144	122	130	142	151	128	136	149	158	133	141	154	164					
		MBh	35.5	36.3	38.8	41.4	34.7	35.4	37.9	40.5	33.8	34.6	37.0	39.5	33.0	33.7	36.1	38.5	31.4	32.1	34.2	36.6	29.1	29.7	31.7	33.9					
	ST	0.91	0.86	0.70	0.52	0.95	0.89	0.72	0.54	1.00	0.91	0.74	0.55	1.00	0.94	0.77	0.57	1.00	1.00	0.79	0.59	1.00	1.00	0.80	0.60						
	DeltaT	23	22	19	15	23	22	19	16	24	22	19	16	23	23	20	16	22	23	19	15	21	21	18	14						
	KW	2.20	2.25	2.32	2.40	2.38	2.43	2.51	2.60	2.53	2.59	2.68	2.77	2.67	2.73	2.82	2.92	2.79	2.85	2.95	3.05	2.89	2.96	3.06	3.16						
	AMPS	8.8	9.1	9.4	9.7	9.6	9.8	10.1	10.5	10.3	10.7	11.0	11.5	11.1	11.4	11.8	12.3	11.9	12.2	12.6	13.1	12.6	12.9	13.4	13.9						
	H PR	229	247	261	272	257	277	292	305	293	315	333	347	333	359	379	395	375	404	426	444	414	446	471	491						
LOPR	107	114	124	132	113	120	131	140	118	125	137	145	123	131	143	153	129	138	150	160	134	142	155	166							

1006	1006	MBh	32.4	33.0	34.6	36.9	31.6	32.2	33.8	36.0	30.9	31.5	32.9	35.1	30.1	30.7	32.1	34.3	28.6	29.2	30.5	32.6	26.5	27.0	28.3	30.2	
		ST	0.88	0.85	0.77	0.62	0.91	0.88	0.80	0.65	0.94	0.90	0.82	0.66	0.97	0.93	0.84	0.68	1.00	0.97	0.87	0.71	1.00	0.98	0.88	0.71	
		DeltaT	26	26	24	21	26	26	25	21	26	26	25	21	27	26	25	21	26	26	24	21	24	24	23	20	
		KW	2.14	2.19	2.26	2.34	2.32	2.37	2.45	2.53	2.47	2.52	2.61	2.70	2.60	2.66	2.75	2.85	2.71	2.78	2.87	2.97	2.81	2.88	2.98	3.08	
		AMPS	8.6	8.8	9.1	9.4	9.3	9.5	9.8	10.2	10.1	10.4	10.7	11.1	10.8	11.1	11.5	11.9	11.5	11.8	12.2	12.7	12.2	12.5	13.0	13.5	
	H PR	222	239	253	264	250	269	284	296	284	305	323	336	323	348	367	383	364	391	413	431	402	432	457	476		
	LOPR	104	110	121	128	110	117	127	136	114	121	132	141	120	127	139	148	126	134	146	155	130	138	151	161		
	MBh	35.1	35.7	37.4	39.9	34.3	34.9	36.6	39.0	33.4	34.1	36.7	38.1	32.6	33.3	34.8	37.2	31.0	31.6	33.1	35.3	28.7	29.3	30.6	32.7		
	ST	0.91	0.88	0.80	0.65	0.95	0.91	0.82	0.67	0.97	0.94	0.85	0.69	1.00	0.97	0.87	0.71	1.00	1.00	0.91	0.74	1.00	1.00	0.91	0.74		
	DeltaT	26	25	24	21	26	26	24	21	26	26	24	21	26	26	24	21	26	26	24	21	23	23	22	19		
1150	1006	KW	2.20	2.25	2.32	2.40	2.38	2.43	2.51	2.60	2.53	2.59	2.68	2.77	2.67	2.73	2.82	2.92	2.79	2.85	2.95	3.05	2.89	2.96	3.06	3.16	
		AMPS	8.8	9.1	9.4	9.7	9.6	9.8	10.1	10.5	10.4	10.7	11.0	11.5	11.1	11.4	11.8	12.3	11.9	12.2	12.6	13.1	12.6	12.9	13.4	13.9	
		H PR	229	247	261	272	257	277	292	305	293	315	333	347	333	359	379	395	375	404	426	444	414	446	471	491	
		LOPR	107	114	124	132	113	120	131	140	118	125	137	145	123	131	143	153	129	138	150	160	134	142	155	166	
		MBh	36.1	36.8	38.6	41.1	35.3	36.0	37.7	40.2	34.4	35.1	36.8	39.2	33.6	34.2	35.9	38.3	31.9	32.5	34.1	36.4	29.6	30.1	31.6	33.7	
	ST	0.96	0.92	0.83	0.68	0.99	0.96	0.86	0.70	1.00	0.98	0.89	0.72	1.00	1.00	0.92	0.74	1.00	1.00	0.95	0.77	1.00	1.00	0.96	0.78		
	DeltaT	25	24	23	20	25	24	23	20	24	24	23	20	24	24	23	20	24	23	23	20	23	23	21	19		
	1294	1006	KW	2.22	2.27	2.34	2.42	2.40	2.45	2.53	2.62	2.55	2.61	2.70	2.79	2.69	2.75	2.85	2.95	2.81	2.88	2.98	3.08	2.91	2.98	3.08	3.19
			AMPS	8.9	9.1	9.4	9.8	9.7	9.9	10.2	10.6	10.5	10.8	11.1	11.6	11.2	11.5	11.9	12.4	12.0	12.3	12.7	13.2	12.7	13.0	13.5	14.0
			H PR	232	249	263	275	260	280	295	308	296	318	336	350	337	362	383	399	379	408	430	449	418	450	475	496
LOPR			108	115	126	134	114	122	133	141	119	126	138	147	125	133	145	154	131	139	152	162	136	144	157	167	
MBh			36.1	36.8	38.6	41.1	35.3	36.0	37.7	40.2	34.4	35.1	36.8	39.2	33.6	34.2	35.9	38.3	31.9	32.5	34.1	36.4	29.6	30.1	31.6	33.7	
ST		0.96	0.92	0.83	0.68	0.99	0.96	0.86	0.70	1.00	0.98	0.89	0.72	1.00	1.00	0.92	0.74	1.00	1.00	0.95	0.77	1.00	1.00	0.96	0.78		
DeltaT		25	24	23	20	25	24	23	20	24	24	23	20	24	24	23	20	24	23	23	20	23	23	21	19		

KW= Total system power
AMPS= outdoor unit amps (comp. fan)

NOTE: Shaded area is ACCA (TVA) conditions
High and low pressures are measured at the liquid and suction service valves.

* Entering Indoor Dry Bulb Temperature

COOLING PERFORMANCE DATA

SXC160481B-HIGH STAGE

EXPANDED PERFORMANCE DATA

EXPANDED PERFORMANCE DATA

MODEL: *SXC160481B* / CA *F496**6** + TXV / MBVC2000**-1**

IDB* Airflow	Outdoor Ambient Temperature																									
	65				75				85				95				105				115					
	59	63	67	71	59	63	67	71	59	63	67	71	59	63	67	71	59	63	67	71	59	63	67	71		
1400	MBh	41.3	42.8	46.9	-	40.3	41.8	45.8	-	39.4	40.8	44.7	-	38.4	39.8	43.6	-	36.5	37.8	41.4	-	33.8	35.0	38.4	-	
	ST	0.68	0.57	0.40	-	0.71	0.59	0.41	-	0.73	0.61	0.42	-	0.75	0.63	0.43	-	0.78	0.66	0.45	-	0.78	0.66	0.45	-	
	Delta T	19	16	12	-	19	16	12	-	19	16	12	-	19	16	12	-	19	16	12	-	17	15	11	-	
	KW	2.93	3.00	3.09	-	3.16	3.23	3.33	-	3.36	3.44	3.55	-	3.54	3.62	3.74	-	3.69	3.77	3.90	-	3.82	3.90	4.04	-	
	AMPS	14.2	14.4	14.8	-	15.1	15.4	15.8	-	16.1	16.5	16.9	-	17.1	17.4	17.9	-	18.0	18.4	18.9	-	18.9	19.3	19.9	-	
	HI PR	226	243	256	-	253	272	288	-	288	310	327	-	328	353	373	-	369	397	419	-	408	439	463	-	
	LO PR	100	106	116	-	106	112	123	-	110	117	128	-	115	123	134	-	121	129	140	-	125	133	145	-	
	1600	MBh	44.7	46.3	50.8	-	43.7	45.3	49.6	-	42.6	44.2	48.4	-	41.6	43.1	47.2	-	39.5	41.0	44.9	-	36.6	37.9	41.6	-
		ST	0.71	0.59	0.41	-	0.73	0.61	0.43	-	0.75	0.63	0.44	-	0.78	0.65	0.45	-	0.81	0.67	0.47	-	0.81	0.68	0.47	-
		Delta T	18	16	12	-	18	16	12	-	18	16	12	-	19	16	12	-	18	16	12	-	17	15	11	-
		KW	3.01	3.07	3.17	-	3.24	3.31	3.42	-	3.45	3.52	3.64	-	3.63	3.71	3.83	-	3.78	3.87	4.00	-	3.92	4.01	4.14	-
		AMPS	14.5	14.8	15.1	-	15.4	15.7	16.2	-	16.5	16.9	17.3	-	17.5	17.8	18.4	-	18.4	18.8	19.4	-	19.4	19.8	20.4	-
HI PR		233	250	264	-	261	281	297	-	297	319	337	-	338	364	384	-	380	409	432	-	420	452	478	-	
LO PR		103	110	120	-	109	116	127	-	113	120	132	-	119	127	138	-	125	133	145	-	129	137	150	-	
1800		MBh	46.1	47.7	52.3	-	45.0	46.6	51.1	-	43.9	45.5	49.9	-	42.8	44.4	48.7	-	40.7	42.2	46.2	-	37.7	39.1	42.8	-
		ST	0.74	0.62	0.43	-	0.77	0.64	0.45	-	0.79	0.66	0.46	-	0.82	0.68	0.47	-	0.85	0.71	0.49	-	0.85	0.71	0.49	-
		Delta T	17	15	11	-	18	15	12	-	18	15	12	-	18	15	12	-	18	15	12	-	16	14	11	-
		KW	3.03	3.10	3.19	-	3.27	3.34	3.45	-	3.48	3.55	3.67	-	3.66	3.74	3.87	-	3.82	3.90	4.03	-	3.95	4.04	4.18	-
		AMPS	14.6	14.9	15.3	-	15.5	15.9	16.3	-	16.7	17.0	17.5	-	17.6	18.0	18.5	-	18.6	19.0	19.5	-	19.5	20.0	20.5	-
	HI PR	235	253	267	-	264	284	300	-	300	323	341	-	341	367	388	-	384	413	437	-	424	457	482	-	
	LO PR	104	111	121	-	110	117	128	-	114	122	133	-	120	128	140	-	126	134	146	-	130	139	151	-	
	1400	MBh	42.0	43.2	46.8	50.2	41.0	42.2	45.7	49.0	40.0	41.2	44.6	47.9	39.0	40.2	43.5	46.7	37.1	38.2	41.3	44.4	34.4	35.4	38.3	41.1
		ST	0.78	0.69	0.53	0.34	0.81	0.72	0.55	0.35	0.83	0.74	0.56	0.36	0.85	0.76	0.58	0.37	0.88	0.79	0.60	0.39	0.89	0.80	0.60	0.39
		Delta T	21	20	16	11	22	20	16	11	22	20	16	11	22	20	16	11	22	20	16	11	20	19	15	10
		KW	2.96	3.02	3.12	3.22	3.19	3.26	3.36	3.47	3.39	3.46	3.58	3.70	3.57	3.65	3.77	3.90	3.72	3.80	3.93	4.06	3.85	3.94	4.07	4.21
		AMPS	14.3	14.5	14.9	15.4	15.2	15.5	15.9	16.4	16.3	16.6	17.1	17.6	17.2	17.6	18.1	18.6	18.1	18.5	19.1	19.7	19.1	19.5	20.0	20.7
HI PR		228	245	259	270	256	275	291	303	291	313	331	345	331	356	376	393	373	401	423	442	412	443	468	488	
LO PR		101	108	117	125	107	114	124	132	111	118	129	137	117	124	135	144	122	130	142	151	126	134	147	156	
1600		MBh	45.5	46.8	50.7	54.4	44.4	45.7	49.5	53.1	43.4	44.6	48.3	51.9	42.3	43.6	47.1	50.6	40.2	41.4	44.8	48.1	37.2	38.3	41.5	44.5
		ST	0.81	0.72	0.55	0.35	0.84	0.75	0.57	0.36	0.86	0.77	0.58	0.37	0.88	0.79	0.60	0.38	0.92	0.82	0.62	0.40	0.93	0.83	0.63	0.40
		Delta T	21	19	16	11	21	20	16	11	21	20	16	11	21	20	16	11	21	20	16	11	20	18	15	10
		KW	3.03	3.10	3.20	3.30	3.27	3.34	3.45	3.56	3.48	3.55	3.67	3.79	3.66	3.74	3.87	4.00	3.82	3.90	4.03	4.17	3.95	4.04	4.18	4.32
		AMPS	14.6	14.9	15.3	15.7	15.5	15.9	16.3	16.8	16.7	17.0	17.5	18.0	17.6	18.0	18.5	19.1	18.6	19.0	19.5	20.2	19.5	20.0	20.5	21.2
	HI PR	235	253	267	278	264	284	300	312	300	323	341	355	342	368	388	405	384	413	437	455	424	457	482	503	
	LO PR	104	111	121	129	110	117	128	136	114	122	133	142	120	128	140	149	126	134	146	156	130	139	151	161	
	1800	MBh	46.8	48.2	52.2	56.0	45.7	47.1	51.0	54.7	44.7	46.0	49.8	53.4	43.6	44.9	48.6	52.1	41.4	42.6	46.1	49.5	38.3	39.5	42.7	45.9
		ST	0.84	0.76	0.57	0.37	0.88	0.78	0.59	0.38	0.90	0.80	0.61	0.39	0.93	0.83	0.63	0.40	0.96	0.86	0.65	0.42	0.97	0.87	0.66	0.42
		Delta T	20	19	15	11	20	19	15	11	20	19	15	11	21	19	16	11	20	19	15	11	19	17	14	10
		KW	3.06	3.12	3.22	3.33	3.29	3.37	3.48	3.59	3.51	3.58	3.70	3.83	3.69	3.77	3.90	4.03	3.85	3.94	4.07	4.21	3.99	4.08	4.21	4.36
		AMPS	14.7	15.0	15.4	15.9	15.7	16.0	16.4	16.9	16.8	17.1	17.6	18.2	17.8	18.1	18.6	19.3	18.7	19.1	19.7	20.3	19.7	20.1	20.7	21.4
HI PR		237	255	270	281	266	287	303	316	303	326	344	359	345	371	392	409	388	418	441	460	429	461	487	508	
LO PR		105	112	122	130	111	118	129	138	116	123	134	143	121	129	141	150	127	135	148	157	132	140	153	163	

KW=Total system power
 AMPS=Outdoor unit amps (comp.+fan)

NOTE: Shaded area is ACCA (TVA) conditions
 High and low pressures are measured at the liquid and suction service valves.

* Entering Indoor Dry Bulb Temperature
 Entering Indoor Wet Bulb Temperature

COOLING PERFORMANCE DATA

SXC160481B-HIGH STAGE

EXPANDED PERFORMANCE DATA

COOLING OPERATION

MODEL: *SXC160481B* / CA *F496**6** + TXV / MBVC2000** -1**

IDB*	Airflow	Outdoor Ambient Temperature												Entering Indoor Wet Bulb Temperature											
		65				75				85				95				105				115			
		59	63	67	71	59	63	67	71	59	63	67	71	59	63	67	71	59	63	67	71	59	63	67	71
80	MBh	42.7	43.6	46.6	49.9	41.7	42.6	45.6	48.7	40.7	41.6	44.5	47.5	39.7	40.6	43.4	46.4	37.8	38.6	41.2	44.1	35.0	35.7	38.2	40.8
	ST	0.85	0.80	0.65	0.49	0.88	0.83	0.67	0.50	0.91	0.85	0.69	0.52	0.93	0.88	0.71	0.53	0.97	0.91	0.74	0.55	0.98	0.92	0.75	0.56
	Delta T	24	23	20	16	24	23	20	16	24	23	20	16	24	23	20	16	24	23	20	16	22	22	19	15
	KW	2.98	3.05	3.14	3.24	3.21	3.28	3.39	3.50	3.42	3.49	3.61	3.73	3.60	3.68	3.80	3.93	3.75	3.84	3.96	4.10	3.88	3.97	4.11	4.25
	AMPS	14.4	14.6	15.0	15.5	15.3	15.6	16.0	16.5	16.4	16.7	17.2	17.7	17.3	17.7	18.2	18.8	18.3	18.7	19.2	19.8	19.2	19.6	20.2	20.9
	HI PR	230	248	262	273	258	278	294	306	294	316	334	348	335	360	380	397	376	405	428	446	416	448	473	493
	LO PR	102	109	119	126	108	115	125	133	112	119	130	139	118	125	137	146	123	131	143	153	128	136	148	158
	MBh	46.3	47.3	50.5	54.0	45.2	46.2	49.4	52.8	44.1	45.1	48.2	51.5	43.1	44.0	47.0	50.2	40.9	41.8	44.7	47.7	37.9	38.7	41.4	44.2
	ST	0.88	0.83	0.67	0.50	0.92	0.86	0.70	0.52	0.94	0.88	0.72	0.54	0.97	0.91	0.74	0.55	1.00	0.94	0.77	0.57	1.00	0.95	0.77	0.58
	Delta T	24	23	20	16	24	23	20	16	24	23	20	16	24	23	20	16	24	23	20	16	22	21	18	15
KW	3.06	3.12	3.22	3.33	3.29	3.37	3.48	3.59	3.51	3.58	3.70	3.83	3.69	3.77	3.90	4.03	3.85	3.94	4.07	4.21	3.99	4.08	4.21	4.36	
AMPS	14.7	15.0	15.4	15.9	15.7	16.0	16.4	16.9	16.8	17.1	17.6	18.2	17.8	18.1	18.7	19.3	18.7	19.1	19.7	20.3	19.7	20.1	20.7	21.4	
HI PR	237	255	270	281	266	287	303	316	303	326	344	359	345	371	392	409	388	418	441	460	429	461	487	508	
LO PR	105	112	122	130	111	118	129	138	116	123	134	143	121	129	141	150	127	135	148	157	132	140	153	163	
MBh	47.7	48.7	52.0	55.6	46.6	47.6	50.8	54.3	45.5	46.4	49.6	53.0	44.3	45.3	48.4	51.8	42.1	43.0	46.0	49.2	39.0	39.9	42.6	45.5	
ST	0.93	0.87	0.71	0.53	0.96	0.90	0.73	0.55	1.00	0.92	0.75	0.56	1.00	0.95	0.78	0.58	1.00	1.00	0.81	0.60	1.00	1.00	0.81	0.61	
Delta T	23	22	19	15	23	22	19	15	23	22	19	15	23	22	19	15	22	22	19	15	20	20	18	14	
KW	3.08	3.15	3.25	3.35	3.32	3.39	3.51	3.62	3.53	3.61	3.73	3.86	3.72	3.81	3.93	4.07	3.88	3.97	4.10	4.24	4.02	4.11	4.25	4.40	
AMPS	14.8	15.1	15.5	16.0	15.8	16.1	16.5	17.1	16.9	17.3	17.8	18.3	17.9	18.3	18.8	19.4	18.9	19.3	19.8	20.5	19.9	20.3	20.9	21.6	
HI PR	240	258	272	284	269	289	306	319	306	329	348	363	348	375	396	413	392	422	445	465	433	466	492	513	
LO PR	106	113	123	131	112	119	130	139	117	124	136	144	123	130	142	152	129	137	149	159	133	141	154	164	
85	MBh	43.5	44.3	46.4	49.5	42.5	43.3	45.3	48.4	41.4	42.2	44.2	47.2	40.4	41.2	43.2	46.0	38.4	39.2	41.0	43.7	35.6	36.3	38.0	40.5
	ST	0.89	0.86	0.78	0.63	0.93	0.89	0.81	0.65	0.95	0.92	0.83	0.67	0.98	0.95	0.85	0.69	1.00	0.98	0.89	0.72	1.00	0.99	0.89	0.72
	Delta T	25	25	24	21	26	25	24	21	26	25	24	21	26	26	24	21	25	25	24	21	23	24	22	19
	KW	3.01	3.07	3.17	3.27	3.24	3.31	3.42	3.53	3.45	3.52	3.64	3.76	3.63	3.71	3.83	3.96	3.78	3.87	4.00	4.13	3.92	4.01	4.14	4.28
	AMPS	14.5	14.7	15.1	15.6	15.4	15.7	16.2	16.7	16.5	16.9	17.3	17.9	17.5	17.8	18.3	18.9	18.4	18.8	19.4	20.0	19.4	19.8	20.4	21.0
	HI PR	233	250	264	276	261	281	296	309	297	319	337	352	338	364	384	401	380	409	432	451	420	452	477	498
	LO PR	103	110	120	128	109	116	127	135	113	120	132	140	119	127	138	147	125	133	145	154	129	137	150	159
	MBh	47.1	48.0	50.3	53.6	46.0	46.9	49.1	52.4	44.9	45.8	47.9	51.1	43.8	44.7	46.8	49.9	41.6	42.4	44.4	47.4	38.5	39.3	41.2	43.9
	ST	0.93	0.89	0.81	0.65	0.96	0.93	0.84	0.68	0.98	0.95	0.86	0.70	1.00	0.98	0.89	0.72	1.00	1.00	0.92	0.75	1.00	1.00	0.93	0.75
	Delta T	25	25	23	20	25	25	24	20	25	25	24	20	25	25	24	21	24	24	23	20	22	23	22	19
KW	3.08	3.15	3.25	3.35	3.32	3.39	3.51	3.62	3.53	3.61	3.73	3.86	3.72	3.81	3.93	4.07	3.88	3.97	4.10	4.24	4.02	4.11	4.25	4.40	
AMPS	14.8	15.1	15.5	16.0	15.8	16.1	16.5	17.1	16.9	17.3	17.8	18.3	17.9	18.3	18.8	19.4	18.9	19.3	19.8	20.5	19.9	20.3	20.9	21.6	
HI PR	240	258	272	284	269	289	306	319	306	329	348	363	348	375	396	413	392	422	445	465	433	466	492	513	
LO PR	106	113	123	131	112	119	130	139	117	124	136	144	123	130	142	152	129	137	149	159	133	141	154	164	
MBh	48.5	49.4	51.8	55.2	47.4	48.3	50.6	54.0	46.2	47.1	49.4	52.7	45.1	46.0	48.2	51.4	42.9	43.7	45.8	48.8	39.7	40.5	42.4	45.2	
ST	0.97	0.94	0.85	0.69	1.00	0.97	0.88	0.71	1.00	1.00	0.90	0.73	1.00	1.00	0.93	0.75	1.00	1.00	0.96	0.78	1.00	1.00	0.97	0.79	
Delta T	24.07	24	22	19	24	24	23	20	24	24	23	20	23	23	23	20	22	22	22	19	20	21	21	18	
KW	3.11	3.17	3.27	3.38	3.35	3.42	3.53	3.65	3.56	3.64	3.76	3.89	3.75	3.84	3.97	4.10	3.92	4.00	4.14	4.28	4.05	4.15	4.29	4.44	
AMPS	14.9	15.2	15.6	16.1	15.9	16.2	16.7	17.2	17.0	17.4	17.9	18.5	18.0	18.4	18.9	19.6	19.0	19.4	20.0	20.7	20.0	20.4	21.0	21.8	
HI PR	242	261	275	287	272	292	309	322	309	332	351	366	352	379	400	417	396	426	450	469	437	471	497	518	
LO PR	107	114	125	133	113	121	132	140	118	125	137	146	124	132	144	153	130	138	151	161	134	143	156	166	

* Entering Indoor Dry Bulb Temperature
 High and low pressures are measured at the liquid and suction service valves.
 NOTE: Shaded area is AHRI Rating Conditions
 KW=Total system power
 AMPS=outdoor unit amps (comp.+fan)

COOLING PERFORMANCE DATA

SXC160601A-HIGH STAGE

EXPANDED PERFORMANCE DATA **COOLING OPERATION**
MODEL: *SXC160601A* / CA*F4961*6 + TXV / MBVC2000**~1** , Design Subcooling @ AHRJ 95°F Conditions, 5° - 7°F @ the Serv. Vlv.**

IDB	Airflow	Outdoor Ambient Temperature																								
		65				75				85				95				105				115				
		59	63	67	71	59	63	67	71	59	63	67	71	59	63	67	71	59	63	67	71	59	63	67	71	
70	1575	MBh	50.1	51.9	56.8	-	48.9	50.7	55.5	-	47.7	49.5	54.2	-	46.6	48.3	52.9	-	44.2	45.8	50.2	-	41.0	42.5	46.5	-
		S/T	0.70	0.59	0.41	-	0.73	0.61	0.42	-	0.75	0.63	0.43	-	0.77	0.65	0.45	-	0.80	0.67	0.46	-	0.81	0.68	0.47	-
		Delta T	21	18	14	-	21	18	14	-	21	18	14	-	21	18	14	-	21	18	14	-	19	17	13	-
		KW	3.87	3.96	4.08	-	4.18	4.27	4.41	-	4.44	4.54	4.69	-	4.68	4.78	4.94	-	4.88	4.99	5.16	-	5.05	5.17	5.34	-
		AMPS	13.9	14.3	14.7	-	15.1	15.5	16.0	-	16.4	16.9	17.4	-	17.6	18.1	18.7	-	20.6	21.1	21.9	-	21.8	22.3	23.1	-
	1800	H PR	242	260	264	-	266	286	290	-	311	335	340	-	365	381	387	-	399	429	435	-	461	496	503	-
		LOPR	115	119	130	-	119	122	134	-	123	126	138	-	126	130	142	-	128	132	145	-	132	136	148	-
		MBh	54.2	56.2	61.6	-	53.0	54.9	60.1	-	51.7	53.6	58.7	-	50.4	52.3	57.3	-	47.9	49.7	54.4	-	44.4	46.0	50.4	-
		S/T	0.73	0.61	0.42	-	0.76	0.63	0.44	-	0.78	0.65	0.45	-	0.80	0.67	0.46	-	0.83	0.69	0.48	-	0.84	0.70	0.49	-
		Delta T	20	18	13	-	20	18	13	-	20	18	13	-	21	18	14	-	20	18	13	-	19	16	12	-
2025	KW	3.91	3.99	4.12	-	4.21	4.30	4.44	-	4.48	4.58	4.73	-	4.72	4.82	4.98	-	4.92	5.03	5.20	-	5.09	5.21	5.39	-	
	AMPS	14.0	14.4	14.9	-	15.2	15.6	16.1	-	16.6	17.0	17.6	-	17.8	18.2	18.9	-	20.8	21.4	22.1	-	22.0	22.6	23.4	-	
	H PR	245	263	267	-	269	289	293	-	314	338	343	-	368	385	391	-	403	433	439	-	466	501	508	-	
	LOPR	116	120	131	-	120	124	135	-	124	128	139	-	127	131	143	-	130	134	146	-	133	137	150	-	
	MBh	55.9	57.9	63.4	-	54.6	56.5	62.0	-	53.3	55.2	60.5	-	52.0	53.9	59.0	-	49.4	51.2	56.1	-	45.7	47.4	51.9	-	
75	1575	S/T	0.77	0.64	0.44	-	0.79	0.66	0.46	-	0.81	0.68	0.47	-	0.84	0.70	0.49	-	0.87	0.73	0.50	-	0.88	0.73	0.51	-
		Delta T	19	17	13	-	20	17	13	-	20	17	13	-	20	17	13	-	20	17	13	-	18	16	12	-
		KW	3.94	4.02	4.15	-	4.25	4.34	4.48	-	4.52	4.62	4.77	-	4.76	4.86	5.03	-	4.96	5.07	5.24	-	5.14	5.25	5.43	-
		AMPS	14.2	14.5	15.0	-	15.4	15.8	16.3	-	16.8	17.2	17.8	-	18.0	18.4	19.0	-	21.0	21.6	22.3	-	22.2	22.8	23.6	-
		H PR	247	266	269	-	271	292	296	-	318	342	346	-	362	389	395	-	407	438	444	-	470	506	513	-
	1800	LOPR	118	121	132	-	121	125	136	-	125	129	141	-	128	132	145	-	131	135	148	-	134	138	151	-
		MBh	50.9	52.4	56.7	60.9	49.7	51.2	55.4	59.5	48.5	50.0	54.1	58.1	47.3	48.8	52.8	56.6	45.0	46.3	50.1	53.8	41.7	42.9	46.4	49.8
		S/T	0.80	0.72	0.54	0.35	0.83	0.74	0.56	0.36	0.85	0.76	0.58	0.37	0.88	0.79	0.59	0.38	0.91	0.82	0.62	0.40	0.92	0.82	0.62	0.40
		Delta T	24	22	18	12	24	22	18	13	24	22	18	13	24	22	18	13	24	22	18	12	22	21	17	12
		KW	3.87	3.96	4.08	4.22	4.18	4.27	4.41	4.55	4.44	4.54	4.69	4.85	4.68	4.78	4.94	5.11	4.88	4.99	5.16	5.33	5.05	5.17	5.34	5.52
2025	AMPS	13.9	14.3	14.7	15.3	15.1	15.5	16.0	16.6	16.4	16.9	17.4	18.1	17.6	18.1	18.7	19.4	20.6	21.1	21.9	22.7	21.8	22.3	23.1	24.0	
	H PR	242	260	264	270	266	286	290	296	311	335	340	347	365	381	387	395	399	429	435	445	461	496	503	514	
	LOPR	115	119	130	138	119	122	134	142	123	126	138	147	126	130	142	151	128	132	145	154	132	136	148	158	
	MBh	55.1	56.8	61.5	66.0	53.9	55.5	60.0	64.4	52.6	54.1	58.6	62.9	51.3	52.8	57.2	61.4	48.7	50.2	54.3	58.3	45.1	46.5	50.3	54.0	
	S/T	0.83	0.74	0.56	0.36	0.86	0.77	0.58	0.37	0.88	0.79	0.60	0.38	0.91	0.81	0.62	0.40	0.95	0.85	0.64	0.41	0.96	0.86	0.65	0.42	
75	1800	Delta T	23	22	18	12	24	22	18	12	24	22	18	12	24	22	18	12	24	22	18	12	22	20	17	11
		KW	3.91	3.99	4.12	4.25	4.21	4.30	4.44	4.59	4.48	4.58	4.73	4.89	4.72	4.82	4.98	5.15	4.92	5.03	5.20	5.38	5.09	5.21	5.39	5.57
		AMPS	14.0	14.4	14.9	15.5	15.2	15.6	16.1	16.8	16.6	17.0	17.6	18.3	17.8	18.2	18.9	19.6	20.8	21.4	22.1	23.0	22.0	22.6	23.4	24.3
		H PR	245	263	267	273	269	289	293	299	314	338	343	350	368	385	391	399	403	433	439	449	466	501	508	519
		LOPR	116	120	131	140	120	124	135	144	124	128	139	149	127	131	143	153	130	134	146	156	133	137	150	159
	2025	MBh	56.8	58.5	63.3	67.9	55.5	57.1	61.8	66.4	54.2	55.8	60.4	64.8	52.8	54.4	58.9	63.2	50.2	51.7	55.9	60.0	46.5	47.9	51.8	56.6
		S/T	0.87	0.78	0.59	0.38	0.90	0.81	0.61	0.39	0.93	0.83	0.63	0.40	0.95	0.85	0.65	0.42	0.99	0.89	0.67	0.43	1.00	0.89	0.68	0.44
		Delta T	22	21	17	12	23	21	17	12	23	21	17	12	23	21	17	12	23	21	17	12	21	19	16	11
		KW	3.94	4.02	4.15	4.29	4.25	4.34	4.48	4.63	4.52	4.62	4.77	4.93	4.76	4.86	5.03	5.20	4.96	5.07	5.24	5.42	5.14	5.25	5.43	5.62
		AMPS	14.2	14.5	15.0	15.6	15.4	15.8	16.3	16.9	16.8	17.2	17.8	18.5	18.0	18.4	19.0	19.8	21.0	21.6	22.3	23.2	22.2	22.8	23.6	24.5
2025	H PR	247	266	269	275	271	292	296	302	318	342	346	354	362	389	395	403	407	438	444	454	470	506	513	524	
	LOPR	118	121	132	141	121	125	136	145	125	129	141	150	128	132	145	154	131	135	148	157	134	138	151	161	

* Entering Indoor Dry Bulb Temperature
 High and low pressures are measured at the liquid and suction service valves.
 NOTE: Shaded area is ACCA (TVA) conditions
 KW=Total system power
 AMPS=outdoor unit amps (comp.+fan)

COOLING PERFORMANCE DATA

SXC160601A-HIGH STAGE

EXPANDED PERFORMANCE DATA

COOLING OPERATION

MODEL: *SXC160601A* / CA*F4961*6** + TXV / MBVC2000**~1** , Design Subcooling @ AHRI 95°F Conditions, 5° - 7°F @ the Serv. Viv.

IDB*	Airflow	Outdoor Ambient Temperature																									
		65				75				85				95				105				115					
		59	63	67	71	59	63	67	71	59	63	67	71	59	63	67	71	59	63	67	71	59	63	67	71		
80	1575	M/Eh	51.8	52.9	56.6	60.5	50.6	51.7	55.2	59.1	49.4	50.5	53.9	57.6	48.2	49.2	49.2	52.6	56.2	45.8	46.8	50.0	53.4	42.4	43.3	46.3	49.5
		S/T	0.88	0.82	0.67	0.50	0.91	0.85	0.69	0.52	0.93	0.88	0.71	0.53	0.96	0.90	0.74	0.55	1.00	0.94	0.76	0.57	1.01	0.95	0.77	0.58	
		Delta T	27	25	22	18	27	26	22	18	27	26	22	18	27	26	22	18	27	26	22	18	25	24	21	17	
		KW	3.87	3.96	4.08	4.22	4.18	4.27	4.41	4.55	4.44	4.54	4.69	4.85	4.68	4.78	4.94	5.11	4.88	4.99	5.16	5.33	5.06	5.17	5.34	5.52	
		AMPS	13.9	14.3	14.7	15.3	15.1	15.5	16.0	16.6	16.4	16.9	17.4	18.1	17.6	18.1	18.7	19.4	20.6	21.1	21.9	22.7	21.8	22.3	23.1	24.0	
	1800	H PR	242	260	264	270	266	286	290	296	311	335	340	347	355	381	387	395	399	429	435	445	461	496	503	514	
		LOPR	115	119	130	138	119	122	134	142	123	126	138	147	126	130	142	151	128	132	145	154	132	136	148	158	
		M/Eh	56.1	57.4	61.3	65.5	54.8	56.0	59.9	64.0	53.5	54.7	58.4	62.5	52.2	53.4	57.0	60.9	49.6	50.7	54.2	57.9	45.9	46.9	50.2	53.6	
		S/T	0.91	0.85	0.70	0.52	0.94	0.88	0.72	0.54	0.97	0.91	0.74	0.55	1.00	0.94	0.76	0.57	1.00	0.97	0.79	0.59	1.00	0.98	0.80	0.60	
		Delta T	26	25	22	17	26	25	22	18	26	25	22	18	27	26	22	18	25	25	22	17	23	24	20	16	
2025	KW	3.91	3.99	4.12	4.25	4.21	4.30	4.44	4.59	4.48	4.58	4.73	4.89	4.72	4.82	4.98	5.15	4.92	5.03	5.20	5.38	5.09	5.21	5.39	5.57		
	AMPS	14.0	14.4	14.9	15.5	15.2	15.6	16.1	16.8	16.6	17.0	17.6	18.3	17.8	18.2	18.9	19.6	20.8	21.4	22.1	23.0	22.0	22.6	23.4	24.3		
	H PR	245	263	267	273	269	289	293	299	314	338	343	350	358	385	391	399	399	403	433	439	449	466	501	508		
	LOPR	116	120	131	140	120	124	135	144	124	128	139	149	127	131	143	153	130	134	146	156	133	137	150	159		
	M/Eh	57.8	59.1	63.1	67.5	56.5	57.7	61.6	65.9	55.1	56.3	60.2	64.3	53.8	55.0	58.7	62.8	51.1	52.2	55.8	59.6	47.3	48.4	51.7	55.2		
85	1575	S/T	0.95	0.90	0.73	0.54	1.00	0.93	0.76	0.56	1.00	0.95	0.77	0.58	1.00	1.00	0.80	0.60	1.00	1.00	0.83	0.62	1.00	1.00	0.84	0.63	
		Delta T	25	24	21	17	26	24	21	17	25	24	21	17	24	25	21	17	23	24	21	17	21	22	20	16	
		KW	3.94	4.02	4.15	4.29	4.25	4.34	4.48	4.63	4.52	4.62	4.77	4.93	4.76	4.86	5.03	5.20	4.96	5.07	5.24	5.42	5.14	5.25	5.43	5.62	
		AMPS	14.2	14.5	15.0	15.6	15.4	15.8	16.3	16.9	16.8	17.2	17.8	18.5	18.0	18.4	19.0	19.8	21.0	21.6	22.3	23.2	22.2	22.8	23.6	24.5	
		H PR	247	266	269	275	271	292	296	302	318	342	346	354	362	389	396	403	407	438	444	454	470	506	513	524	
	1800	LOPR	118	121	132	141	121	125	136	145	125	129	141	150	128	132	145	154	131	135	148	157	134	138	151	161	
		M/Eh	52.7	53.7	56.3	60.0	51.5	52.5	56.0	59.6	50.3	51.2	53.7	57.2	49.0	50.0	52.3	55.8	46.6	47.5	49.7	53.1	43.1	44.0	46.1	49.1	
		S/T	0.92	0.89	0.80	0.65	0.95	0.92	0.83	0.67	0.98	0.94	0.85	0.69	1.00	0.97	0.88	0.71	1.00	1.00	0.91	0.74	1.00	1.00	0.92	0.75	
		Delta T	28	28	26	23	29	28	27	23	29	28	27	23	29	28	27	23	27	28	26	23	25	26	25	21	
		KW	3.87	3.96	4.08	4.22	4.18	4.27	4.41	4.55	4.44	4.54	4.69	4.85	4.68	4.78	4.94	5.11	4.88	4.99	5.16	5.33	5.06	5.17	5.34	5.52	
2025	AMPS	13.9	14.3	14.7	15.3	15.1	15.5	16.0	16.6	16.4	16.9	17.4	18.1	17.6	18.1	18.7	19.4	20.6	21.1	21.9	22.7	21.8	22.3	23.1	24.0		
	H PR	242	260	264	270	266	286	290	296	311	335	340	347	355	381	387	395	399	429	435	445	461	496	503	514		
	LOPR	115	119	130	138	119	122	134	142	123	126	138	147	126	130	142	151	128	132	145	154	132	136	148	158		
	M/Eh	57.1	58.2	61.0	65.0	55.8	56.9	59.6	63.5	54.5	55.5	58.1	62.0	53.1	54.2	56.7	60.5	50.5	51.4	53.9	57.5	46.7	47.7	49.9	53.2		
	S/T	0.95	0.92	0.83	0.67	0.99	0.95	0.86	0.70	1.00	0.98	0.88	0.72	1.00	1.00	0.91	0.74	1.00	1.00	0.96	0.77	1.00	1.00	0.96	0.77		
86	1800	Delta T	28	27	26	22	28	28	26	23	28	28	26	23	27	28	26	23	26	26	26	23	24	24	24	21	
		KW	3.91	3.99	4.12	4.25	4.21	4.30	4.44	4.59	4.48	4.58	4.73	4.89	4.72	4.82	4.98	5.15	4.92	5.03	5.20	5.38	5.09	5.21	5.39	5.57	
		AMPS	14.0	14.4	14.9	15.5	15.2	15.6	16.1	16.8	16.6	17.0	17.6	18.3	17.8	18.2	18.9	19.6	20.8	21.4	22.1	23.0	22.0	22.6	23.4	24.3	
		H PR	245	263	267	273	269	289	293	299	314	338	343	350	358	385	391	399	399	403	433	439	449	466	501	508	
		LOPR	116	120	131	140	120	124	135	144	124	128	139	149	127	131	143	153	130	134	146	156	133	137	150	159	
	2025	M/Eh	58.8	60.0	62.8	67.0	57.5	58.6	61.3	65.4	56.1	57.2	59.9	63.9	54.7	55.8	58.4	62.3	52.0	53.0	55.5	59.2	48.2	49.1	51.4	54.8	
		S/T	1.00	0.97	0.87	0.71	1.00	1.00	0.90	0.73	1.00	1.00	0.93	0.75	1.00	1.00	0.96	0.78	1.00	1.00	0.99	0.81	1.00	1.00	1.00	0.81	
		Delta T	27	26	25	22	26	27	25	22	25	26	25	22	25	25	25	22	24	24	25	22	22	22	23	20	
		KW	3.94	4.02	4.15	4.29	4.25	4.34	4.48	4.63	4.52	4.62	4.77	4.93	4.76	4.86	5.03	5.20	4.96	5.07	5.24	5.42	5.14	5.25	5.43	5.62	
		AMPS	14.2	14.5	15.0	15.6	15.4	15.8	16.3	16.9	16.8	17.2	17.8	18.5	18.0	18.4	19.0	19.8	21.0	21.6	22.3	23.2	22.2	22.8	23.6	24.5	
2025	H PR	247	266	269	275	271	292	296	302	318	342	346	354	362	389	396	403	407	438	444	454	470	506	513	524		
	LOPR	118	121	132	141	121	125	136	145	125	129	141	150	128	132	145	154	131	135	148	157	134	138	151	161		

* Entering Indoor Dry Bulb Temperature
 High and low pressures are measured at the liquid and suction service valves.
 NOTE: Shaded area is AHRI Rating Conditions
 KW=Total system power
 AMPS=outdoor unit amps (comp.+fan)

COOLING PERFORMANCE DATA A/DSXC160601B*-HIGH STAGE

EXPANDED PERFORMANCE DATA

COOLING OPERATION

MODEL: *SXC160601 B*/CA*F496*6** +TXV/MBVC2000**-1** , Design Subcooling @ AHRI 95°F Conditions, 5° - 7° F @ the Serv. Viv.

IDB	Airflow	Outdoor Ambient Temperature																								
		65				75				85				95				105				115				
		59	63	67	71	59	63	67	71	59	63	67	71	59	63	67	71	59	63	67	71	59	63	67	71	
70	1575	M/Eh	50.1	51.9	56.8	-	48.9	50.7	55.5	-	47.7	49.5	54.2	-	46.6	48.3	52.9	-	44.2	45.8	50.2	-	41.0	42.5	46.5	-
		S/T	0.68	0.57	0.40	-	0.71	0.59	0.41	-	0.73	0.61	0.42	-	0.75	0.63	0.43	-	0.78	0.65	0.45	-	0.78	0.66	0.45	-
		DT	20	17	13	-	20	17	13	-	20	18	13	-	20	18	13	-	20	17	13	-	19	16	12	-
		KW	3.45	3.53	3.65	-	3.73	3.82	3.95	-	3.98	4.07	4.21	-	4.20	4.30	4.45	-	4.39	4.49	4.65	-	4.55	4.66	4.82	-
		AMPS	13.6	13.9	14.4	-	14.7	15.0	15.6	-	16.0	16.4	16.9	-	17.1	17.5	18.1	-	18.2	18.7	19.3	-	19.4	19.8	20.5	-
	1800	H PR	222	239	252	-	249	268	283	-	283	304	321	-	322	347	366	-	363	390	412	-	401	431	455	-
		LOPR	100	106	116	-	106	112	123	-	110	117	128	-	115	123	134	-	121	129	140	-	125	133	145	-
		M/Eh	54.2	56.2	61.6	-	53.0	54.9	60.1	-	51.7	53.6	58.7	-	50.4	52.3	57.3	-	47.9	49.7	54.4	-	44.4	46.0	50.4	-
		S/T	0.71	0.59	0.41	-	0.73	0.61	0.43	-	0.75	0.63	0.44	-	0.78	0.65	0.45	-	0.81	0.67	0.47	-	0.81	0.68	0.47	-
		DT	20	17	13	-	20	17	13	-	20	17	13	-	20	17	13	-	20	17	13	-	18	16	12	-
2025	1575	KW	3.54	3.62	3.74	-	3.83	3.92	4.05	-	4.09	4.18	4.33	-	4.31	4.41	4.57	-	4.51	4.61	4.77	-	4.67	4.78	4.96	-
		AMPS	13.9	14.3	14.8	-	15.1	15.5	16.0	-	16.5	16.9	17.4	-	17.6	18.1	18.7	-	18.8	19.2	19.9	-	19.9	20.4	21.1	-
		H PR	229	246	260	-	256	276	291	-	292	314	331	-	332	357	377	-	374	402	425	-	413	444	469	-
		LOPR	103	110	120	-	109	116	127	-	113	120	132	-	119	127	138	-	125	133	145	-	129	137	150	-
		M/Eh	55.9	57.9	63.4	-	54.6	56.5	62.0	-	53.3	55.2	60.5	-	52.0	53.9	59.0	-	49.4	51.2	56.1	-	45.7	47.4	51.9	-
	1800	S/T	0.74	0.62	0.43	-	0.77	0.64	0.45	-	0.79	0.66	0.46	-	0.82	0.68	0.47	-	0.85	0.71	0.49	-	0.85	0.71	0.49	-
		DT	19	16	12	-	19	17	13	-	19	17	13	-	19	17	13	-	19	16	12	-	18	15	12	-
		KW	3.57	3.65	3.77	-	3.86	3.95	4.09	-	4.12	4.22	4.36	-	4.35	4.45	4.61	-	4.55	4.65	4.82	-	4.71	4.83	4.99	-
		AMPS	14.1	14.4	14.9	-	15.2	15.6	16.2	-	16.6	17.0	17.6	-	17.8	18.2	18.9	-	19.0	19.4	20.1	-	20.1	20.6	21.3	-
		H PR	231	248	262	-	259	279	294	-	295	317	335	-	336	361	381	-	377	406	429	-	417	449	474	-
75	1575	LOPR	104	111	121	-	110	117	128	-	114	122	133	-	120	128	140	-	126	134	146	-	130	139	151	-
		M/Eh	50.9	52.4	56.7	60.9	49.7	51.2	55.4	59.5	48.5	50.0	54.1	58.1	47.3	48.8	52.8	56.6	45.0	46.3	50.1	53.8	41.7	42.9	46.4	49.8
		S/T	0.78	0.69	0.53	0.34	0.81	0.72	0.55	0.35	0.83	0.74	0.56	0.36	0.85	0.76	0.58	0.37	0.88	0.79	0.60	0.39	0.89	0.80	0.60	0.39
		DT	23	21	17	12	23	22	18	12	23	22	18	12	24	22	18	12	23	21	18	12	22	20	16	11
		KW	3.48	3.56	3.68	3.80	3.77	3.85	3.98	4.12	4.02	4.11	4.25	4.40	4.24	4.34	4.49	4.64	4.43	4.53	4.69	4.86	4.59	4.70	4.86	5.03
	1800	AMPS	13.7	14.0	14.5	15.0	14.8	15.2	15.7	16.3	16.1	16.5	17.1	17.8	17.3	17.7	18.3	19.0	18.4	18.9	19.5	20.3	19.5	20.0	20.7	21.5
		H PR	224	241	254	265	251	270	286	298	286	308	325	339	326	350	370	386	366	394	416	434	405	435	460	480
		LOPR	101	108	117	125	107	114	124	132	111	118	129	137	117	124	135	144	122	130	142	151	126	134	147	156
		M/Eh	55.1	56.8	61.5	66.0	53.9	55.5	60.0	64.4	52.6	54.1	58.6	62.9	51.3	52.8	57.2	61.4	48.7	50.2	54.3	58.3	45.1	46.5	50.3	54.0
		S/T	0.81	0.72	0.55	0.35	0.84	0.75	0.57	0.36	0.86	0.77	0.58	0.37	0.88	0.79	0.60	0.38	0.92	0.82	0.62	0.40	0.93	0.83	0.63	0.40
2025	1575	DT	23	21	17	12	23	21	17	12	23	21	17	12	23	21	17	12	23	21	17	12	21	20	16	11
		KW	3.57	3.65	3.78	3.90	3.87	3.95	4.09	4.23	4.12	4.22	4.36	4.52	4.35	4.45	4.61	4.77	4.55	4.65	4.82	4.99	4.71	4.83	5.00	5.17
		AMPS	14.1	14.4	14.9	15.5	15.3	15.6	16.2	16.8	16.6	17.0	17.6	18.3	17.8	18.2	18.9	19.6	19.0	19.4	20.1	20.9	20.1	20.6	21.3	22.2
		H PR	231	248	262	274	259	279	294	307	295	317	335	349	336	361	381	398	378	406	429	447	417	449	474	494
		LOPR	104	111	121	129	110	117	128	136	114	122	133	142	120	128	140	149	126	134	146	156	130	139	151	161
	1800	M/Eh	56.8	58.5	63.3	67.9	55.5	57.1	61.8	66.4	54.2	55.8	60.4	64.8	52.8	54.4	58.9	63.2	50.2	51.7	55.9	60.0	46.5	47.9	51.8	55.6
		S/T	0.84	0.76	0.57	0.37	0.88	0.78	0.59	0.38	0.90	0.80	0.61	0.39	0.93	0.83	0.63	0.40	0.96	0.86	0.65	0.42	0.97	0.87	0.66	0.42
		DT	22	20	16	11	22	20	17	11	22	20	17	12	22	20	17	12	22	20	17	11	20	19	15	11
		KW	3.60	3.68	3.81	3.94	3.90	3.99	4.12	4.27	4.16	4.26	4.40	4.56	4.39	4.49	4.65	4.81	4.59	4.70	4.86	5.03	4.76	4.87	5.04	5.22
		AMPS	14.2	14.6	15.0	15.6	15.4	15.8	16.3	16.9	16.8	17.2	17.8	18.4	18.0	18.4	19.0	19.8	19.1	19.6	20.3	21.1	20.3	20.8	21.5	22.4
2025	H PR	233	251	265	276	262	282	297	310	298	320	338	353	339	365	385	402	381	410	433	452	421	453	479	499	
	LOPR	105	112	122	130	111	118	129	138	116	123	134	143	121	129	141	150	127	135	148	157	132	140	153	163	

* Entering Indoor Dry Bulb Temperature
 High and low pressures are measured at the liquid and suction service valves.
 NOTE: Shaded areas is ACCA (TVA) conditions
 KW=Total system power
 AMPS=Outdoor unit amps (comp.-fan)

COOLING PERFORMANCE DATA A/DSXC160601B*-HIGH STAGE

EXPANDED PERFORMANCE DATA

COOLING OPERATION

MODEL: *SXC160601 B*/CA*F496*6** +TXV/MBVC2000**-1** , Design Subcooling @ AHRI 95°F Conditions, 5° - 7°F @the Serv. Vlv.

IDB* Airflow		Outdoor Ambient Temperature																																																
		65					75					85					95					105					115																							
		59	63	67	71	75	59	63	67	71	75	59	63	67	71	75	59	63	67	71	75	59	63	67	71	75	59	63	67	71	75																			
80	1575	MBh	51.8	52.9	56.6	60.5	50.6	51.7	55.2	59.1	49.4	50.5	53.9	57.6	48.2	49.2	52.6	56.2	45.8	46.8	50.0	53.4	42.4	43.3	46.3	49.5	0.85	0.80	0.65	0.49	0.88	0.83	0.67	0.50	0.91	0.85	0.69	0.52	0.93	0.88	0.71	0.53	0.97	0.91	0.74	0.55	0.98	0.92	0.75	0.56
		DT	26	25	21	17	26	25	22	17	26	25	22	17	26	25	22	17	26	25	22	17	26	25	22	17	24	23	20	16																				
		KW	3.51	3.59	3.71	3.84	3.80	3.88	4.02	4.16	4.05	4.15	4.29	4.44	4.28	4.38	4.53	4.69	4.47	4.57	4.73	4.90	4.63	4.74	4.91	5.08																								
		AMPS	13.8	14.2	14.6	15.2	15.0	15.3	15.9	16.5	16.3	16.7	17.3	17.9	17.4	17.9	18.5	19.2	18.6	19.1	19.7	20.5	19.7	20.2	20.9	21.7																								
		H PR	226	243	257	268	254	273	288	301	289	311	328	342	329	354	374	390	370	398	420	438	409	440	464	484																								
		LOPR	102	109	119	126	108	115	125	133	112	119	130	139	118	125	137	146	123	131	143	153	128	136	148	158																								
	1800	MBh	56.1	57.4	61.3	65.5	54.8	56.0	59.9	64.0	53.5	54.7	58.4	62.5	52.2	53.4	57.0	60.9	49.6	50.7	54.2	57.9	45.9	46.9	50.2	53.6	0.88	0.83	0.67	0.50	0.92	0.86	0.70	0.52	0.94	0.88	0.72	0.54	0.97	0.91	0.74	0.55	1.00	0.94	0.77	0.57	1.00	0.95	0.77	0.58
		DT	25	24	21	17	26	25	21	17	26	25	21	17	26	25	22	17	25	24	21	17	23	23	20	16																								
		KW	3.60	3.68	3.81	3.94	3.90	3.99	4.12	4.27	4.16	4.26	4.40	4.56	4.39	4.49	4.65	4.81	4.59	4.70	4.86	5.03	4.76	4.87	5.04	5.22																								
		AMPS	14.2	14.6	15.1	15.6	15.4	15.8	16.3	16.9	16.8	17.2	17.8	18.5	18.0	18.4	19.0	19.8	19.1	19.6	20.3	21.1	20.3	20.8	21.5	22.4																								
		H PR	233	251	265	276	262	282	297	310	298	320	338	353	339	365	385	402	381	410	433	452	421	453	479	499																								
		LOPR	105	112	122	130	111	118	129	138	116	123	134	143	121	129	141	150	127	135	148	157	132	140	153	163																								
2025	MBh	57.8	59.1	63.1	67.5	56.5	57.7	61.6	65.9	55.1	56.3	60.2	64.3	53.8	55.0	58.7	62.8	51.1	52.2	55.8	59.6	47.3	48.4	51.7	55.2	0.93	0.87	0.71	0.53	0.96	0.90	0.73	0.55	1.00	0.92	0.75	0.56	1.00	0.96	0.78	0.58	1.00	1.00	0.81	0.60	1.00	1.00	0.81	0.61	
	DT	24	23	20	16	25	24	21	16	25	24	21	16	24	24	21	17	23	24	20	16	21	22	19	15																									
	KW	3.63	3.72	3.84	3.97	3.93	4.02	4.16	4.30	4.20	4.29	4.44	4.60	4.43	4.53	4.69	4.86	4.63	4.74	4.90	5.08	4.80	4.91	5.09	5.27																									
	AMPS	14.3	14.7	15.2	15.8	15.5	15.9	16.5	17.1	16.9	17.3	17.9	18.6	18.1	18.6	19.2	20.0	19.3	19.8	20.5	21.3	20.5	21.0	21.7	22.6																									
	H PR	236	253	268	279	264	284	300	313	301	323	342	356	342	368	389	406	385	414	438	457	426	458	484	504																									
	LOPR	106	113	123	131	112	119	130	139	117	124	136	144	123	130	142	152	129	137	149	159	133	141	154	164																									
85	1575	MBh	52.7	53.7	56.3	60.0	51.5	52.5	55.0	58.6	50.3	51.2	53.7	57.2	49.0	50.0	52.3	55.8	46.6	47.5	49.7	53.1	43.1	44.0	46.1	49.1	0.89	0.86	0.78	0.63	0.93	0.89	0.81	0.65	0.95	0.92	0.83	0.67	0.98	0.96	0.85	0.69	1.00	0.98	0.89	0.72	1.00	0.99	0.89	0.72
		DT	27	27	26	22	28	27	26	22	28	27	26	22	28	28	26	23	27	27	26	23	25	25	24	21																								
		KW	3.54	3.62	3.74	3.87	3.83	3.92	4.05	4.19	4.09	4.18	4.33	4.48	4.31	4.41	4.57	4.73	4.51	4.61	4.77	4.94	4.67	4.78	4.96	5.13																								
		AMPS	13.9	14.3	14.8	15.3	15.1	15.5	16.0	16.6	16.4	16.9	17.4	18.1	17.6	18.1	18.7	19.4	18.8	19.2	19.9	20.7	19.9	20.4	21.1	21.9																								
		H PR	228	246	260	271	256	276	291	304	292	314	331	346	332	357	377	394	374	402	425	443	413	444	469	489																								
		LOPR	103	110	120	128	109	116	127	135	113	120	132	140	119	127	138	147	125	133	145	154	129	137	150	159																								
	1800	MBh	57.1	58.2	61.0	65.0	55.8	56.9	59.6	63.5	54.5	55.5	58.1	62.0	53.1	54.2	56.7	60.5	50.5	51.4	53.9	57.5	46.7	47.7	49.9	53.2	0.93	0.89	0.81	0.65	0.96	0.93	0.84	0.68	0.98	0.95	0.86	0.70	1.00	0.98	0.89	0.72	1.00	1.00	0.92	0.75	1.00	1.00	0.93	0.75
		DT	27	27	25	22	27	27	25	22	27	27	25	22	27	27	26	23	26	26	25	22	24	24	24	20																								
		KW	3.63	3.72	3.84	3.97	3.93	4.02	4.16	4.30	4.20	4.29	4.44	4.60	4.43	4.53	4.69	4.86	4.63	4.74	4.90	5.08	4.80	4.91	5.09	5.27																								
		AMPS	14.3	14.7	15.2	15.8	15.5	15.9	16.5	17.1	16.9	17.3	17.9	18.6	18.1	18.6	19.2	20.0	19.3	19.8	20.5	21.3	20.5	21.0	21.7	22.6																								
		H PR	236	253	268	279	264	284	300	313	301	323	342	356	342	368	389	406	385	414	438	457	426	458	484	504																								
		LOPR	106	113	123	131	112	119	130	139	117	124	136	144	123	130	142	152	129	137	149	159	133	141	154	164																								
2025	MBh	58.8	60.0	62.8	67.0	57.5	58.6	61.3	65.4	56.1	57.2	59.9	63.9	54.7	55.8	58.4	62.3	52.0	53.0	55.5	59.2	48.2	49.1	51.4	54.8	0.97	0.94	0.85	0.69	1.00	0.97	0.88	0.71	1.00	1.00	0.90	0.73	1.00	1.00	0.93	0.75	1.00	1.00	0.96	0.78	1.00	1.00	0.97	0.79	
	DT	26	26	24	21	26	26	24	21	26	26	24	21	26	25	25	22	24	24	24	24	24	24	24	20																									
	KW	3.66	3.75	3.87	4.01	3.97	4.06	4.20	4.34	4.23	4.33	4.48	4.64	4.47	4.57	4.73	4.90	4.67	4.78	4.95	5.12	4.84	4.96	5.13	5.31																									
	AMPS	14.5	14.8	15.3	15.9	15.7	16.1	16.6	17.3	17.1	17.5	18.1	18.8	18.3	18.8	19.4	20.2	19.5	20.0	20.7	21.5	20.7	21.2	22.0	22.8																									
	H PR	238	256	270	282	267	287	303	316	304	327	345	360	346	372	393	410	389	419	442	461	430	463	488	509																									
	LOPR	107	114	125	133	113	121	132	140	118	125	137	146	124	132	144	153	130	138	151	161	134	143	156	166																									

* Entering Indoor Dry Bulb Temperature
 High and low pressures are measured at the liquid and suction service valves.
 NOTE: Shaded area is AHRI Rating Conditions
 KW=Total system power
 AMPS=outdoor unit amps (comp.+fan)

COOLING PERFORMANCE DATA

DSXC160241A*-LOW STAGE

EXPANDED PERFORMANCE DATA

LOW STAGE COOLING OPERATION

MODEL: DSXC160241A* / CA*F3636*G**+TXV+MBVC1200**+1*

IDB*	Airflow	Outdoor Ambient Temperature																							
		65				75				85				95				105				115			
		59	63	67	71	59	63	67	71	59	63	67	71	59	63	67	71	59	63	67	71	59	63	67	71
	MBh	15.5	16.0	17.6	-	15.1	15.6	17.1	-	14.7	15.3	16.7	-	14.4	14.9	16.3	-	13.7	14.2	15.5	-	12.7	13.1	14.4	-
	ST	0.66	0.55	0.38	-	0.68	0.57	0.39	-	0.70	0.58	0.40	-	0.72	0.60	0.42	-	0.75	0.62	0.43	-	0.75	0.63	0.44	-
473	Delta T	20	17	13	-	20	17	13	-	20	17	13	-	20	17	13	-	20	17	13	-	19	16	12	-
	KW	1.03	1.05	1.08	-	1.11	1.13	1.17	-	1.18	1.21	1.25	-	1.24	1.27	1.31	-	1.30	1.32	1.37	-	1.34	1.37	1.42	-
	AMPS	4.1	4.2	4.3	-	4.4	4.5	4.6	-	4.8	4.9	5.0	-	5.1	5.2	5.4	-	5.4	5.5	5.7	-	5.7	5.8	6.0	-
	HI PR	194	209	220	-	218	234	247	-	248	266	281	-	282	303	320	-	317	341	360	-	350	377	398	-
	LO PR	98	105	114	-	104	111	121	-	108	115	125	-	113	121	132	-	119	126	138	-	123	131	143	-
	MBh	16.7	17.4	19.0	-	16.4	17.0	18.6	-	16.0	16.5	18.1	-	15.6	16.1	17.7	-	14.8	15.3	16.8	-	13.7	14.2	15.6	-
540	ST	0.68	0.57	0.39	-	0.70	0.59	0.41	-	0.72	0.60	0.42	-	0.75	0.62	0.43	-	0.77	0.65	0.45	-	0.78	0.65	0.45	-
	Delta T	19	17	13	-	20	17	13	-	20	17	13	-	20	17	13	-	20	17	13	-	18	16	12	-
	KW	1.05	1.08	1.11	-	1.14	1.16	1.20	-	1.21	1.24	1.28	-	1.27	1.30	1.35	-	1.33	1.36	1.41	-	1.38	1.41	1.46	-
	AMPS	4.2	4.3	4.4	-	4.5	4.6	4.8	-	4.9	5.0	5.2	-	5.2	5.3	5.5	-	5.5	5.7	5.8	-	5.8	6.0	6.2	-
	HI PR	200	215	227	-	224	241	255	-	255	275	290	-	291	313	330	-	327	352	372	-	361	389	411	-
	LO PR	101	108	118	-	107	114	124	-	111	118	129	-	117	124	136	-	123	130	142	-	127	135	147	-
608	MBh	17.2	17.9	19.6	-	16.8	17.5	19.1	-	16.4	17.0	18.7	-	16.0	16.6	18.2	-	15.2	15.8	17.3	-	14.1	14.6	16.0	-
	ST	0.71	0.60	0.41	-	0.74	0.62	0.43	-	0.76	0.63	0.44	-	0.78	0.65	0.45	-	0.81	0.68	0.47	-	0.82	0.68	0.47	-
	Delta T	19	16	12	-	19	16	12	-	19	16	12	-	19	16	12	-	19	16	12	-	17	15	11	-
	KW	1.06	1.09	1.12	-	1.15	1.17	1.21	-	1.22	1.25	1.29	-	1.29	1.31	1.36	-	1.34	1.37	1.42	-	1.39	1.42	1.47	-
	AMPS	4.2	4.3	4.5	-	4.6	4.7	4.8	-	4.9	5.0	5.2	-	5.3	5.4	5.5	-	5.6	5.7	5.9	-	5.9	6.0	6.2	-
	HI PR	202	217	229	-	227	244	258	-	258	277	293	-	294	316	334	-	330	355	375	-	365	393	415	-
LO PR	102	109	119	-	108	115	126	-	112	120	131	-	118	126	137	-	124	132	144	-	128	136	149	-	

IDB*	Airflow	Outdoor Ambient Temperature																							
		65				75				85				95				105				115			
		59	63	67	71	59	63	67	71	59	63	67	71	59	63	67	71	59	63	67	71	59	63	67	71
	MBh	15.7	16.2	17.5	18.8	15.4	15.8	17.1	18.4	15.0	15.4	16.7	17.9	14.6	15.1	16.3	17.5	13.9	14.3	15.5	16.6	12.9	13.2	14.3	15.4
	ST	0.75	0.67	0.50	0.32	0.77	0.69	0.52	0.34	0.79	0.71	0.54	0.36	0.82	0.73	0.55	0.36	0.85	0.76	0.57	0.37	0.86	0.77	0.58	0.37
473	Delta T	23	21	17	12	23	21	17	12	23	21	17	12	23	21	18	12	23	21	17	12	21	20	16	11
	KW	1.04	1.06	1.09	1.13	1.12	1.14	1.18	1.22	1.19	1.22	1.26	1.30	1.26	1.28	1.32	1.37	1.31	1.34	1.38	1.43	1.35	1.38	1.43	1.48
	AMPS	4.1	4.2	4.4	4.5	4.4	4.5	4.7	4.9	4.8	4.9	5.1	5.3	5.1	5.2	5.4	5.6	5.4	5.6	5.7	5.9	5.7	5.9	6.1	6.3
	HI PR	196	211	223	232	220	237	250	261	250	269	284	296	285	306	324	338	320	345	364	380	354	381	402	420
	LO PR	99	106	115	123	105	112	122	130	109	116	127	135	115	122	133	142	120	128	139	149	124	132	144	154
	MBh	17.0	17.5	19.0	20.4	16.6	17.1	18.5	19.9	16.2	16.7	18.1	19.4	15.8	16.3	17.7	18.9	15.0	15.5	16.8	18.0	13.9	14.4	15.5	16.7
	ST	0.77	0.69	0.52	0.34	0.80	0.72	0.54	0.35	0.82	0.73	0.56	0.36	0.85	0.76	0.57	0.37	0.88	0.79	0.60	0.38	0.89	0.79	0.60	0.39
540	Delta T	22	21	17	12	23	21	17	12	23	21	17	12	23	21	17	12	23	21	17	12	21	19	16	11
	KW	1.06	1.09	1.12	1.16	1.15	1.17	1.21	1.25	1.22	1.25	1.29	1.33	1.29	1.31	1.36	1.40	1.34	1.37	1.42	1.47	1.39	1.42	1.47	1.52
	AMPS	4.2	4.3	4.5	4.6	4.6	4.7	4.8	5.0	4.9	5.0	5.2	5.4	5.3	5.4	5.6	5.8	5.6	5.7	5.9	6.1	5.9	6.0	6.2	6.5
	HI PR	202	217	230	239	227	244	258	269	258	277	293	306	294	316	334	348	330	355	375	391	365	393	415	433
	LO PR	102	109	119	127	108	115	126	134	112	120	131	139	118	126	137	146	124	132	144	153	128	136	149	158
	MBh	17.5	18.1	19.5	21.0	17.1	17.6	19.1	20.5	16.7	17.2	18.6	20.0	16.3	16.8	18.2	19.5	15.5	16.0	17.3	18.5	14.4	14.8	16.0	17.2
	ST	0.81	0.73	0.55	0.35	0.84	0.75	0.57	0.37	0.86	0.77	0.58	0.38	0.89	0.80	0.60	0.39	0.92	0.83	0.62	0.40	0.93	0.83	0.63	0.41
608	Delta T	22	20	16	11	22	20	16	11	22	20	16	11	22	20	17	11	22	20	16	11	20	19	15	11
	KW	1.07	1.09	1.13	1.17	1.16	1.18	1.22	1.26	1.23	1.26	1.30	1.34	1.30	1.33	1.37	1.42	1.35	1.38	1.43	1.48	1.40	1.43	1.48	1.53
	AMPS	4.3	4.4	4.5	4.7	4.6	4.7	4.9	5.0	5.0	5.1	5.3	5.4	5.3	5.4	5.6	5.8	5.6	5.8	5.9	6.2	5.9	6.1	6.3	6.5
	HI PR	204	220	232	242	229	246	260	271	260	280	296	309	297	319	337	351	334	359	379	395	369	397	419	437
	LO PR	103	110	120	128	109	116	127	135	114	121	132	141	119	127	139	148	125	133	145	155	129	138	150	160
	MBh	17.5	18.1	19.5	21.0	17.1	17.6	19.1	20.5	16.7	17.2	18.6	20.0	16.3	16.8	18.2	19.5	15.5	16.0	17.3	18.5	14.4	14.8	16.0	17.2

* Entering Indoor Dry Bulb Temperature
 High and low pressures are measured at the liquid and suction service valves.

NOTE: Shaded area is AHRJ Rating Conditions

KW=Total system power
 AMPS=outdoor unit amps (comp.+fan)

COOLING PERFORMANCE DATA

DSXC160241A*-LOW STAGE

LOW STAGE

EXPANDED PERFORMANCE DATA

COOLING OPERATION

MODEL: DSXC160241A* / CA*F3636*G**+TXV+MBVC1200**-1*

IDB* Airflow	Outdoor Ambient Temperature												Entering Indoor Wet Bulb Temperature												
	65				75				85				95				105				115				
	59	63	67	71	59	63	67	71	59	63	67	71	59	63	67	71	59	63	67	71	59	63	67	71	
47.3	MBh	16.0	16.3	17.5	18.7	15.6	16.0	17.1	18.2	15.3	15.6	16.7	17.8	14.9	15.2	16.2	17.4	14.1	14.4	15.4	16.5	13.1	13.4	14.3	15.3
	ST	0.82	0.77	0.62	0.47	0.85	0.79	0.65	0.48	0.87	0.81	0.66	0.50	0.90	0.84	0.68	0.51	0.93	0.87	0.71	0.53	0.94	0.88	0.72	0.54
	Delta T	25	24	21	17	26	25	21	17	26	25	21	17	26	25	22	17	26	25	21	17	24	23	20	16
	KW	1.05	1.07	1.10	1.14	1.13	1.15	1.19	1.23	1.20	1.23	1.27	1.31	1.26	1.29	1.33	1.38	1.32	1.35	1.39	1.44	1.36	1.40	1.44	1.49
	AMPS	4.2	4.3	4.4	4.5	4.5	4.6	4.7	4.9	4.8	5.0	5.1	5.3	5.2	5.3	5.5	5.6	5.5	5.6	5.8	6.0	5.8	5.9	6.1	6.3
	HIPR	198	213	225	235	222	239	252	263	253	272	287	299	288	310	327	341	324	348	368	384	358	385	406	424
	LO PR	100	107	117	124	106	113	123	131	110	117	128	136	116	123	134	143	121	129	141	150	125	133	146	155
	MBh	17.3	17.7	18.9	20.2	16.9	17.3	18.5	19.8	16.5	16.9	18.0	19.3	16.1	16.5	17.6	18.8	15.3	15.6	16.7	17.9	14.2	14.5	15.5	16.6
	ST	0.85	0.80	0.65	0.48	0.88	0.82	0.67	0.50	0.90	0.85	0.69	0.51	0.93	0.87	0.71	0.53	0.97	0.91	0.74	0.55	0.97	0.91	0.74	0.56
	Delta T	25	24	21	17	25	24	21	17	25	24	21	17	26	24	21	17	25	24	21	17	24	23	20	16
54.0	KW	1.07	1.09	1.13	1.17	1.16	1.18	1.22	1.26	1.23	1.26	1.30	1.34	1.30	1.33	1.37	1.42	1.35	1.38	1.43	1.48	1.40	1.43	1.48	1.53
	AMPS	4.3	4.4	4.5	4.7	4.6	4.7	4.9	5.0	5.0	5.1	5.3	5.4	5.3	5.4	5.6	5.8	5.6	5.8	6.0	6.2	5.9	6.1	6.3	6.5
	HIPR	204	220	232	242	229	246	260	271	260	280	296	309	297	319	337	351	334	359	379	395	369	397	419	437
	LO PR	103	110	120	128	109	116	127	135	114	121	132	141	119	127	139	148	125	133	145	155	129	138	150	160
	MBh	17.9	18.2	19.5	20.8	17.4	17.8	19.0	20.3	17.0	17.4	18.6	19.9	16.6	17.0	18.1	19.4	15.8	16.1	17.2	18.4	14.6	14.9	16.0	17.1
	ST	0.89	0.83	0.68	0.51	0.92	0.86	0.70	0.53	0.94	0.89	0.72	0.54	1.00	0.91	0.74	0.56	1.00	0.95	0.77	0.58	1.00	0.96	0.78	0.58
	Delta T	24	23	20	16	24	23	20	16	24	23	20	16	25	23	20	16	24	23	20	16	22	22	19	15
	KW	1.08	1.10	1.14	1.18	1.17	1.19	1.23	1.27	1.24	1.27	1.31	1.36	1.31	1.34	1.38	1.43	1.36	1.39	1.44	1.49	1.41	1.44	1.49	1.55
	AMPS	4.3	4.4	4.5	4.7	4.6	4.7	4.9	5.1	5.0	5.1	5.3	5.5	5.4	5.5	5.6	5.9	5.7	5.8	6.0	6.2	6.0	6.1	6.3	6.6
	HIPR	206	222	234	244	231	249	263	274	263	283	299	312	300	322	340	355	337	363	383	399	372	401	423	441
LO PR	104	111	121	129	110	117	128	137	115	122	133	142	121	128	140	149	126	134	147	156	131	139	152	162	

47.3	MBh	16.3	16.6	17.4	18.5	15.9	16.2	17.0	18.1	15.5	15.8	16.6	17.7	15.1	15.4	16.2	17.2	14.4	14.7	15.4	16.4	13.3	13.6	14.2	15.2
	ST	0.86	0.83	0.75	0.61	0.89	0.86	0.77	0.63	0.91	0.88	0.79	0.64	0.94	0.91	0.82	0.66	0.98	0.94	0.85	0.69	0.98	0.95	0.86	0.70
	Delta T	27	27	25	22	27	27	26	22	28	27	26	22	28	27	26	22	27	27	26	22	26	25	24	21
	KW	1.05	1.08	1.11	1.15	1.14	1.16	1.20	1.24	1.21	1.24	1.28	1.32	1.27	1.30	1.35	1.39	1.33	1.36	1.40	1.45	1.38	1.41	1.46	1.51
	AMPS	4.2	4.3	4.4	4.6	4.5	4.6	4.8	4.9	4.9	5.0	5.2	5.3	5.2	5.3	5.5	5.7	5.5	5.7	5.8	6.1	5.8	6.0	6.2	6.4
	HIPR	200	215	227	237	224	241	255	266	255	275	290	302	291	313	330	344	327	352	371	387	361	389	410	428
	LO PR	101	108	118	125	107	114	124	132	111	118	129	138	117	124	136	145	123	130	142	152	127	135	147	157
	MBh	17.6	18.0	18.8	20.1	17.2	17.6	18.4	19.6	16.8	17.1	17.9	19.1	16.4	16.7	17.5	18.7	15.6	15.9	16.6	17.7	14.4	14.7	15.4	16.4
	ST	0.89	0.86	0.77	0.63	0.92	0.89	0.80	0.65	0.94	0.91	0.82	0.67	0.98	0.94	0.85	0.69	1.00	0.98	0.88	0.72	1.00	0.98	0.89	0.72
	Delta T	27	26	25	21	27	27	25	22	27	27	25	22	27	27	25	22	27	26	25	22	25	25	23	20
54.0	KW	1.08	1.10	1.14	1.18	1.17	1.19	1.23	1.27	1.24	1.27	1.31	1.36	1.31	1.34	1.38	1.43	1.36	1.39	1.44	1.49	1.41	1.44	1.49	1.55
	AMPS	4.3	4.4	4.5	4.7	4.6	4.7	4.9	5.1	5.0	5.1	5.3	5.5	5.4	5.5	5.6	5.9	5.7	5.8	6.0	6.2	6.0	6.1	6.3	6.6
	HIPR	206	222	234	244	231	249	263	274	263	283	299	312	300	322	340	355	337	363	383	399	372	401	423	441
	LO PR	104	111	121	129	110	117	128	137	115	122	133	142	121	128	140	149	126	134	147	156	131	139	152	162
	MBh	18.2	18.5	19.4	20.7	17.7	18.1	18.9	20.2	17.3	17.7	18.5	19.7	16.9	17.2	18.0	19.2	16.1	16.4	17.1	18.3	14.9	15.2	15.9	16.9
	ST	0.93	0.90	0.81	0.66	0.97	0.93	0.84	0.68	0.99	0.96	0.86	0.70	1.00	0.99	0.89	0.72	1.00	1.00	0.92	0.75	1.00	1.00	0.93	0.76
	Delta T	25.62	25	24	21	26	26	24	21	26	26	24	21	26	26	24	21	24	24	25	24	23	23	22	19
	KW	1.09	1.11	1.15	1.19	1.18	1.20	1.24	1.28	1.25	1.28	1.32	1.37	1.32	1.35	1.39	1.44	1.38	1.41	1.45	1.50	1.42	1.46	1.51	1.56
	AMPS	4.4	4.4	4.6	4.7	4.7	4.8	4.9	5.1	5.1	5.2	5.3	5.5	5.4	5.5	5.7	5.9	5.7	5.9	6.1	6.3	6.1	6.2	6.4	6.6
	HIPR	208	224	237	247	234	251	265	277	266	286	302	315	303	326	344	359	340	366	387	403	376	405	427	446
LO PR	106	112	123	131	112	119	130	138	116	123	135	143	122	130	141	151	128	136	148	158	132	140	153	163	

* Entering Indoor Dry Bulb Temperature

NOTE: Shaded area is AHRI Rating Conditions

High and low pressures are measured at the liquid and suction service valves.

KW=Total system power

AMPS=Outdoor unit amps (comp.+fan)

COOLING PERFORMANCE DATA

DSXC160241A*-HIGH STAGE

HIGH STAGE

EXPANDED PERFORMANCE DATA

COOLING OPERATION

MODEL: DSXC160241A* / CA*F3636*6** +TXV+MBVC1200**-1*

IDB* Airflow	Outdoor Ambient Temperature												75	85												95	105												115
	65				70				75					80				85				90					95				100				105				
	59	63	67	71	59	63	67	71	59	63	67	71		59	63	67	71	59	63	67	71	59	63	67	71		59	63	67	71	59	63	67	71					
70	MBh	21.1	21.8	23.9	-	20.6	21.3	23.4	-	20.1	20.8	22.8	-	19.6	20.3	22.3	-	18.6	19.3	21.1	-	17.3	17.9	19.6	-	16.5	17.2	19.0	-	15.2	15.9	17.7	-	14.0	14.7	16.5	-		
	ST	0.65	0.54	0.37	-	0.67	0.56	0.39	-	0.69	0.57	0.40	-	0.71	0.59	0.41	-	0.74	0.61	0.43	-	0.74	0.61	0.43	-	0.74	0.61	0.43	-	0.74	0.61	0.43	-	0.74	0.61	0.43	-		
	Delta T	18	16	12	-	19	16	12	-	19	16	12	-	19	16	12	-	18	16	12	-	18	16	12	-	17	15	11	-	17	15	11	-	17	15	11	-		
	KW	1.37	1.41	1.45	-	1.49	1.52	1.57	-	1.58	1.62	1.68	-	1.67	1.71	1.77	-	1.75	1.79	1.85	-	1.81	1.85	1.92	-	1.86	1.90	1.96	-	1.91	1.95	2.01	-	1.96	2.00	2.06	-		
	AMPS	5.3	5.4	5.6	-	5.7	5.9	6.0	-	6.2	6.4	6.6	-	6.6	6.8	7.0	-	7.1	7.2	7.5	-	7.5	7.7	7.9	-	7.9	8.1	8.3	-	8.3	8.5	8.7	-	8.7	8.9	9.1	-		
	HIPR	203	218	230	-	227	245	258	-	259	278	294	-	294	317	335	-	331	356	376	-	366	394	416	-	394	416	438	-	416	438	460	-	438	460	482	-		
	LO PR	97	103	113	-	103	109	119	-	107	114	124	-	112	119	130	-	118	125	136	-	122	129	141	-	129	136	143	-	136	143	150	-	143	150	157	-		
	MBh	22.8	23.7	25.9	-	22.3	23.1	25.3	-	21.8	22.6	24.7	-	21.2	22.0	24.1	-	20.2	20.9	22.9	-	18.7	19.4	21.2	-	17.3	17.9	19.6	-	16.0	16.6	18.3	-	14.7	15.3	17.0	-		
	ST	0.67	0.56	0.39	-	0.69	0.58	0.40	-	0.71	0.60	0.41	-	0.74	0.61	0.43	-	0.76	0.64	0.44	-	0.77	0.64	0.45	-	0.77	0.64	0.45	-	0.77	0.64	0.45	-	0.77	0.64	0.45	-		
	Delta T	18	16	12	-	18	16	12	-	18	16	12	-	18	16	12	-	18	16	12	-	18	16	12	-	17	15	11	-	17	15	11	-	17	15	11	-		
75	MBh	14.1	14.4	14.9	-	1.53	1.56	1.61	-	1.63	1.66	1.72	-	1.72	1.76	1.82	-	1.79	1.84	1.90	-	1.86	1.90	1.97	-	1.91	1.95	2.01	-	1.96	2.00	2.06	-	2.01	2.05	2.11	-		
	ST	0.70	0.59	0.41	-	0.73	0.61	0.42	-	0.75	0.62	0.43	-	0.77	0.64	0.45	-	0.80	0.67	0.46	-	0.81	0.67	0.47	-	0.81	0.67	0.47	-	0.81	0.67	0.47	-	0.81	0.67	0.47	-		
	Delta T	17	15	11	-	18	15	12	-	18	15	12	-	18	15	12	-	17	15	11	-	17	15	11	-	16	14	11	-	16	14	11	-	16	14	11	-		
	KW	1.42	1.45	1.50	-	1.54	1.57	1.63	-	1.64	1.68	1.74	-	1.73	1.77	1.83	-	1.81	1.85	1.92	-	1.88	1.92	1.99	-	1.93	1.97	2.04	-	1.98	2.02	2.09	-	2.03	2.07	2.14	-		
	AMPS	5.5	5.6	5.8	-	5.9	6.1	6.3	-	6.4	6.6	6.8	-	6.9	7.1	7.3	-	7.3	7.5	7.8	-	7.8	8.0	8.2	-	8.2	8.4	8.6	-	8.6	8.8	9.0	-	9.0	9.2	9.4	-		
	HIPR	211	227	240	-	237	255	269	-	269	290	306	-	307	330	348	-	345	371	392	-	381	410	433	-	410	433	456	-	433	456	479	-	456	479	502	-		
	LO PR	101	108	118	-	107	114	124	-	111	118	129	-	117	124	136	-	122	130	142	-	129	136	143	-	136	143	150	-	143	150	157	-	150	157	164	-		
	MBh	23.2	23.9	25.9	27.8	22.7	23.4	25.3	27.1	22.1	22.8	24.7	26.5	21.6	22.2	24.1	25.8	20.5	21.1	22.9	24.5	19.0	19.6	21.2	22.7	17.5	18.1	19.6	21.0	16.0	16.6	18.1	19.6						
	ST	0.76	0.68	0.52	0.33	0.79	0.71	0.53	0.34	0.81	0.72	0.55	0.35	0.84	0.75	0.57	0.36	0.87	0.78	0.59	0.38	0.88	0.78	0.59	0.38	0.88	0.78	0.59	0.38	0.88	0.78	0.59	0.38						
	Delta T	21	19	16	11	21	19	16	11	21	19	16	11	21	19	16	11	21	19	16	11	20	18	15	10	20	18	15	10	20	18	15	10						
70	MBh	14.2	14.5	15.0	15.5	1.54	1.57	1.63	1.68	1.64	1.68	1.74	1.80	1.73	1.77	1.83	1.89	1.81	1.85	1.92	1.98	1.88	1.92	1.99	2.06	1.93	1.97	2.04	2.10	1.98	2.02	2.09	2.15						
	ST	0.76	0.68	0.52	0.33	0.79	0.71	0.53	0.34	0.81	0.72	0.55	0.35	0.84	0.75	0.57	0.36	0.87	0.78	0.59	0.38	0.88	0.78	0.59	0.38	0.88	0.78	0.59	0.38	0.88	0.78	0.59	0.38						
	Delta T	21	19	16	11	21	19	16	11	21	19	16	11	21	19	16	11	21	19	16	11	20	18	15	10	20	18	15	10	20	18	15	10						
	KW	1.39	1.42	1.46	1.51	1.50	1.53	1.58	1.64	1.60	1.64	1.69	1.75	1.69	1.73	1.79	1.85	1.76	1.80	1.87	1.93	1.83	1.87	1.93	2.00	1.90	1.94	2.00	2.07	1.97	2.01	2.07	2.14						
	AMPS	5.3	5.5	5.6	5.9	5.8	5.9	6.1	6.3	6.3	6.4	6.6	6.9	6.7	6.9	7.1	7.4	7.1	7.3	7.5	7.8	7.6	7.7	7.8	8.0	7.6	7.7	7.8	8.0	7.6	7.7	7.8	8.0						
	HIPR	205	220	233	243	230	247	261	272	261	281	297	310	297	320	338	353	335	360	380	397	370	398	420	438	420	442	464	482	464	486	508	526						
	LO PR	98	104	114	121	104	110	121	128	108	115	125	133	113	121	132	140	119	126	138	147	123	131	143	152	143	151	163	172	163	171	183	192						
	MBh	23.2	23.9	25.9	27.8	22.7	23.4	25.3	27.1	22.1	22.8	24.7	26.5	21.6	22.2	24.1	25.8	20.5	21.1	22.9	24.5	19.0	19.6	21.2	22.7	17.5	18.1	19.6	21.0	16.0	16.6	18.1	19.6						
	ST	0.76	0.68	0.52	0.33	0.79	0.71	0.53	0.34	0.81	0.72	0.55	0.35	0.84	0.75	0.57	0.36	0.87	0.78	0.59	0.38	0.88	0.78	0.59	0.38	0.88	0.78	0.59	0.38	0.88	0.78	0.59	0.38						
	Delta T	21	19	16	11	21	19	16	11	21	19	16	11	21	19	16	11	21	19	16	11	20	18	15	10	20	18	15	10	20	18	15	10						
75	MBh	14.2	14.5	15.0	15.5	1.54	1.57	1.63	1.68	1.64	1.68	1.74	1.80	1.73	1.77	1.83	1.89	1.81	1.85	1.92	1.98	1.88	1.92	1.99	2.06	1.93	1.97	2.04	2.10	1.98	2.02	2.09	2.15						
	ST	0.76	0.68	0.52	0.33	0.79	0.71	0.53	0.34	0.81	0.72	0.55	0.35	0.84	0.75	0.57	0.36	0.87	0.78	0.59	0.38	0.88	0.78	0.59	0.38	0.88	0.78	0.59	0.38	0.88	0.78	0.59	0.38						
	Delta T	21	19	16	11	21	19	16	11	21	19	16	11	21	19	16	11	21	19	16	11	20	18	15	10	20	18	15	10	20	18	15	10						
	KW	1.39	1.42	1.46	1.51	1.50	1.53	1.58	1.64	1.60	1.64	1.69	1.75	1.69	1.73	1.79	1.85	1.76	1.80	1.87	1.93	1.83	1.87	1.93	2.00	1.90	1.94	2.00	2.07	1.97	2.01	2.07	2.14						
	AMPS	5.3	5.5	5.6	5.9	5.8	5.9	6.1	6.3	6.3	6.4	6.6	6.9	6.7	6.9	7.1	7.4	7.1	7.3	7.5	7.8	7.6	7.7	7.8	8.0	7.6	7.7	7.8	8.0	7.6	7.7	7.8	8.0						
	HIPR	205	220	233	243	230	247	261	272	261	281	297	310	297	320	338	353	335	360	380	397	370	398	420	438	420	442	464	482	464	486	508	526						
	LO PR	98	104	114	121	104	110	121	128	108	115	125	133	113	121	132	140	119	126	138	147	123	131	143	152	143	151	163	172	163	171	183	192						
	MBh	23.2	23.9	25.9	27.8	22.7	23.4	25.3	27.1	22.1	22.8	24.7	26.5	21.6	22.2	24.1	25.8	20.5	21.1	22.9	24.5	19.0	19.6	21.2	22.7	17.5	18.1	19.6	21.0	16.0	16.6	18.1	19.6						
	ST	0.76	0.68	0.52	0.33	0.79	0.71	0.53	0.34	0.81	0.72	0.55	0.35	0.84	0.75	0.57	0.36	0.87	0.78	0.59	0.38	0.88	0.78	0.59	0.38	0.88	0.78	0.59	0.38	0.88	0.78	0.59	0.38						
	Delta T	21	19	16	11	21	19	16	11	21	19	16	11	21	19	16	11	21	19	16	11	20	18	15	10	20	18												

COOLING PERFORMANCE DATA

DSXC160241A*-HIGH STAGE

EXPANDED PERFORMANCE DATA

COOLING OPERATION

MODEL: DSXC160241A* / CA*F3636*6**+TXV+MBVC1200***-1*

IDB* Airflow	Outdoor Ambient Temperature																																																
	65					75					85					95					105					115																							
	59	63	67	71	75	59	63	67	71	75	59	63	67	71	75	59	63	67	71	75	59	63	67	71	75	59	63	67	71	75																			
80	MBh	21.8	22.3	23.8	25.5	21.3	21.8	23.3	24.9	20.8	21.3	22.7	24.3	20.3	20.7	22.2	23.7	19.3	19.7	21.0	22.5	17.9	18.2	19.5	20.8	24.2	24.7	26.2	27.6	23.1	23.6	25.2	26.9	22.5	23.0	24.6	26.3	22.0	22.5	24.1	25.7	20.9	21.3	22.8	24.4	19.3	19.8	21.1	22.6
	ST	0.81	0.76	0.62	0.46	0.84	0.78	0.64	0.48	0.86	0.80	0.65	0.49	0.88	0.83	0.67	0.50	0.92	0.86	0.70	0.54	0.96	0.90	0.73	0.55	0.92	0.86	0.70	0.54	0.92	0.86	0.70	0.54	0.92	0.86	0.70	0.54	0.92	0.86	0.70	0.54	0.92	0.86	0.70	0.54	0.92	0.86	0.70	0.54
	Delta T	24	23	20	16	24	23	20	16	24	23	20	16	24	23	20	16	24	23	20	16	24	23	20	16	24	23	20	16	24	23	20	16	24	23	20	16	24	23	20	16	24	23	20	16	24	23	20	16
	KW	1.40	1.43	1.48	1.53	1.51	1.55	1.60	1.65	1.61	1.65	1.71	1.77	1.70	1.74	1.80	1.86	1.78	1.82	1.88	1.96	1.84	1.89	1.96	2.02	1.84	1.89	1.96	2.02	1.84	1.89	1.96	2.02	1.84	1.89	1.96	2.02	1.84	1.89	1.96	2.02	1.84	1.89	1.96	2.02	1.84	1.89	1.96	2.02
	AMPS	5.4	5.5	5.7	5.9	5.8	6.0	6.2	6.4	6.3	6.5	6.7	6.9	6.8	6.9	7.2	7.4	7.2	7.4	7.6	7.9	7.6	7.8	8.1	8.4	7.6	7.9	8.1	8.4	7.6	7.9	8.1	8.4	7.6	7.9	8.1	8.4	7.6	7.9	8.1	8.4	7.6	7.9	8.1	8.4	7.6	7.9	8.1	8.4
	HIPR	207	222	235	245	232	250	264	275	264	284	300	313	300	323	341	356	338	364	384	401	373	402	424	443	356	371	389	407	356	371	389	407	356	371	389	407	356	371	389	407	356	371	389	407	356	371	389	407
	LOPR	99	106	115	123	105	112	122	130	109	116	127	135	114	122	133	142	120	128	139	148	124	132	144	153	133	142	151	160	133	142	151	160	133	142	151	160	133	142	151	160	133	142	151	160	133	142	151	160
	MBh	23.6	24.1	25.8	27.6	23.1	23.6	25.2	26.9	22.5	23.0	24.6	26.3	22.0	22.5	24.1	25.7	20.9	21.3	22.8	24.4	19.3	19.8	21.1	22.6	24.2	24.7	26.2	27.6	23.1	23.6	25.2	26.9	22.5	23.0	24.6	26.3	22.0	22.5	24.1	25.7	20.9	21.3	22.8	24.4	19.3	19.8	21.1	22.6
	ST	0.84	0.78	0.64	0.48	0.87	0.81	0.66	0.49	0.89	0.83	0.68	0.51	0.92	0.86	0.70	0.54	0.96	0.90	0.73	0.55	1.00	0.94	0.77	0.57	0.92	0.86	0.70	0.54	0.92	0.86	0.70	0.54	0.92	0.86	0.70	0.54	0.92	0.86	0.70	0.54	0.92	0.86	0.70	0.54	0.92	0.86	0.70	0.54
	Delta T	23	22	19	16	24	23	20	16	24	23	20	16	24	23	20	16	24	23	20	16	24	23	20	16	24	23	20	16	24	23	20	16	24	23	20	16	24	23	20	16	24	23	20	16	24	23	20	16
KW	1.43	1.47	1.52	1.57	1.55	1.59	1.64	1.70	1.66	1.69	1.75	1.81	1.75	1.79	1.85	1.92	1.83	1.87	1.93	2.00	1.89	1.94	2.00	2.08	1.85	1.92	2.00	2.08	1.85	1.92	2.00	2.08	1.85	1.92	2.00	2.08	1.85	1.92	2.00	2.08	1.85	1.92	2.00	2.08	1.85	1.92	2.00	2.08	
AMPS	5.5	5.7	5.9	6.1	6.0	6.1	6.3	6.6	6.5	6.7	6.9	7.1	7.0	7.1	7.4	7.6	7.4	7.6	7.8	8.1	7.8	8.0	8.3	8.6	7.4	7.6	7.8	8.1	7.4	7.6	7.8	8.1	7.4	7.6	7.8	8.1	7.4	7.6	7.8	8.1	7.4	7.6	7.8	8.1	7.4	7.6	7.8	8.1	
HIPR	213	229	242	253	239	257	272	283	272	293	309	322	310	333	352	367	348	375	396	413	385	414	438	456	367	382	399	417	367	382	399	417	367	382	399	417	367	382	399	417	367	382	399	417	367	382	399	417	
LOPR	102	109	119	126	108	115	125	134	112	119	130	139	118	125	137	146	124	132	144	153	128	136	149	158	137	146	155	164	137	146	155	164	137	146	155	164	137	146	155	164	137	146	155	164	137	146	155	164	
MBh	24.3	24.9	26.6	28.4	23.8	24.3	26.0	27.7	23.2	23.7	25.3	27.1	22.6	23.1	24.7	26.4	21.5	22.0	23.5	25.1	19.9	20.4	21.8	23.3	24.7	25.3	26.9	28.5	24.2	24.8	26.4	28.0	23.7	24.3	25.9	27.5	23.2	23.8	25.4	27.0	22.7	23.3	24.9	26.5	22.2	22.8	24.4	26.0	
ST	0.88	0.82	0.67	0.50	0.91	0.85	0.69	0.52	0.93	0.87	0.71	0.53	0.96	0.90	0.73	0.55	1.00	0.94	0.76	0.57	1.00	0.94	0.77	0.57	0.96	0.90	0.73	0.55	0.96	0.90	0.73	0.55	0.96	0.90	0.73	0.55	0.96	0.90	0.73	0.55	0.96	0.90	0.73	0.55	0.96	0.90	0.73	0.55	
Delta T	22	21	19	15	23	22	19	15	23	22	19	15	23	22	19	15	23	22	19	15	23	22	19	14	23	22	19	15	23	22	19	15	23	22	19	15	23	22	19	15	23	22	19	15	23	22	19	15	
KW	1.45	1.48	1.53	1.58	1.57	1.60	1.66	1.71	1.67	1.71	1.77	1.83	1.76	1.80	1.87	1.93	1.84	1.88	1.95	2.02	1.91	1.95	2.02	2.09	1.87	1.93	2.00	2.07	1.87	1.93	2.00	2.07	1.87	1.93	2.00	2.07	1.87	1.93	2.00	2.07	1.87	1.93	2.00	2.07	1.87	1.93	2.00	2.07	
AMPS	5.6	5.7	5.9	6.1	6.0	6.2	6.4	6.6	6.6	6.7	6.9	7.2	7.0	7.2	7.4	7.7	7.5	7.7	7.9	8.2	7.9	8.1	8.4	8.7	7.4	7.6	7.8	8.1	7.4	7.6	7.8	8.1	7.4	7.6	7.8	8.1	7.4	7.6	7.8	8.1	7.4	7.6	7.8	8.1	7.4	7.6	7.8	8.1	
HIPR	215	232	245	255	242	260	274	286	275	296	312	326	313	337	356	371	352	379	400	417	389	418	442	461	371	386	401	416	371	386	401	416	371	386	401	416	371	386	401	416	371	386	401	416	371	386	401	416	
LOPR	103	110	120	128	109	116	127	135	113	121	132	140	119	127	138	147	125	133	145	154	129	137	150	160	138	147	156	165	138	147	156	165	138	147	156	165	138	147	156	165	138	147	156	165	138	147	156	165	
MBh	22.2	22.6	23.7	25.3	21.7	22.1	23.1	24.7	21.2	21.6	22.6	24.1	20.6	21.0	22.0	23.5	19.6	20.0	20.9	22.3	18.2	18.5	19.4	20.7	22.6	23.1	24.1	25.1	22.6	23.1	24.1	25.1	22.6	23.1	24.1	25.1	22.6	23.1	24.1	25.1	22.6	23.1	24.1	25.1	22.6	23.1	24.1	25.1	
ST	0.85	0.82	0.74	0.60	0.88	0.85	0.76	0.62	0.90	0.87	0.78	0.63	0.93	0.89	0.81	0.65	0.96	0.93	0.84	0.68	0.97	0.94	0.84	0.69	0.89	0.86	0.77	0.62	0.89	0.86	0.77	0.62	0.89	0.86	0.77	0.62	0.89	0.86	0.77	0.62	0.89	0.86	0.77	0.62	0.89	0.86	0.77	0.62	
Delta T	25	25	23	20	26	25	24	21	26	25	24	21	26	25	24	21	26	25	24	21	26	25	24	19	26	25	24	21	26	25	24	21	26	25	24	21	26	25	24	21	26	25	24	21	26	25	24	19	
KW	1.41	1.44	1.49	1.54	1.52	1.56	1.61	1.67	1.63	1.66	1.72	1.78	1.72	1.76	1.82	1.88	1.79	1.83	1.90	1.97	1.86	1.90	1.97	2.04	1.82	1.88	1.94	2.00	1.82	1.88	1.94	2.00	1.82	1.88	1.94	2.00	1.82	1.88	1.94	2.00	1.82	1.88	1.94	2.00	1.82	1.88	1.94	2.00	
AMPS	5.4	5.6	5.7	6.0	5.9	6.0	6.2	6.4	6.4	6.5	6.8	7.0	6.8	7.0	7.2	7.5	7.3	7.4	7.7	8.0	7.7	7.9	8.1	8.5	7.2	7.4	7.6	7.9	7.2	7.4	7.6	7.9	7.2	7.4	7.6	7.9	7.2	7.4	7.6	7.9	7.2	7.4	7.6	7.9	7.2	7.4	7.6	7.9	
HIPR	209	225	237	247	234	252	266	278	266	287	303	316	303	327	345	360	341	367	388	405	377	406	429	447	360	375	390	405	360	375	390	405	360	375	390	405	360	375	390	405	360	375	390	405	360	375	390	405	
LOPR	100	107	116	124	106	113	123	131	110	117	128	136	116	123	134	143	121	129	141	150	125	133	145	155	134	143	152	161	134	143	152	161	134	143	152	161	134	143	152	161	134	143	152	161	134	143	152	161	
MBh	24.0	24.5	25.7	27.4	23.5	23.9	25.1	26.8	22.9	23.4	24.5	26.1	22.4	22.																																			

COOLING PERFORMANCE DATA

DSXC160361A*-LOW STAGE

EXPANDED PERFORMANCE DATA

COOLING OPERATION

MODEL: DSXC160361A* / CA*F3743*6**+TXV+MBVC1600**-1*

IDB* Airflow	Outdoor Ambient Temperature																								
	65				75				85				95				105				115				
	59	63	67	71	59	63	67	71	59	63	67	71	59	63	67	71	59	63	67	71	59	63	67	71	
70	MBh	22.7	23.5	25.7	-	22.1	22.9	25.1	-	21.6	22.4	24.5	-	21.1	21.8	23.9	-	20.0	20.8	22.7	-	18.5	19.2	21.1	-
	ST	0.67	0.56	0.39	-	0.70	0.58	0.40	-	0.72	0.60	0.41	-	0.74	0.62	0.43	-	0.77	0.64	0.44	-	0.77	0.66	0.45	-
	Delta T	21	18	14	-	21	18	14	-	21	18	14	-	21	18	14	-	21	18	14	-	19	17	13	-
	KW	1.42	1.45	1.50	-	1.53	1.57	1.62	-	1.63	1.67	1.72	-	1.72	1.76	1.82	-	1.79	1.84	1.90	-	1.86	1.90	1.97	-
	AMPS	5.6	5.7	5.9	-	6.0	6.2	6.4	-	6.5	6.7	6.9	-	7.0	7.1	7.3	-	7.4	7.6	7.8	-	7.8	8.0	8.2	-
	HI PR	198	213	225	-	222	239	252	-	253	272	287	-	288	310	327	-	324	348	368	-	358	385	406	-
	LO PR	104	110	120	-	109	116	127	-	114	121	132	-	119	127	139	-	125	133	145	-	130	138	150	-
	MBh	24.5	25.4	27.9	-	24.0	24.8	27.2	-	23.4	24.3	26.6	-	22.8	23.7	25.9	-	21.7	22.5	24.6	-	20.1	20.8	22.8	-
	ST	0.70	0.58	0.40	-	0.72	0.61	0.42	-	0.74	0.62	0.43	-	0.77	0.64	0.44	-	0.80	0.66	0.46	-	0.80	0.67	0.46	-
	Delta T	20	18	13	-	20	18	13	-	21	18	14	-	21	18	14	-	20	18	13	-	19	16	12	-
780	KW	1.45	1.49	1.54	-	1.57	1.61	1.66	-	1.67	1.71	1.77	-	1.77	1.81	1.87	-	1.84	1.88	1.95	-	1.91	1.95	2.02	-
	AMPS	5.8	5.9	6.1	-	6.2	6.3	6.5	-	6.7	6.9	7.1	-	7.1	7.3	7.5	-	7.6	7.8	8.0	-	8.0	8.2	8.5	-
	HI PR	204	220	232	-	229	246	260	-	260	280	296	-	297	319	337	-	334	359	379	-	369	397	419	-
	LO PR	107	114	124	-	113	120	131	-	117	125	136	-	123	131	143	-	129	137	150	-	134	142	155	-
	MBh	25.3	26.2	28.7	-	24.7	25.6	28.0	-	24.1	25.0	27.4	-	23.5	24.4	26.7	-	22.3	23.2	25.4	-	20.7	21.5	23.5	-
	ST	0.73	0.61	0.42	-	0.76	0.63	0.44	-	0.78	0.65	0.45	-	0.80	0.67	0.47	-	0.83	0.70	0.48	-	0.84	0.70	0.49	-
	Delta T	19	17	13	-	20	17	13	-	20	17	13	-	20	17	13	-	20	17	13	-	18	16	12	-
	KW	1.47	1.50	1.55	-	1.58	1.62	1.67	-	1.69	1.73	1.79	-	1.78	1.82	1.88	-	1.86	1.90	1.97	-	1.93	1.97	2.04	-
	AMPS	5.8	5.9	6.1	-	6.3	6.4	6.6	-	6.8	6.9	7.1	-	7.2	7.4	7.6	-	7.6	7.8	8.1	-	8.1	8.3	8.5	-
	HI PR	206	222	234	-	231	249	263	-	263	283	299	-	300	322	340	-	337	363	383	-	372	401	423	-
LO PR	108	115	125	-	114	121	132	-	118	126	138	-	124	132	145	-	130	139	151	-	135	143	157	-	

IDB* Airflow	Outdoor Ambient Temperature																								
	65				75				85				95				105				115				
	59	63	67	71	59	63	67	71	59	63	67	71	59	63	67	71	59	63	67	71	59	63	67	71	
75	MBh	23.0	23.7	25.7	27.6	22.5	23.2	25.1	26.9	22.0	22.6	24.5	26.3	21.4	22.1	23.9	25.6	20.4	21.0	22.7	24.4	18.9	19.4	21.0	22.6
	ST	0.77	0.69	0.52	0.33	0.79	0.71	0.54	0.35	0.81	0.73	0.55	0.36	0.84	0.75	0.57	0.37	0.87	0.78	0.59	0.38	0.88	0.79	0.60	0.38
	Delta T	24	22	18	12	24	22	18	13	24	22	18	13	24	22	18	13	24	22	18	12	22	21	17	12
	KW	1.43	1.46	1.51	1.56	1.54	1.58	1.63	1.69	1.65	1.68	1.74	1.80	1.73	1.77	1.83	1.90	1.81	1.85	1.92	1.98	1.88	1.92	1.99	2.05
	AMPS	5.7	5.8	6.0	6.2	6.1	6.2	6.4	6.7	6.6	6.7	7.0	7.2	7.0	7.2	7.4	7.7	7.4	7.6	7.9	8.2	7.9	8.1	8.3	8.6
	HI PR	200	215	227	237	224	242	255	266	265	275	290	303	291	313	330	345	327	352	372	388	361	389	411	428
	LO PR	105	111	122	129	111	118	128	137	115	122	133	142	121	128	140	149	127	135	147	156	131	139	152	162
	MBh	25.0	25.7	27.8	29.9	24.4	25.1	27.2	29.2	23.8	24.5	26.5	28.5	23.2	23.9	25.9	27.8	22.1	22.7	24.6	26.4	20.4	21.0	22.8	24.4
	ST	0.79	0.71	0.54	0.35	0.82	0.74	0.56	0.36	0.84	0.76	0.57	0.37	0.87	0.78	0.59	0.38	0.90	0.81	0.61	0.39	0.91	0.82	0.62	0.40
	Delta T	23	22	18	12	24	22	18	12	24	22	18	12	24	22	18	12	24	22	18	12	22	20	17	11
780	KW	1.47	1.50	1.55	1.60	1.58	1.62	1.67	1.73	1.69	1.73	1.79	1.85	1.78	1.82	1.88	1.95	1.86	1.90	1.97	2.04	1.93	1.97	2.04	2.11
	AMPS	5.8	5.9	6.1	6.3	6.3	6.4	6.6	6.8	6.8	6.9	7.1	7.4	7.2	7.4	7.6	7.9	7.7	7.8	8.1	8.4	8.1	8.3	8.5	8.9
	HI PR	206	222	234	244	231	249	263	274	263	283	299	312	300	323	341	355	337	363	383	400	373	401	423	442
	LO PR	108	115	125	133	114	121	132	141	118	126	138	147	124	132	145	154	130	139	151	161	135	144	157	167
	MBh	25.7	26.5	28.7	30.8	25.1	25.9	28.0	30.0	24.5	25.2	27.3	29.3	23.9	24.6	26.7	28.6	22.7	23.4	25.3	27.2	21.0	21.7	23.5	25.2
	ST	0.83	0.75	0.56	0.36	0.86	0.77	0.58	0.38	0.89	0.79	0.60	0.39	0.91	0.82	0.62	0.40	0.95	0.85	0.64	0.41	0.96	0.86	0.65	0.42
	Delta T	22	21	17	12	23	21	17	12	23	21	17	12	23	21	17	12	23	21	17	12	21	19	16	11
	KW	1.48	1.51	1.56	1.61	1.60	1.63	1.69	1.75	1.70	1.74	1.80	1.86	1.80	1.84	1.90	1.97	1.87	1.92	1.98	2.05	1.94	1.99	2.06	2.13
	AMPS	5.9	6.0	6.2	6.4	6.3	6.5	6.7	6.9	6.8	7.0	7.2	7.5	7.3	7.4	7.7	8.0	7.7	7.9	8.2	8.5	8.2	8.4	8.6	8.9
	HI PR	208	224	237	247	234	251	266	277	266	286	302	315	303	326	344	359	341	366	387	404	376	405	428	446
LO PR	109	116	127	135	115	122	134	142	120	127	139	148	126	134	146	155	132	140	153	163	136	145	158	169	

* Entering Indoor Dry Bulb Temperature NOTE: Shaded area is ACCA(TVA) conditions

COOLING PERFORMANCE DATA

DSXC160361A*-LOW STAGE

LOW STAGE

EXPANDED PERFORMANCE DATA

COOLING OPERATION

MODEL: DSXC160361A* / CA°F3743*6**+TXV+MBVC1600**-1*

IDB* Airflow	Outdoor Ambient Temperature																													
	65					75					85					95					105					115				
	59	63	67	71	75	59	63	67	71	75	59	63	67	71	75	59	63	67	71	75	59	63	67	71	75	59	63	67	71	75
683	MBh	23.4	24.0	25.6	27.4	22.9	23.4	25.0	26.7	22.4	22.8	24.4	26.1	21.8	22.3	23.8	25.5	20.7	21.2	22.6	24.2	19.2	19.6	21.0	22.4					
	ST	0.84	0.79	0.64	0.48	0.87	0.82	0.67	0.50	0.89	0.84	0.68	0.51	0.92	0.86	0.70	0.53	0.96	0.90	0.73	0.55	0.97	0.91	0.74	0.55					
	Delta T	27	25	22	18	27	26	22	18	27	26	22	18	27	26	23	18	27	26	22	18	25	24	21	17					
	KW	1.44	1.47	1.52	1.57	1.56	1.59	1.65	1.70	1.66	1.70	1.75	1.81	1.75	1.79	1.85	1.91	1.83	1.87	1.93	2.00	1.89	1.94	2.00	2.07					
	AMPS	5.7	5.8	6.0	6.2	6.1	6.3	6.5	6.7	6.6	6.8	7.0	7.3	7.1	7.2	7.5	7.7	7.5	7.7	7.9	8.2	7.9	8.1	8.4	8.7					
780	HI PR	202	217	230	239	227	244	258	269	258	277	293	306	294	316	334	348	330	355	375	392	365	393	415	433					
	LO PR	106	112	123	131	112	119	130	138	116	123	135	144	122	130	142	151	128	136	148	158	132	141	154	163					
	MBh	25.4	26.0	27.7	29.6	24.8	25.4	27.1	29.0	24.2	24.8	26.4	28.3	23.6	24.1	25.8	27.6	22.5	22.9	24.5	26.2	20.8	21.3	22.7	24.3					
	ST	0.87	0.82	0.67	0.50	0.90	0.85	0.69	0.52	0.93	0.87	0.71	0.53	0.96	0.90	0.73	0.55	0.99	0.93	0.76	0.57	1.00	0.94	0.76	0.57					
	Delta T	26	25	22	17	26	25	22	18	26	25	22	18	27	26	22	18	26	25	22	17	25	24	20	16					
878	KW	1.48	1.51	1.56	1.61	1.60	1.63	1.69	1.75	1.70	1.74	1.80	1.86	1.80	1.84	1.90	1.97	1.87	1.92	1.98	2.05	1.94	1.99	2.06	2.13					
	AMPS	5.9	6.0	6.2	6.4	6.3	6.5	6.7	6.9	6.8	7.0	7.2	7.5	7.3	7.4	7.7	8.0	7.7	7.9	8.2	8.5	8.2	8.4	8.6	8.9					
	HI PR	208	224	237	247	234	251	266	277	266	286	302	315	303	326	344	359	341	366	387	404	376	405	428	446					
	LO PR	109	116	127	135	115	123	134	142	120	127	139	148	126	134	146	155	132	140	153	163	136	145	158	169					
	MBh	26.2	26.7	28.6	30.5	25.6	26.1	27.9	29.8	25.0	25.5	27.2	29.1	24.3	24.9	26.6	28.4	23.1	23.6	25.2	27.0	21.4	21.9	23.4	25.0					
878	ST	0.91	0.86	0.70	0.52	0.95	0.89	0.72	0.54	1.00	0.91	0.74	0.55	1.00	0.94	0.77	0.57	1.00	1.00	0.79	0.59	1.00	1.00	0.80	0.60					
	Delta T	25	24	21	17	25	24	21	17	26	24	21	17	26	25	21	17	24	25	21	17	22	23	20	16					
	KW	1.49	1.52	1.57	1.63	1.61	1.65	1.70	1.76	1.72	1.76	1.82	1.88	1.81	1.85	1.92	1.98	1.89	1.93	2.00	2.07	1.96	2.01	2.07	2.15					
	AMPS	5.9	6.0	6.2	6.4	6.4	6.5	6.7	7.0	6.9	7.0	7.3	7.5	7.3	7.5	7.7	8.0	7.8	8.0	8.2	8.5	8.2	8.4	8.7	9.0					
	HI PR	210	226	239	249	236	254	268	280	268	289	305	318	306	329	347	362	344	370	391	408	380	409	432	450					
683	LO PR	110	117	128	136	116	124	135	144	121	129	140	150	127	135	147	157	133	142	155	165	138	146	160	170					
	MBh	23.9	24.3	25.5	27.2	23.3	23.8	24.9	26.5	22.7	23.2	24.3	25.9	22.2	22.6	23.7	25.3	21.1	21.5	22.5	24.0	19.5	19.9	20.9	22.2					
	ST	0.88	0.85	0.77	0.62	0.91	0.88	0.80	0.65	0.94	0.90	0.82	0.66	0.97	0.93	0.84	0.68	1.00	0.97	0.87	0.71	1.00	0.98	0.88	0.71					
	Delta T	28	28	26	23	29	28	27	23	29	28	27	23	29	28	27	23	28	28	26	23	26	26	25	21					
	KW	1.45	1.49	1.54	1.59	1.57	1.61	1.66	1.72	1.67	1.71	1.77	1.83	1.76	1.81	1.87	1.93	1.84	1.88	1.95	2.02	1.91	1.95	2.02	2.09					
780	AMPS	5.8	5.9	6.1	6.3	6.2	6.3	6.5	6.8	6.7	6.9	7.1	7.3	7.1	7.3	7.5	7.8	7.6	7.8	8.0	8.3	8.0	8.2	8.5	8.8					
	HI PR	204	220	232	242	229	246	260	271	260	280	296	309	297	319	337	352	334	359	379	395	369	397	419	437					
	LO PR	107	114	124	132	113	120	131	140	117	125	136	145	123	131	143	152	129	137	150	160	133	142	155	165					
	MBh	25.8	26.3	27.6	29.4	25.2	25.7	27.0	28.8	24.6	25.1	26.3	28.1	24.0	24.5	25.7	27.4	22.8	23.3	24.4	26.0	21.2	21.6	22.6	24.1					
	ST	0.91	0.88	0.80	0.65	0.95	0.91	0.82	0.67	0.97	0.94	0.85	0.69	1.00	0.97	0.87	0.71	1.00	1.00	0.91	0.74	1.00	1.00	0.91	0.74					
878	Delta T	28	27	26	22	28	28	26	23	28	28	26	23	28	28	26	23	27	27	26	23	25	25	24	21					
	KW	1.49	1.52	1.57	1.63	1.61	1.65	1.70	1.76	1.72	1.76	1.82	1.88	1.81	1.85	1.92	1.98	1.89	1.93	2.00	2.07	1.96	2.01	2.07	2.15					
	AMPS	5.9	6.0	6.2	6.4	6.4	6.5	6.7	7.0	6.9	7.0	7.3	7.5	7.3	7.5	7.7	8.0	7.8	8.0	8.2	8.5	8.2	8.4	8.7	9.0					
	HI PR	210	226	239	249	236	254	268	280	268	289	305	318	306	329	347	362	344	370	391	408	380	409	432	450					
	LO PR	110	117	128	136	116	124	135	144	121	129	140	150	127	135	147	157	133	142	155	165	138	146	160	170					
878	MBh	26.6	27.1	28.4	30.3	26.0	26.5	27.8	29.6	25.4	25.9	27.1	28.9	24.8	25.2	26.4	28.2	23.5	24.0	25.1	26.8	21.8	22.2	23.3	24.8					
	ST	0.96	0.92	0.83	0.68	0.99	0.96	0.86	0.70	1.00	0.98	0.89	0.72	1.00	1.00	0.92	0.74	1.00	1.00	0.96	0.77	1.00	1.00	0.96	0.78					
	Delta T	26.73	26	25	22	27	27	25	22	27	27	25	22	26	26	25	22	25	25	25	22	23	23	23	20					
	KW	1.50	1.54	1.59	1.64	1.63	1.66	1.72	1.78	1.73	1.77	1.83	1.90	1.83	1.87	1.93	2.00	1.91	1.95	2.02	2.09	1.98	2.02	2.09	2.17					
	AMPS	6.0	6.1	6.3	6.5	6.4	6.6	6.8	7.0	6.9	7.1	7.3	7.6	7.4	7.6	7.8	8.1	7.9	8.0	8.3	8.6	8.3	8.5	8.8	9.1					
878	HI PR	212	229	241	252	238	257	271	283	271	292	308	321	309	332	351	366	347	374	395	412	384	413	436	455					
	LO PR	111	118	129	138	117	125	136	145	122	130	142	151	128	136	149	159	134	143	156	166	139	148	161	172					

NOTE: Shaded area is AHRI Rating Conditions

Entering Indoor Dry Bulb Temperature

COOLING PERFORMANCE DATA

DSXC160361A*-HIGH STAGE

EXPANDED PERFORMANCE DATA

HIGH STAGE

MODEL: DSXC160361A* / CA*F3743*6**+TXV+MBVC1600**-*1*

IDB		Outdoor Ambient Temperature																																																																																																																																																																														
		65						75						85						95						105						115																																																																																																																																																
		59	63	67	71	75	79	59	63	67	71	75	79	59	63	67	71	75	79	59	63	67	71	75	79	59	63	67	71	75	79																																																																																																																																																	
1006		MEh	30.7	31.9	34.9	-	30.0	31.1	34.1	-	29.3	30.4	33.3	-	28.6	29.6	32.5	-	27.2	28.2	30.8	-	25.2	26.1	28.6	-	S/T	0.67	0.56	0.39	-	0.70	0.58	0.40	-	0.72	0.60	0.41	-	0.74	0.62	0.43	-	0.77	0.64	0.44	-	0.77	0.65	0.45	-	Delta T	19	16	12	-	19	17	13	-	19	17	13	-	19	17	13	-	19	16	12	-	18	15	12	-	KW	2.09	2.14	2.21	-	2.26	2.31	2.38	-	2.40	2.46	2.54	-	2.53	2.59	2.68	-	2.64	2.71	2.80	-	2.74	2.80	2.90	-	AMPS	8.4	8.6	8.8	-	9.0	9.3	9.6	-	9.8	10.1	10.4	-	10.5	10.8	11.2	-	11.2	11.5	11.9	-	11.9	12.2	12.6	-	H PR	216	232	245	-	242	261	275	-	275	296	313	-	314	338	356	-	353	380	401	-	390	420	443	-	LOPR	101	107	117	-	106	113	124	-	111	118	129	-	116	124	135	-	122	130	141	-	126	134	146	-
1150		MEh	33.3	34.5	37.8	-	32.5	33.7	36.9	-	31.7	32.9	36.1	-	31.0	32.1	35.2	-	29.4	30.5	33.4	-	27.3	28.3	31.0	-	S/T	0.70	0.58	0.40	-	0.72	0.61	0.42	-	0.74	0.62	0.43	-	0.77	0.64	0.44	-	0.80	0.66	0.46	-	0.80	0.67	0.46	-	Delta T	19	16	12	-	19	16	12	-	19	16	12	-	19	16	12	-	19	16	12	-	17	15	11	-	KW	2.14	2.19	2.26	-	2.32	2.37	2.45	-	2.47	2.52	2.61	-	2.60	2.66	2.75	-	2.72	2.78	2.87	-	2.81	2.88	2.98	-	AMPS	8.6	8.8	9.1	-	9.3	9.5	9.9	-	10.1	10.4	10.7	-	10.8	11.1	11.5	-	11.5	11.8	12.2	-	12.2	12.5	13.0	-	H PR	222	239	253	-	250	269	284	-	284	306	323	-	323	348	368	-	364	392	413	-	402	433	457	-	LOPR	104	111	121	-	110	117	127	-	114	121	132	-	120	127	139	-	126	134	146	-	130	138	151	-
1294		MEh	34.3	35.5	38.9	-	33.5	34.7	38.0	-	32.7	33.9	37.1	-	31.9	33.1	36.2	-	30.3	31.4	34.4	-	28.1	29.1	31.9	-	S/T	0.73	0.61	0.42	-	0.76	0.63	0.44	-	0.78	0.65	0.45	-	0.80	0.67	0.47	-	0.83	0.70	0.48	-	0.84	0.70	0.49	-	Delta T	18	15	12	-	18	16	12	-	18	16	12	-	18	16	12	-	18	16	12	-	17	15	11	-	KW	2.16	2.21	2.28	-	2.34	2.39	2.47	-	2.49	2.54	2.63	-	2.62	2.68	2.78	-	2.74	2.80	2.90	-	2.84	2.90	3.00	-	AMPS	8.7	8.9	9.2	-	9.4	9.6	9.9	-	10.2	10.5	10.8	-	10.9	11.2	11.6	-	11.7	11.9	12.3	-	12.4	12.7	13.1	-	H PR	225	242	255	-	252	271	287	-	287	309	326	-	327	352	371	-	367	395	418	-	406	437	461	-	LOPR	105	112	122	-	111	118	129	-	115	123	134	-	121	129	141	-	127	135	147	-	131	140	152	-

IDB		Outdoor Ambient Temperature																																																																																																																																																																																					
		65						75						85						95						105						115																																																																																																																																																							
		59	63	67	71	75	79	59	63	67	71	75	79	59	63	67	71	75	79	59	63	67	71	75	79	59	63	67	71	75	79																																																																																																																																																								
1006		MEh	31.3	32.2	34.8	37.4	30.5	31.4	34.0	36.5	29.8	30.7	33.2	35.6	29.1	29.9	32.4	34.8	27.6	28.4	30.8	33.0	25.6	26.3	28.5	30.6	S/T	0.77	0.69	0.52	0.33	0.79	0.71	0.54	0.35	0.81	0.73	0.55	0.35	0.84	0.75	0.57	0.37	0.87	0.78	0.59	0.38	0.88	0.79	0.60	0.38	Delta T	22	20	17	11	22	20	17	12	22	20	17	12	22	21	17	12	22	20	17	12	22	20	17	11	21	19	16	11	KW	2.11	2.15	2.23	2.30	2.28	2.33	2.40	2.49	2.43	2.48	2.56	2.65	2.56	2.56	2.61	2.70	2.80	2.67	2.73	2.82	2.92	2.76	2.83	2.93	3.03	AMPS	8.4	8.6	8.9	9.3	9.1	9.4	9.7	10.0	9.9	10.2	10.5	10.9	10.6	10.9	11.3	11.7	12.1	11.3	11.6	12.0	12.5	12.0	12.3	12.7	13.2	H PR	218	235	248	258	245	263	278	290	278	299	316	330	317	341	360	376	376	357	384	405	423	394	424	448	467	LOPR	102	108	118	126	108	114	125	133	112	119	130	138	117	125	136	145	123	131	143	152	127	135	148	157
1150		MEh	33.9	34.9	37.7	40.5	33.1	34.1	36.9	39.6	32.3	33.2	36.0	38.6	31.5	32.4	35.1	37.7	29.9	30.8	33.3	35.8	27.7	28.5	30.9	33.2	S/T	0.79	0.71	0.54	0.35	0.82	0.74	0.56	0.36	0.84	0.76	0.57	0.37	0.87	0.78	0.59	0.38	0.90	0.81	0.61	0.39	0.91	0.82	0.62	0.40	Delta T	22	20	16	11	22	20	16	11	22	20	16	11	22	20	16	11	22	20	16	11	22	20	16	11	20	19	15	11	KW	2.16	2.21	2.28	2.36	2.34	2.39	2.47	2.55	2.49	2.55	2.63	2.72	2.62	2.68	2.78	2.87	2.74	2.80	2.90	3.00	2.84	2.90	3.00	3.11	AMPS	8.7	8.9	9.2	9.5	9.4	9.6	9.9	10.3	10.2	10.5	10.8	11.2	10.9	11.2	11.6	12.0	11.7	11.9	12.4	12.8	12.4	12.7	13.1	13.6	H PR	225	242	255	266	252	271	287	299	287	309	326	340	327	352	371	387	368	388	408	428	406	427	447	461	481	LOPR	105	112	122	130	111	118	129	137	115	123	134	143	121	129	141	150	127	135	147	157	131	140	152	162		
1294		MEh	34.9	35.9	38.9	41.7	34.1	35.1	38.0	40.7	33.3	34.2	37.1	39.8	32.4	33.4	36.2	38.8	30.8	31.7	34.4	36.9	28.6	29.4	31.8	34.2	S/T	0.83	0.75	0.56	0.36	0.86	0.77	0.58	0.38	0.89	0.79	0.60	0.39	0.91	0.82	0.62	0.40	0.95	0.85	0.64	0.41	0.96	0.86	0.65	0.42	Delta T	21	19	16	11	21	19	16	11	21	19	16	11	21	19	16	11	21	19	16	11	21	19	16	11	19	18	15	10	KW	2.18	2.23	2.30	2.38	2.36	2.41	2.49	2.57	2.51	2.57	2.65	2.75	2.65	2.71	2.80	2.90	2.76	2.83	2.92	3.03	2.86	2.93	3.03	3.14	AMPS	8.8	9.0	9.3	9.6	9.5	9.7	10.0	10.4	10.3	10.6	10.9	11.3	11.0	11.3	11.7	12.1	11.8	12.1	12.5	13.0	12.5	12.8	13.2	13.7	H PR	227	244	258	269	255	274	289	302	290	312	329	343	330	355	375	391	371	399	422	440	410	441	466	486	LOPR	106	113	123	131	112	119	130	139	116	124	135	144	122	130	142	151	128	136	149	158	133	141	154	164			

* Entering Indoor Dry Bulb Temperature

High and low pressures are measured at the liquid and suction service valves.

NOTE: Shaded area is AHRI Rating Conditions

KW= Total system power

AMPS=outdoor unit amps (comp.+fan)

COOLING PERFORMANCE DATA

DSXC160361A*-HIGH STAGE

HIGH STAGE EXPANDED PERFORMANCE DATA COOLING OPERATION

MODEL: DSXC160361A* / CA*F3743*6** + TXV+MBVC1600**-1*

IDB* Airflow		Outdoor Ambient Temperature																													
		65					75					85					95					105					115				
		59	63	67	71	75	59	63	67	71	75	59	63	67	71	75	59	63	67	71	75	59	63	67	71	75	59	63	67	71	75
1006	MBh	31.8	32.5	34.7	37.1	31.1	31.7	33.9	36.3	30.3	31.0	33.1	35.4	29.6	30.2	32.3	34.5	28.1	28.7	30.7	32.8	26.0	26.6	28.4	30.4						
	S/T	0.84	0.79	0.64	0.48	0.87	0.82	0.67	0.50	0.89	0.84	0.68	0.51	0.92	0.86	0.70	0.53	0.96	0.90	0.73	0.55	0.97	0.91	0.74	0.55						
	Delta T	24	23	20	16	25	24	21	16	25	24	21	16	25	24	21	17	25	24	20	16	23	22	19	15						
	KW	2.13	2.17	2.24	2.32	2.30	2.36	2.43	2.51	2.45	2.50	2.59	2.67	2.58	2.64	2.73	2.82	2.69	2.75	2.85	2.95	2.79	2.85	2.95	3.05						
	AMPS	8.5	8.7	9.0	9.4	9.2	9.4	9.8	10.1	10.0	10.3	10.6	11.0	10.7	11.0	11.4	11.8	11.4	11.7	12.1	12.6	12.1	12.4	12.9	13.4						
	H PR	220	237	250	261	247	266	281	293	281	302	319	333	320	344	364	379	360	388	409	427	398	428	462	472						
	LOPR	103	109	119	127	109	116	126	134	113	120	131	140	119	126	138	147	124	132	144	154	129	137	149	159						
	MBh	34.5	35.2	37.6	40.2	33.7	34.4	36.8	39.3	32.9	33.6	35.9	38.4	32.1	32.8	35.0	37.4	30.5	31.1	33.3	35.5	28.2	28.8	30.8	32.9						
	S/T	0.87	0.82	0.67	0.50	0.90	0.85	0.69	0.52	0.93	0.87	0.71	0.53	0.96	0.90	0.73	0.56	0.99	0.93	0.76	0.57	1.00	0.94	0.76	0.57						
	Delta T	24	23	20	16	24	23	20	16	24	23	20	16	25	23	20	16	24	23	20	16	23	22	19	15						
1150	KW	2.18	2.23	2.30	2.38	2.36	2.41	2.49	2.57	2.51	2.57	2.65	2.75	2.65	2.71	2.80	2.90	2.76	2.83	2.92	3.03	2.86	2.93	3.03	3.14						
	AMPS	8.8	9.0	9.3	9.6	9.5	9.7	10.0	10.4	10.3	10.6	10.9	11.3	11.0	11.3	11.7	12.2	11.8	12.1	12.5	13.0	12.5	12.8	13.2	13.7						
	H PR	227	244	258	269	255	274	290	302	290	312	329	343	330	355	375	391	371	400	422	440	410	441	466	486						
	LOPR	106	113	123	131	112	119	130	139	116	124	135	144	122	130	142	151	128	136	149	158	133	141	154	164						
	MBh	35.5	36.3	38.8	41.4	34.7	35.4	37.9	40.5	33.8	34.6	37.0	39.5	33.0	33.7	36.1	38.5	31.4	32.1	34.2	36.6	29.1	29.7	31.7	33.9						
	S/T	0.91	0.86	0.70	0.52	0.95	0.89	0.72	0.54	1.00	0.91	0.74	0.55	1.00	0.94	0.77	0.57	1.00	1.00	0.79	0.59	1.00	1.00	0.80	0.60						
	Delta T	23	22	19	15	23	22	19	16	24	22	19	16	23	23	20	16	22	23	19	15	21	21	18	14						
	KW	2.20	2.25	2.32	2.40	2.38	2.43	2.51	2.60	2.53	2.59	2.68	2.77	2.67	2.73	2.82	2.92	2.79	2.85	2.95	3.05	2.89	2.96	3.06	3.16						
	AMPS	8.8	9.1	9.4	9.7	9.6	9.8	10.1	10.5	10.4	10.7	11.0	11.5	11.1	11.4	11.8	12.3	11.9	12.2	12.6	13.1	12.6	12.9	13.4	13.9						
	H PR	229	247	261	272	257	277	292	305	293	315	333	347	333	359	379	395	375	404	426	444	414	446	471	491						
LOPR	107	114	124	132	113	120	131	140	118	125	137	145	123	131	143	153	129	138	150	160	134	142	155	166							
1294	MBh	32.4	33.0	34.6	36.9	31.6	32.2	33.8	36.0	30.9	31.5	32.9	35.1	30.1	30.7	32.1	34.3	28.6	29.2	30.5	32.6	26.5	27.0	28.3	30.2						
	S/T	0.88	0.85	0.77	0.62	0.91	0.88	0.80	0.65	0.94	0.90	0.82	0.66	0.97	0.93	0.84	0.68	1.00	0.97	0.87	0.71	1.00	0.98	0.88	0.71						
	Delta T	26	26	24	21	26	26	25	21	26	26	25	21	27	26	25	21	26	26	24	21	24	24	23	20						
	KW	2.14	2.19	2.26	2.34	2.32	2.37	2.45	2.53	2.47	2.52	2.61	2.70	2.60	2.66	2.75	2.85	2.71	2.78	2.87	2.97	2.81	2.88	2.98	3.08						
	AMPS	8.6	8.8	9.1	9.4	9.3	9.5	9.8	10.2	10.1	10.4	10.7	11.1	10.8	11.1	11.5	11.9	11.5	11.8	12.2	12.7	12.2	12.5	13.0	13.5						
	H PR	222	239	253	264	250	269	284	296	284	305	323	336	323	348	367	383	364	391	413	431	402	432	457	476						
	LOPR	104	110	121	128	110	117	127	136	114	121	132	141	120	127	139	148	126	134	146	155	130	138	151	161						
	MBh	35.1	35.7	37.4	39.9	34.3	34.9	36.6	39.0	33.4	34.1	35.7	38.1	32.6	33.3	34.8	37.2	31.0	31.6	33.1	35.3	28.7	29.3	30.6	32.7						
	S/T	0.91	0.88	0.80	0.65	0.95	0.91	0.82	0.67	0.97	0.94	0.85	0.69	1.00	0.97	0.87	0.71	1.00	1.00	0.91	0.74	1.00	1.00	0.91	0.74						
	Delta T	26	25	24	21	26	26	24	21	26	26	24	21	26	26	24	21	26	26	24	21	23	23	22	19						
KW	2.20	2.25	2.32	2.40	2.38	2.43	2.51	2.60	2.53	2.59	2.68	2.77	2.67	2.73	2.82	2.92	2.79	2.85	2.95	3.05	2.89	2.96	3.06	3.16							
AMPS	8.8	9.1	9.4	9.7	9.6	9.8	10.1	10.5	10.4	10.7	11.0	11.5	11.1	11.4	11.8	12.3	11.9	12.2	12.6	13.1	12.6	12.9	13.4	13.9							
H PR	229	247	261	272	257	277	292	305	293	315	333	347	333	359	379	395	375	404	426	444	414	446	471	491							
LOPR	107	114	124	132	113	120	131	140	118	125	137	145	123	131	143	153	129	138	150	160	134	142	155	166							
1294	MBh	36.1	36.8	38.6	41.1	35.3	36.0	37.7	40.2	34.4	35.1	36.8	39.2	33.6	34.2	35.9	38.3	31.9	32.5	34.1	36.4	29.6	30.1	31.6	33.7						
	S/T	0.96	0.92	0.83	0.68	0.99	0.96	0.86	0.70	1.00	0.98	0.89	0.72	1.00	1.00	0.92	0.74	1.00	1.00	0.95	0.77	1.00	1.00	0.96	0.78						
	Delta T	25	24	23	20	25	24	23	20	24	24	23	20	24	24	23	20	23	23	23	20	21	21	21	19						
	KW	2.22	2.27	2.34	2.42	2.40	2.45	2.53	2.62	2.55	2.61	2.70	2.79	2.69	2.75	2.85	2.95	2.81	2.88	2.98	3.08	2.91	2.98	3.08	3.19						
	AMPS	8.9	9.1	9.4	9.8	9.7	9.9	10.2	10.6	10.5	10.8	11.1	11.6	11.2	11.5	11.9	12.4	12.0	12.3	12.7	13.2	12.7	13.0	13.5	14.0						
	H PR	232	249	263	275	260	280	295	308	296	318	336	350	337	362	383	399	379	408	430	449	418	450	475	496						
	LOPR	108	115	126	134	114	121	133	141	119	126	138	147	125	133	145	154	131	139	152	162	136	144	157	167						

KW=Total system power
AMPS=outdoor unit amps (comp.+fan)

NOTE: Shaded area is AHRI Rating Conditions

* Entering Indoor Dry Bulb Temperature
High and low pressures are measured at the liquid and suction service valves.

PERFORMANCE DATA

ASXC160**1A*

LOW STAGE

SXC160241A / CA*F3636*6**+TXV / MBVC1200**-1**				
Conditions: 80°F IDB, 67°F IWB @ 600 CFM, LOW STAGE				
Outdoor Temp. ° F.	Total Btuh	Sensible Btuh	Latent Btuh	Total Watts
75°	19,285	13,583	5,702	1,243
80°	19,056	13,592	5,463	1,285
85°	18,826	13,597	5,229	1,327
90°	18,597	13,648	4,949	1,363
95°	18,367	13,693	4,674	1,400
100°	17,908	13,604	4,304	1,431
105°	17,449	13,501	3,947	1,462
110°	16,806	13,058	3,747	1,489
115°	16,163	12,611	3,552	1,516
TVA Conditions @ 95° OD DB, 75° ID DB, 63° ID WB				
95°	17,020	13,556	3,464	1,353

SXC160361A / CA*F3743*6**+TXV / MBVC1600**-1**				
Conditions: 80°F IDB, 67°F IWB @ 800 CFM, LOW STAGE				
Outdoor Temp. ° F.	Total Btuh	Sensible Btuh	Latent Btuh	Total Watts
75°	26,692	17,980	8,712	1,689
80°	26,374	17,991	8,383	1,743
85°	26,057	17,998	8,059	1,797
90°	25,739	18,065	7,674	1,845
95°	25,421	18,125	7,296	1,893
100°	24,785	18,006	6,779	1,934
105°	24,150	17,871	6,279	1,974
110°	23,260	17,285	5,976	2,010
115°	22,370	16,693	5,678	2,045
TVA Conditions @ 95° OD DB, 75° ID DB, 63° ID WB				
95°	23,556	17,943	5,613	1,832

ASXC160481A* / CA*F4860*6**+TXV / MBVC2000**-1				
Conditions: 80°F IDB, 67°F IWB @ 1100 CFM, Low Stage				
Outdoor Temp. ° F.	Total Btuh	Sensible Btuh	Latent Btuh	Total Watts
75°	36,800	25,760	11,040	2,340
80°	36,350	25,809	10,542	2,415
85°	35,900	25,848	10,052	2,490
90°	35,450	25,879	9,572	2,555
95°	35,000	25,900	9,100	2,620
100°	34,150	25,783	8,367	2,680
105°	33,300	25,641	7,659	2,740
110°	32,050	24,679	7,372	2,785
115°	30,800	23,716	7,084	2,830
TVA Conditions @ 95° OD DB, 75° ID DB, 63° ID WB				
95°	43,552	35,549	8,003	3,618

SXC160601A / CA*F4961*6**+TXV / MBVC2000**-1**				
Conditions: 80°F IDB, 67°F IWB @ 1400 CFM, LOW STAGE				
Outdoor Temp. ° F.	Total Btuh	Sensible Btuh	Latent Btuh	Total Watts
75°	44,775	31,511	13,264	2,966
80°	44,242	31,532	12,711	3,066
85°	43,709	31,543	12,166	3,166
90°	43,176	31,660	11,516	3,255
95°	42,643	31,765	10,878	3,343
100°	41,577	31,558	10,019	3,418
105°	40,511	31,320	9,191	3,493
110°	39,018	30,293	8,726	3,558
115°	37,526	29,256	8,270	3,623
TVA Conditions @ 95° OD DB, 75° ID DB, 63° ID WB				
95°	39,515	31,447	8,067	3,231

PERFORMANCE DATA

ASXC160**1A*

HIGH STAGE

SXC160241A / CA*F3636*6**+TXV / MBVC1200**-1**				
Conditions: 80°F IDB, 67°F IWB @ 800 CFM, High Stage				
Outdoor Temp. ° F.	Total Btuh	Sensible Btuh	Latent Btuh	Total Watts
75°	25,200	17,951	7,249	1,694
80°	24,900	17,963	6,937	1,749
85°	24,600	17,969	6,631	1,805
90°	24,300	18,036	6,264	1,853
95°	24,000	18,096	5,904	1,902
100°	23,400	17,978	5,422	1,943
105°	22,800	17,843	4,957	1,985
110°	21,960	17,257	4,703	2,020
115°	21,120	16,666	4,454	2,056
TVA Conditions @ 95° OD DB, 75° ID DB, 63° ID WB				
95°	22,239	17,915	4,324	1,840

SXC160361A / CA*F3743*6**+TXV / MBVC1600**-1**				
Conditions: 80°F IDB, 67°F IWB @ 1200 CFM, High Stage				
Outdoor Temp. ° F.	Total Btuh	Sensible Btuh	Latent Btuh	Total Watts
75°	36,330	24,540	11,790	2,413
80°	35,898	24,557	11,341	2,491
85°	35,465	24,565	10,900	2,569
90°	35,033	24,657	10,376	2,638
95°	34,600	24,738	9,862	2,707
100°	33,735	24,577	9,158	2,766
105°	32,870	24,392	8,478	2,824
110°	31,659	23,592	8,067	2,875
115°	30,448	22,784	7,664	2,925
TVA Conditions @ 95° OD DB, 75° ID DB, 63° ID WB				
95°	32,062	24,491	7,571	2,620

ASXC160481A* / CA*F4860*6**+TXV / MBVC2000**-1				
Conditions: 80°F IDB, 67°F IWB @ 1600 CFM, High Stage				
Outdoor Temp. ° F.	Total Btuh	Sensible Btuh	Latent Btuh	Total Watts
75°	49,400	34,580	14,820	3,480
80°	48,800	34,648	14,152	3,590
85°	48,200	34,704	13,496	3,700
90°	47,600	34,748	12,852	3,800
95°	47,000	34,780	12,220	3,900
100°	45,850	34,617	11,233	3,985
105°	44,700	34,419	10,281	4,070
110°	43,050	33,149	9,902	4,140
115°	41,400	31,878	9,522	4,210
TVA Conditions @ 95° OD DB, 75° ID DB, 63° ID WB				
95°	43,552	35,549	8,003	3,618

SXC160601A / CA*F4961*6**+TXV / MBVC2000**-1**				
Conditions: 80°F IDB, 67°F IWB @ 1800 CFM, High Stage				
Outdoor Temp. ° F.	Total Btuh	Sensible Btuh	Latent Btuh	Total Watts
75°	59,850	43,108	16,742	4,443
80°	59,138	43,137	16,001	4,587
85°	58,425	43,152	15,273	4,731
90°	57,713	43,312	14,400	4,857
95°	57,000	43,456	13,544	4,984
100°	55,575	43,172	12,403	5,092
105°	54,150	42,848	11,302	5,199
110°	52,155	41,442	10,713	5,292
115°	50,160	40,023	10,137	5,385
TVA Conditions @ 95° OD DB, 75° ID DB, 63° ID WB				
95°	52,818	43,021	9,797	4,823

PERFORMANCE DATA

ASXC160[24-60]1B*

LOW STAGE

SXC160241B* / CA*F3636*6**+TXV+MBVC1200**-1
Conditions: 80°F IDB, 67°F IWB @ 540 CFM, LOW STAGE

Outdoor Temp. ° F.	Total Btuh	Sensible Btuh	Latent Btuh	Total Watts
75°	18,480	12,396	6,084	1,220
80°	18,260	12,404	5,856	1,260
85°	18,040	12,409	5,631	1,300
90°	17,820	12,455	5,365	1,335
95°	17,600	12,496	5,104	1,370
100°	17,160	12,414	4,746	1,400
105°	16,720	12,321	4,399	1,430
110°	16,104	11,917	4,187	1,455
115°	15,488	11,509	3,979	1,481
TVA Conditions @ 95° OD DB, 75° ID DB, 63° ID WB				
95°	16,300	12,388	3,912	1,310

SXC160361B* / CA*F3743*6**+TXV + MBVC1600**-1*
Conditions: 80°F IDB, 67°F IWB @ 800 CFM, LOW STAGE

Outdoor Temp. ° F.	Total Btuh	Sensible Btuh	Latent Btuh	Total Watts
75°	27,090	18,692	8,398	1,689
80°	26,770	18,739	8,031	1,743
85°	26,450	18,780	7,671	1,797
90°	26,125	18,810	7,315	1,849
95°	25,800	18,834	6,966	1,900
100°	25,155	18,740	6,415	1,940
105°	24,510	18,628	5,882	1,980
110°	23,605	17,940	5,665	2,020
115°	22,700	17,252	5,448	2,060
TVA Conditions @ 95° OD DB, 75° ID DB, 63° ID WB				
95°	23,556	17,943	5,613	1,832

SX160481B* / CA*F4961*6**+TXV / MBVC2000**-1*
Conditions: 80°F IDB, 67°F IWB @ 1100 CFM, LOW STAGE

Outdoor Temp. ° F.	Total Btuh	Sensible Btuh	Latent Btuh	Total Watts
75°	36,341	25,055	11,286	2,312
80°	35,908	25,071	10,837	2,389
85°	35,475	25,080	10,395	2,465
90°	35,043	25,174	9,869	2,533
95°	34,610	25,257	9,353	2,600
100°	33,745	25,092	8,653	2,657
105°	32,880	24,903	7,976	2,715
110°	31,668	24,086	7,582	2,764
115°	30,457	23,262	7,195	2,813
TVA Conditions @ 95° OD DB, 75° ID DB, 63° ID WB				
95°	32,071	25,004	7,067	2,515

SXC160601B* / CA*F496*6**+TXV / MBVC2000**-1 *
Conditions: 80°F IDB, 67°F IWB @ 1400 CFM, LOW STAGE

Outdoor Temp. ° F.	Total Btuh	Sensible Btuh	Latent Btuh	Total Watts
75°	42,700	29,463	13,237	2,810
80°	42,200	29,540	12,660	2,905
85°	41,700	29,607	12,093	3,000
90°	41,150	29,628	11,522	3,085
95°	40,600	29,638	10,962	3,170
100°	39,600	29,502	10,098	3,240
105°	38,600	29,336	9,264	3,310
110°	37,200	28,458	8,742	3,375
115°	35,800	27,566	8,234	3,440
TVA Conditions @ 95° OD DB, 75° ID DB, 63° ID WB				
95°	39,515	31,447	8,067	3,231

PERFORMANCE DATA

ASXC160[24-60]1B*

HIGH STAGE

SXC160241B* / CA*F3636*6**+TXV+MBVC1200**-1
Conditions: 80°F IDB, 67°F IWB @ 780 CFM, High Stage

Outdoor Temp. ° F.	Total Btuh	Sensible Btuh	Latent Btuh	Total Watts
75°	25,200	16,666	8,534	1,641
80°	24,900	16,677	8,223	1,697
85°	24,600	16,682	7,918	1,752
90°	24,300	16,744	7,556	1,801
95°	24,000	16,800	7,200	1,850
100°	23,400	16,690	6,710	1,892
105°	22,800	16,565	6,235	1,933
110°	21,960	16,021	5,939	1,969
115°	21,120	15,473	5,647	2,005
TVA Conditions @ 95° OD DB, 75° ID DB, 63° ID WB				
95°	22,200	16,650	5,550	1,770

***SXC160361B* / CA*F3743*6** +TXV + MBVC1600**-1**
Conditions: 80°F IDB, 67°F IWB @ 1200 CFM, High Stage

Outdoor Temp. ° F.	Total Btuh	Sensible Btuh	Latent Btuh	Total Watts
75°	36,750	25,358	11,393	2,490
80°	36,315	25,421	10,895	2,570
85°	35,880	25,475	10,405	2,650
90°	35,440	25,517	9,923	2,725
95°	35,000	25,550	9,450	2,800
100°	34,125	25,423	8,702	2,860
105°	33,250	25,270	7,980	2,920
110°	32,025	24,339	7,686	2,975
115°	30,800	23,408	7,392	3,030
TVA Conditions @ 95° OD DB, 75° ID DB, 63° ID WB				
95°	32,062	24,491	7,571	2,620

***SXC160481B* / CA*F496*6**+TXV / MBVC2000**-1**
Conditions: 80°F IDB, 67°F IWB @ 1550 CFM, High Stage

Outdoor Temp. ° F.	Total Btuh	Sensible Btuh	Latent Btuh	Total Watts
75°	49,350	35,621	13,729	3,328
80°	48,763	35,644	13,118	3,437
85°	48,175	35,657	12,518	3,547
90°	47,588	35,789	11,798	3,644
95°	47,000	35,908	11,092	3,741
100°	45,825	35,674	10,151	3,823
105°	44,650	35,405	9,245	3,906
110°	43,005	34,244	8,761	3,977
115°	41,360	33,071	8,289	4,048
TVA Conditions @ 95° OD DB, 75° ID DB, 63° ID WB				
95°	43,552	35,549	8,003	3,618

SXC160601B* / CA*F496*6**+TXV / MBVC2000**-1*
Conditions: 80°F IDB, 67°F IWB @ 1800 CFM, High Stage

Outdoor Temp. ° F.	Total Btuh	Sensible Btuh	Latent Btuh	Total Watts
75°	59,900	41,930	17,970	4,120
80°	59,150	41,997	17,154	4,260
85°	58,400	42,048	16,352	4,400
90°	57,700	42,121	15,579	4,525
95°	57,000	42,180	14,820	4,650
100°	55,600	41,978	13,622	4,755
105°	54,200	41,734	12,466	4,860
110°	52,200	40,194	12,006	4,950
115°	50,200	38,654	11,546	5,040
TVA Conditions @ 95° OD DB, 75° ID DB, 63° ID WB				
95°	52,818	43,021	9,797	4,823

PERFORMANCE DATA

DSXC160[24-60]1A*

LOW STAGE

SXC160241A / CA*F3636*6**+TXV+MBVC1200**-1*				
Conditions: 80°F IDB, 67°F IWB @ 540 CFM, LOW STAGE				
Outdoor Temp. ° F.	Total Btuh	Sensible Btuh	Latent Btuh	Total Watts
75°	18,480	12,396	6,084	1,220
80°	18,260	12,404	5,856	1,260
85°	18,040	12,409	5,631	1,300
90°	17,820	12,455	5,365	1,335
95°	17,600	12,496	5,104	1,370
100°	17,160	12,414	4,746	1,400
105°	16,720	12,321	4,399	1,430
110°	16,104	11,917	4,187	1,455
115°	15,488	11,509	3,979	1,481
TVA Conditions @ 95° OD DB, 75° ID DB, 63° ID WB				
95°	16,300	12,388	3,912	1,310

SXC160361A / CA*F3743*6***+TXV + MBVC1600**-1**				
Conditions: 80°F IDB, 67°F IWB @ 800 CFM, LOW STAGE				
Outdoor Temp. ° F.	Total Btuh	Sensible Btuh	Latent Btuh	Total Watts
75°	27,090	18,692	8,398	1,689
80°	26,770	18,739	8,031	1,743
85°	26,450	18,780	7,671	1,797
90°	26,125	18,810	7,315	1,849
95°	25,800	18,834	6,966	1,900
100°	25,155	18,740	6,415	1,940
105°	24,510	18,628	5,882	1,980
110°	23,605	17,940	5,665	2,020
115°	22,700	17,252	5,448	2,060
TVA Conditions @ 95° OD DB, 75° ID DB, 63° ID WB				
95°	23,556	17,943	5,613	1,832

DSXC160481A* / CA*F4961*6A**+TXV / MBVC2000**-1				
Conditions: 80°F IDB, 67°F IWB @ 1100 CFM, LOW STAGE				
Outdoor Temp. ° F.	Total Btuh	Sensible Btuh	Latent Btuh	Total Watts
75°	36,800	25,760	11,040	2,340
80°	36,350	25,809	10,542	2,415
85°	35,900	25,848	10,052	2,490
90°	35,450	25,879	9,572	2,555
95°	35,000	25,900	9,100	2,620
100°	34,150	25,783	8,367	2,680
105°	33,300	25,641	7,659	2,740
110°	32,050	24,679	7,372	2,785
115°	30,800	23,716	7,084	2,830
TVA Conditions @ 95° OD DB, 75° ID DB, 63° ID WB				
95°	43,552	35,549	8,003	3,618

DSXC160601A* / CA*F4961*6**+TXV / MBVC2000**-1				
Conditions: 80°F IDB, 67°F IWB @ 1400 CFM, LOW STAGE				
Outdoor Temp. ° F.	Total Btuh	Sensible Btuh	Latent Btuh	Total Watts
75°	44,775	31,511	13,264	2,966
80°	44,242	31,532	12,711	3,066
85°	43,709	31,543	12,166	3,166
90°	43,176	31,660	11,516	3,255
95°	42,643	31,765	10,878	3,343
100°	41,577	31,558	10,019	3,418
105°	40,511	31,320	9,191	3,493
110°	39,018	30,293	8,726	3,558
115°	37,526	29,256	8,270	3,623
TVA Conditions @ 95° OD DB, 75° ID DB, 63° ID WB				
95°	39,515	31,447	8,067	3,231

PERFORMANCE DATA

DSXC160[24-60]1A*

HIGH STAGE

DSXC160241A* / CA*F3636*6**+TXV+MBVC1200**-1*				
Conditions: 80°F IDB, 67°F IWB @ 780 CFM, High Stage				
Outdoor Temp. ° F.	Total Btuh	Sensible Btuh	Latent Btuh	Total Watts
75°	25,200	16,666	8,534	1,641
80°	24,900	16,677	8,223	1,697
85°	24,600	16,682	7,918	1,752
90°	24,300	16,744	7,556	1,801
95°	24,000	16,800	7,200	1,850
100°	23,400	16,690	6,710	1,892
105°	22,800	16,565	6,235	1,933
110°	21,960	16,021	5,939	1,969
115°	21,120	15,473	5,647	2,005
TVA Conditions @ 95° OD DB, 75° ID DB, 63° ID WB				
95°	22,200	16,650	5,550	1,770

DSXC160361A* / CA*F3743*6** +TXV + MBVC1600**-1				
Conditions: 80°F IDB, 67°F IWB @ 1200 CFM, High Stage				
Outdoor Temp. ° F.	Total Btuh	Sensible Btuh	Latent Btuh	Total Watts
75°	36,750	25,358	11,393	2,490
80°	36,315	25,421	10,895	2,570
85°	35,880	25,475	10,405	2,650
90°	35,440	25,517	9,923	2,725
95°	35,000	25,550	9,450	2,800
100°	34,125	25,423	8,702	2,860
105°	33,250	25,270	7,980	2,920
110°	32,025	24,339	7,686	2,975
115°	30,800	23,408	7,392	3,030
TVA Conditions @ 95° OD DB, 75° ID DB, 63° ID WB				
95°	32,062	24,491	7,571	2,620

DSXC160481A* / CA*F496*6**+TXV / MBVC2000**-1				
Conditions: 80°F IDB, 67°F IWB @ 1550 CFM, High Stage				
Outdoor Temp. ° F.	Total Btuh	Sensible Btuh	Latent Btuh	Total Watts
75°	49,400	34,580	14,820	3,480
80°	48,800	34,648	14,152	3,590
85°	48,200	34,704	13,496	3,700
90°	47,600	34,748	12,852	3,800
95°	47,000	34,780	12,220	3,900
100°	45,850	34,617	11,233	3,985
105°	44,700	34,419	10,281	4,070
110°	43,050	33,149	9,902	4,140
115°	41,400	31,878	9,522	4,210
TVA Conditions @ 95° OD DB, 75° ID DB, 63° ID WB				
95°	43,552	35,549	8,003	3,618

DSXC160601A* / CA*F4861*6**+TXV / MVBC2000**-1				
Conditions: 80°F IDB, 67°F IWB @ 1800 CFM, High Stage				
Outdoor Temp. ° F.	Total Btuh	Sensible Btuh	Latent Btuh	Total Watts
75°	59,850	43,108	16,742	4,443
80°	59,138	43,137	16,001	4,587
85°	58,425	43,152	15,273	4,731
90°	57,713	43,312	14,400	4,857
95°	57,000	43,456	13,544	4,984
100°	55,575	43,172	12,403	5,092
105°	54,150	42,848	11,302	5,199
110°	52,155	41,442	10,713	5,292
115°	50,160	40,023	10,137	5,385
TVA Conditions @ 95° OD DB, 75° ID DB, 63° ID WB				
95°	52,818	43,021	9,797	4,823

PERFORMANCE DATA

DSXC160[48-60]1B*

LOW STAGE

DSXC160481A* / CA*F4961*6**+TXV / MBVC2000**-1B*				
Conditions: 80°F IDB, 67°F IWB @ 950 CFM, LOW STAGE				
Outdoor Temp. ° F.	Total Btuh	Sensible Btuh	Latent Btuh	Total Watts
75°	36,750	24,304	12,446	2,067
80°	36,313	24,320	11,993	2,182
85°	35,875	24,329	11,547	2,297
90°	35,438	24,419	11,018	2,399
95°	35,000	24,500	10,500	2,500
100°	34,125	24,340	9,785	2,586
105°	33,250	24,157	9,093	2,672
110°	32,025	23,364	8,661	2,747
115°	30,800	22,565	8,236	2,821
TVA Conditions @ 95° OD DB, 75° ID DB, 63° ID WB				
95°	32,071	25,004	7,067	2,515

DSXC160601B* / CA*F496*6**+TXV / MBVC2000**-1**				
Conditions: 80°F IDB, 67°F IWB @ 1400 CFM, LOW STAGE				
Outdoor Temp. ° F.	Total Btuh	Sensible Btuh	Latent Btuh	Total Watts
75°	42,700	29,463	13,237	2,810
80°	42,200	29,540	12,660	2,905
85°	41,700	29,607	12,093	3,000
90°	41,150	29,628	11,522	3,085
95°	40,600	29,638	10,962	3,170
100°	39,600	29,502	10,098	3,240
105°	38,600	29,336	9,264	3,310
110°	37,200	28,458	8,742	3,375
115°	35,800	27,566	8,234	3,440
TVA Conditions @ 95° OD DB, 75° ID DB, 63° ID WB				
95°	39,515	31,447	8,067	3,231

HIGH STAGE

DSXC160481B* / CA*F4961*6**+TXV / MBVC2000**-1				
Conditions: 80°F IDB, 67°F IWB @ 1550 CFM, High Stage				
Outdoor Temp. ° F.	Total Btuh	Sensible Btuh	Latent Btuh	Total Watts
75°	49,350	35,434	13,916	3,331
80°	48,763	35,457	13,305	3,445
85°	48,175	35,470	12,705	3,559
90°	47,588	35,602	11,986	3,660
95°	47,000	35,720	11,280	3,760
100°	45,825	35,487	10,338	3,845
105°	44,650	35,220	9,430	3,931
110°	43,005	34,064	8,941	4,005
115°	41,360	32,898	8,462	4,078
TVA Conditions @ 95° OD DB, 75° ID DB, 63° ID WB				
95°	22,200	16,650	5,550	1,770

SXC160601B / CA*F496*6**+TXV / MBVC2000**-1**				
Conditions: 80°F IDB, 67°F IWB @ 1800 CFM, High Stage				
Outdoor Temp. ° F.	Total Btuh	Sensible Btuh	Latent Btuh	Total Watts
75°	59,900	41,930	17,970	4,120
80°	59,150	41,997	17,154	4,260
85°	58,400	42,048	16,352	4,400
90°	57,700	42,121	15,579	4,525
95°	57,000	42,180	14,820	4,650
100°	55,600	41,978	13,622	4,755
105°	54,200	41,734	12,466	4,860
110°	52,200	40,194	12,006	4,950
115°	50,200	38,654	11,546	5,040
TVA Conditions @ 95° OD DB, 75° ID DB, 63° ID WB				
95°	52,818	43,021	9,797	4,823

PERFORMANCE TEST

All data based upon listed indoor dry bulb temperature. .00 inches external static pressure on coil of outdoor section. Indoor air cubic feet per minute (CFM) as listed in the Performance Data Sheets:

If conditions vary from this, results will change as follows:

- As indoor dry bulb temperatures increase, a slight increase will occur in indoor air temperature drop (Delta T). Low and high side pressures and power will not change.
- As indoor CFM decreases, a slight increase will occur in indoor temperature drop (Delta T). A slight decrease will occur in low and high side pressures and power.

A properly operating unit should be within the subcooling value shown in the Air Conditioner Specifications.

A properly operating unit should be within plus or minus **3 degrees** of the typical (Delta T) value shown.

A properly operating unit should be within plus or minus **7 PSIG** of the **HI PR** shown.

A properly operating unit should be within plus or minus **3 PSIG** of the **LO PR** shown.

A properly operating unit should be within plus or minus **3 Amps** of the typical value shown.

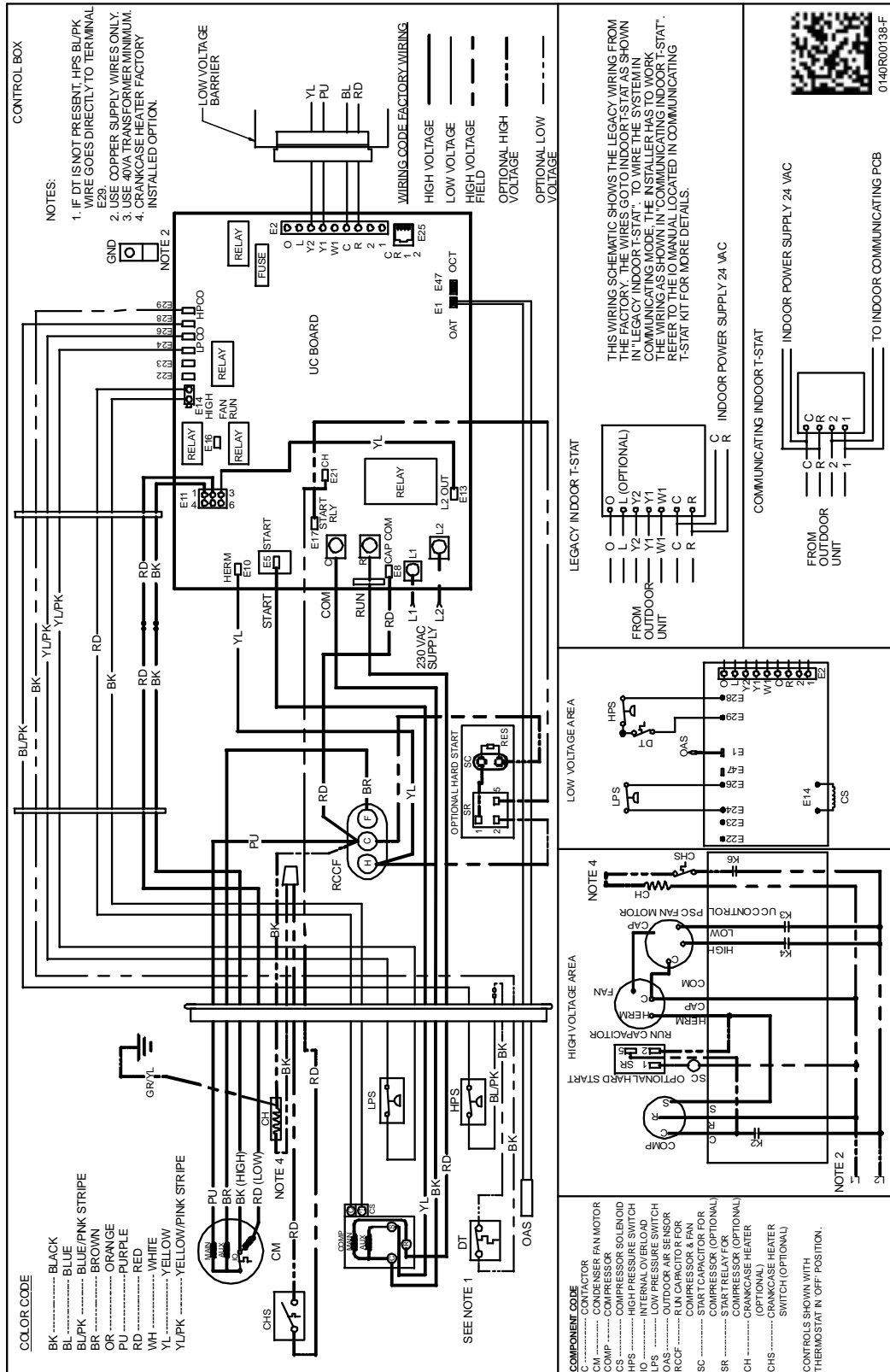
NOTE: Pressures are measured at the liquid and suction service valve ports.

WIRING DIAGRAMS

SXC160[24-60]1A*/B

WARNING

HIGH VOLTAGE! DISCONNECT ALL POWER BEFORE SERVICING OR INSTALLING THIS UNIT. MULTIPLE POWER SOURCES MAY BE PRESENT. FAILURE TO DO SO MAY CAUSE PROPERTY DAMAGE, PERSONAL INJURY OR DEATH.



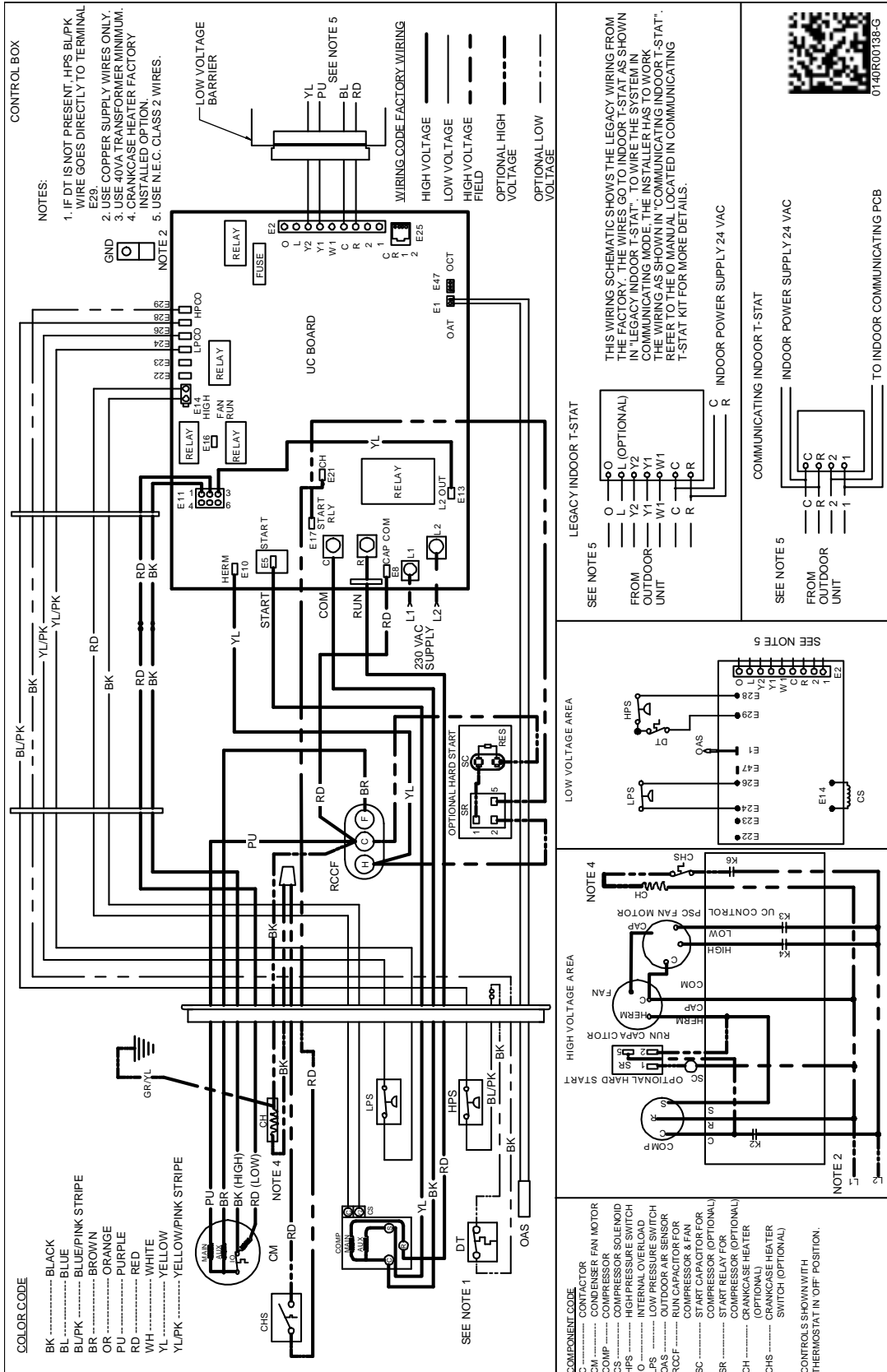
Wiring is subject to change. Always refer to the wiring diagram on the unit for the most up-to-date wiring.

WIRING DIAGRAMS

SXC160[24-60]1A/B*

WARNING

HIGH VOLTAGE!
DISCONNECT ALL POWER BEFORE SERVICING OR INSTALLING THIS UNIT. MULTIPLE POWER SOURCES MAY BE PRESENT. FAILURE TO DO SO MAY CAUSE PROPERTY DAMAGE, PERSONAL INJURY OR DEATH.



Wiring is subject to change. Always refer to the wiring diagram on the unit for the most up-to-date wiring.